

**TRINITY COUNTY
BOARD OF SUPERVISORS**
Trinity County Library
Conference Room
Weaverville, CA

MEETING MINUTES

2014-06-24

Chairman

Supervisor Judy Pflueger - District 1

Vice Chairman

Supervisor Judy Morris - District 2

Supervisor Karl Fisher - District 3

Supervisor Debra Chapman - District 4

Supervisor John Fenley - District 5

Wendy Tyler - County Administrative Officer/Clerk of the Board

David A. Prentice - County Counsel

Suzie White - Administrative Coordinator

Meeting called to order in open session at 9:00 AM.

Pledge of Allegiance

Public Comment - Diana Sheen

Consent

Auditor/Controller

1.01 Approved a budget adjustment in the Weaverville Lighting District (Dept. 8202) increasing Services & Supplies by \$4,158.

Motion: Chapman **Second:** Morris **Vote:** Morris, Chapman, Fisher, Fenley, and Pflueger - AYE

1.02 Approved establishing a new Agency Fund (Fund No. 718) for Penal Code 1420 - Deposits.

Motion: Chapman **Second:** Morris **Vote:** Morris, Chapman, Fisher, Fenley, and Pflueger - AYE

Board of Supervisors

1.03 Appointed Wes Scribner to the Technical Peer Review Committee of the North Coast Resource Partnership and appointed Mark Lancaster as alternate for the Technical Peer Review Committee.

Motion: Chapman **Second:** Morris **Vote:** Morris, Chapman, Fisher, Fenley, and Pflueger - AYE

Board of Supervisors

- 1.04** Authorized the Chairman to sign a letter to Assemblymember Jim Frazier in support of AB 1637 - Veteran's Designation on Driver's License or Identification Cards.

Received comments from John Hamilton and County Administrative Officer Wendy Tyler.

Motion: Fenley **Second:** Fisher **Carried** Vote: 5-0

Building & Development Services

- 1.05** Approved a budget adjustment in the General Fund Department (Dept. 1000) increasing revenues by \$31,036; and approved a budget adjustment in the Building & Development Services Department (Dept. 2480) increasing revenues by \$16,838 and expenditures by \$47,874.

Motion: Chapman **Second:** Morris Vote: Morris, Chapman, Fisher, Fenley, and Pflueger - AYE

Clerk of the Board

- 1.06** Approved regular meeting minutes of June 10, 2014, as submitted by the Clerk.

Motion: Chapman **Second:** Morris Vote: Morris, Chapman, Fisher, Fenley, and Pflueger - AYE

Clerk Recorder Assessor

- 1.07** Accepted the Canvass of June 3, 2014, Consolidated Statewide Primary Election completed on June 13, 2014, and directed the Clerk to let the record show that the Official Statement of Votes Cast is hereby made a part of the minutes of the Board, and the following candidates are hereby declared elected to the offices specified:

Superintendent of Schools ~ Bettina Adrian Blackwell

Supervisor District 1 ~ Keith Groves

Auditor/Controller ~ Angela Bickle

Clerk/Recorder/Assessor ~ Deanna L. Bradford

District Attorney ~ Eric Heryford

Sheriff/Coroner ~ Bruce Haney

Treasurer/Tax Collector ~ Terri McBrayer

There will be a runoff for Supervisor District 4 between Andrew Franklin and William (Bill) Burton in November 2014.

Received comments from Diana Sheen and Clerk/Recorder/Assessor Deanna Bradford.

Motion: Morris **Second:** Fisher **Carried** Vote: 5-0

County Administrative Officer

- 1.08** Approved a budget adjustment in Motor Pool (Dept. 8803) increasing Services & Supplies by \$20,000.

Motion: Chapman **Second:** Morris Vote: Morris, Chapman, Fisher, Fenley, and Pflueger - AYE

- 1.09** Approved a budget adjustment in Motor Pool (Dept. 8803) increasing Services & Supplies by \$20,000.

Motion: Chapman **Second:** Morris Vote: Morris, Chapman, Fisher, Fenley, and Pflueger - AYE

- 1.10** Approved a budget adjustment in the General Services Department (Dept. 1750) decreasing Salaries & Benefits by \$19,950 and increasing Services & Supplies by \$19,950.

Motion: Chapman **Second:** Morris Vote: Morris, Chapman, Fisher, Fenley, and Pflueger - AYE

- 1.11** Approved a budget adjustment in the Administration Department (Dept. 1200) increasing revenues and expenditures by \$10,309.

Motion: Chapman **Second:** Morris Vote: Morris, Chapman, Fisher, Fenley, and Pflueger - AYE

Health & Human Services

- 1.12** Approved a budget adjustment in the Welfare Department (Dept. 5000) decreasing Salaries & Benefits by \$102,325 and increasing Services & Supplies by \$102,325.
Motion: Chapman **Second:** Morris **Vote:** Morris, Chapman, Fisher, Fenley, and Pflueger - AYE
- 1.13** Approved amendment no. 1 to the agreement with Esplanade amending the scope of services and increasing the maximum cost for the workstation replacement project for Child Protective Services.

Received comments from John Hamilton, Director of Health and Human Services Christine Zoppi, and County Administrative Officer Wendy Tyler.
Motion: Chapman **Second:** Fenley **Carried** **Vote:** 5-0
- 1.14** Approved amendment no. 1 to the agreement with the Human Response Network amending exhibit B to update current fees for supervised visitation services.
Motion: Chapman **Second:** Morris **Vote:** Morris, Chapman, Fisher, Fenley, and Pflueger - AYE
- 1.15** Approved amendment no. 1 to the agreement with the Human Response Network amending the scope of services and increasing the maximum cost to provide in-home parenting services through its Home Visitors Program.
Motion: Chapman **Second:** Morris **Vote:** Morris, Chapman, Fisher, Fenley, and Pflueger - AYE
- 1.16** Approved an agreement with Progress House, Inc. for inpatient and sober living services.
Motion: Chapman **Second:** Morris **Vote:** Morris, Chapman, Fisher, Fenley, and Pflueger - AYE
- 1.17** Approved an agreement with VOTC, Inc. dba Visions of the Cross for clean and sober living and residential treatment/recovery services for men, women, and women with children.

Received comments from Director of Health and Human Services Christine Zoppi and County Administrative Officer Wendy Tyler.
Motion: Chapman **Second:** Fisher **Carried** **Vote:** 5-0
- 1.18** Approved the increased purchase price of \$28,793.75 for the 2014 Toyota Prius from Mid City Motor World.
Motion: Chapman **Second:** Morris **Vote:** Morris, Chapman, Fisher, Fenley, and Pflueger - AYE

Information Technology

- 1.19** Approved a budget adjustment in the Information Technology Department (Dept. 1940) decreasing Fixed Assets by \$4,500 and increasing Services & Supplies by \$4,500.
Motion: Chapman **Second:** Morris **Vote:** Morris, Chapman, Fisher, Fenley, and Pflueger - AYE

Probation/Collections

- 1.20** Authorized the purchase of a new computer for the District Attorney's office, from RAN Funds.
Motion: Chapman **Second:** Morris **Vote:** Morris, Chapman, Fisher, Fenley, and Pflueger - AYE

Sheriff

Sheriff

- 1.21** Approved a budget adjustment in the Animal Control Department (Dept. 2350) increasing expenditures by \$11,623 and revenues by \$6,623; approved a budget adjustment in the Coroner Department (Dept. 2110) increasing expenditures by \$20,000; approved a budget adjustment in the Jail (Dept. 2300) increasing expenditures by \$156,100 and revenues by \$50,100; and approved a budget adjustment in the Sheriff's Department (Dept. 2200) decreasing expenditures by \$131,000.

Motion: Chapman **Second:** Morris **Vote:** Morris, Chapman, Fisher, Fenley, and Pflueger - AYE

Transportation

- 1.22** Approved an agreement with Southern Trinity Health Services to provide transportation services, subject to Transportation Commission allocation.

Motion: Chapman **Second:** Morris **Vote:** Morris, Chapman, Fisher, Fenley, and Pflueger - AYE

- 1.23** Approved an agreement with the Human Response Network to administer the Transportation Assistance Program, subject to Transportation Commission allocation .

Motion: Chapman **Second:** Morris **Vote:** Morris, Chapman, Fisher, Fenley, and Pflueger - AYE

Reports/Announcements

Reports/Announcements

- 2.01**
- I. Received reports from Sheriff Bruce Haney and Director of Transportation Rick Tippett.
 - II. Received a report from County Administrative Officer Wendy G. Tyler.
 - III. Received reports from Members of the Board of Supervisors.

Transportation Commission

RECESSED AS THE BOARD OF SUPERVISORS AND CONVENED AS THE TRANSPORTATION COMMISSION

Transportation Commission

- 3.01** Adopted Resolution No. 2014-53 which approves the allocation of Local Transportation Funds (LTF) and adopted Resolution No. 2014-54 which approves the allocation of State Transit Assistance Funds (STA) for FY 2014/15.

Received comments from Executive Secretary Rick Tippett.

Motion: Morris **Second:** Fisher **Carried** **Vote:** Fisher, Morris, Chapman, Fenley, and Pflueger - AYE

ADJOURNED AS THE TRANSPORTATION COMMISSION AND CONVENED AS THE IN-HOME SUPPORT SERVICES AUTHORITY

In-Home Support Services Authority

In-Home Support Services Authority

- 4.01** Appointed Wendy Tyler and David Prentice as the In-Home Support Services Authorities designated representatives for the purpose of labor negotiations with the In-Home Support Services Workers Unit.

Received comments from County Administrative Officer Wendy Tyler, John Hamilton, County Counsel David Prentice, California United Homecare Workers Chief of Staff Joe Wildman, and Kay Graves.

Motion: Fisher **Second:** Morris **Carried** **Vote:** 5-0

RECESSED AS THE IN-HOME SUPPORT SERVICES AUTHORITY AND RECONVENED AS THE BOARD OF SUPERVISORS

County Matters

County Administrative Officer

- 5.01** Adopted a preliminary budget for fiscal year 2014/2015, including Enterprise Funds and dependent Special District, of \$72,753,118.

Received comments from County Administrative Officer Wendy Tyler.

Motion: Chapman **Second:** Fisher **Carried** Vote: 5-0

- 5.02** Made the following changes to the allocations list for the Auditor's Office effective July 1, 2014:
Deleted: Two Accounting Technician I/II or Two Accounting Technician Senior or One Payroll Technician or Supervising Accounting Technician (maximum 4 allocations); and
Added: Four Accounting Technician I/II, Accounting Technician Senior, Payroll Technician, Supervising Accounting Technician, or Accountant I/II/III (maximum 4 allocations).

Received comments from County Administrative Officer Wendy Tyler.

Motion: Morris **Second:** Fisher **Carried** Vote: 5-0

- 5.03** Selected the following proposals for funding pursuant to Title III Secure Rural Schools and Community Self-Determination Act of 2000:

1. Weaverville Fire District for continuation of their Fire Prevention Education/Fuel Reduction Program. \$33,610;
2. Trinity County Resource Conservation District for continuation of their Fire Safe Council Implementation and Community Outreach Project. \$33,610; and
3. Watershed Research and Training Center of Hayfork for continuation of their Hazard Reduction Program in the Hayfork Basin with the addition of the Hyampom area. \$33,610.

Received comments from County Administrative Officer Wendy G. Tyler, and Grants Project Specialists Rachel Allen.

Motion: Morris **Second:** Chapman **Carried** Vote: 5-0

County Counsel

- 5.04** Adopted Resolution No. 2014-55 which approves the lapsation of the Cox Bar Elementary School District and its annexation into the Trinity Alps Unified School District.

Received comments from County Counsel David Prentice and Diana Sheen.

Motion: Fisher **Second:** Fenley **Vote:** Fenley, Fisher, Chapman, Morris, and Pflueger - AYE

Transportation

- 5.05** Approved a budget adjustment in the Surveyor Department (Dept. 1910) increasing Services & Supplies by \$20,000; and approved a budget adjustment in the Contingency Fund (Dept. 9901) decreasing appropriation by \$20,000.

Received comments from Director of Transportation Rick Tippet and County Administrative Officer Wendy Tyler.

Motion: Morris **Second:** Fisher **Carried** Vote: 5-0

Transportation

5.06 Approved a final revision of the cost plan for appropriation of Prop 1B funds.

Received comments from Director of Transportation Rick Tippett.

Motion: Chapman **Second:** Fisher **Carried** Vote: 5-0

Closed Session

RECESSED AS THE BOARD OF SUPERVISORS AND RECONVENED AS THE IN-HOME SUPPORT SERVICES AUTHORITY

In-Home Support Services Authority

6.01 Government Code section 54957.6 - Labor Negotiations
County's Designated Representatives: Wendy Tyler and David Prentice
Employee Organizations: In-Home Supportive Services

Direction was given to the negotiating team.

ADJOURNED AS THE IN-HOME SUPPORT SERVICES AND RECONVENED AS THE BOARD OF SUPERVISORS

Board of Supervisors

6.02 Government Code section 54954.5(e) - Public Employee Evaluation: County Administrative Officer

Evaluation was held.

County Administrative Officer

6.03 Government Code section 54957.6 - Labor Negotiations
County's Designated Representatives: Wendy Tyler and David Prentice
Employee Organizations: Trinity County Skilled Trades, Trinity County Miscellaneous Peace Officers Unit, Trinity County General Unit, Trinity County Management and Confidential Unit, and Trinity County Deputy Sheriff's Association

No reportable action was taken.

ADJOURN

TRINITY COUNTY BOARD OF SUPERVISORS

JUDITH N. PFLUEGER, CHAIRMAN
Board of Supervisors, County of
Trinity, State of California

Attest:

WENDY G. TYLER
Clerk of the Board of Supervisors

By: _____
Deputy

CERTIFICATE OF TRINITY COUNTY CLERK


**MANUAL TALLY OF ELECTION RESULTS PURSUANT TO
CALIFORNIA ELECTION CODE §15360**

**CONSOLIDATED STATEWIDE PRIMARY ELECTION
TUESDAY, JUNE 3, 2014**

I, Deanna L. Bradford, Trinity County Clerk/Recorder/Assessor, do hereby certify, in pursuance of the provisions of Division 15, Chapter 4 (commencing with Section 15300) of the Elections code, State of California, I did canvass the returns of the votes cast in the General Election held on June 3, 2014 and, in pursuance of the provisions of §15360 of the Elections Code, I conducted the public manual tally of randomly selected precincts and the canvassing board did not find any discrepancies between the machine count and the manual tally. Therefore, I do hereby certify that the Statement of Votes Cast, to which this certification is attached, shows the total number of votes cast in each of the respective precincts are full, true and correct.

WITNESS my hand and official seal this 13th day of June 2014.

Trinity County Clerk/Recorder/Assessor


Deanna L. Bradford





**CERTIFICATION OF
COUNTY CLERK/REGISTRAR OF VOTERS
OF THE RESULTS OF THE CANVASS
OF THE JUNE 3, 2014, STATEWIDE DIRECT PRIMARY
ELECTION**

STATE OF CALIFORNIA }
COUNTY OF _____ Trinity } ss.

I, Deanna L. Bradford, County Clerk/Registrar of Voters of said county, do hereby certify that, in pursuance to the provisions of Elections Code Section 15300, et seq., I did canvass the results of the votes cast in the Statewide Direct Primary Election held in said County on June 3, 2014, for measures and contests that were submitted to the vote of the voters, and that the Statement of Votes Cast to which this certificate is attached, is full, true and correct.


I hereby set my hand and official seal this 13th day of June 2014 at
the County of Trinity.





Registrar of Voters

County of Trinity
State of California



CONSOLIDATED STATEWIDE PRIMARY ELECTION
JUNE 3, 2014

Date:06/12/14
Time:15:12:24
Page:1 of 111

	TURN OUT		
	Reg. Voters	Cards Cast	% Turnout
Jurisdiction Wide			
COFFEE CREEK			
Polling	128	0	0.00%
Absentee	128	77	60.16%
Early Voting	128	0	0.00%
Total	128	77	60.16%
TRINITY CENTER			
Polling	209	0	0.00%
Absentee	209	153	73.21%
Early Voting	209	0	0.00%
Total	209	153	73.21%
MINERSVILLE			
Polling	95	0	0.00%
Absentee	95	64	67.37%
Early Voting	95	0	0.00%
Total	95	64	67.37%
LEWISTON			
Polling	740	118	15.95%
Absentee	740	275	37.16%
Early Voting	740	0	0.00%
Total	740	393	53.11%
EAST WEAVER			
Polling	332	81	24.40%
Absentee	332	130	39.16%
Early Voting	332	0	0.00%
Total	332	211	63.55%
WEAVERVILLE			
Polling	966	211	21.84%
Absentee	966	329	34.06%
Early Voting	966	0	0.00%
Total	966	540	55.90%
SOUTH WEAVER			
Polling	511	113	22.11%
Absentee	511	159	31.12%
Early Voting	511	0	0.00%
Total	511	272	53.23%
DOUGLAS CITY			
Polling	626	99	15.81%
Absentee	626	228	36.42%
Early Voting	626	0	0.00%
Total	626	327	52.24%
INDIAN CREEK			
Polling	22	0	0.00%
Absentee	22	13	59.09%
Early Voting	22	0	0.00%
Total	22	13	59.09%
HAYFORK			
Polling	631	110	17.43%
Absentee	631	207	32.81%
Early Voting	631	0	0.00%
Total	631	317	50.24%
WILDWOOD			
Polling	37	0	0.00%
Absentee	37	17	45.95%
Early Voting	37	0	0.00%
Total	37	17	45.95%
OREGON MOUNTAIN			
Polling	88	0	0.00%
Absentee	88	55	62.50%
Early Voting	88	0	0.00%
Total	88	55	62.50%
JUNCTION CITY			
Polling	442	75	16.97%

CONSOLIDATED STATEWIDE PRIMARY ELECTION
JUNE 3, 2014

Date:06/12/14
Time:15:12:24
Page:2 of 111

	TURN OUT		
	Reg. Voters	Cards Cast	% Turnout
Absentee	442	170	38.46%
Early Voting	442	0	0.00%
Total	442	245	55.43%
BIG BAR			
Polling	135	0	0.00%
Absentee	135	78	57.78%
Early Voting	135	0	0.00%
Total	135	78	57.78%
BURNT RANCH			
Polling	141	0	0.00%
Absentee	141	69	48.94%
Early Voting	141	0	0.00%
Total	141	69	48.94%
DENNY			
Polling	167	0	0.00%
Absentee	167	77	46.11%
Early Voting	167	0	0.00%
Total	167	77	46.11%
NORTH WEAVER			
Polling	336	80	23.81%
Absentee	336	139	41.37%
Early Voting	336	0	0.00%
Total	336	219	65.18%
SALYER			
Polling	204	0	0.00%
Absentee	204	69	33.82%
Early Voting	204	0	0.00%
Total	204	69	33.82%
SOUTH HAYFORK			
Polling	576	105	18.23%
Absentee	576	177	30.73%
Early Voting	576	0	0.00%
Total	576	282	48.96%
FOREST GLEN			
Polling	9	0	0.00%
Absentee	9	3	33.33%
Early Voting	9	0	0.00%
Total	9	3	33.33%
POST MOUNTAIN			
Polling	126	0	0.00%
Absentee	126	57	45.24%
Early Voting	126	0	0.00%
Total	126	57	45.24%
MAD RIVER			
Polling	175	0	0.00%
Absentee	175	92	52.57%
Early Voting	175	0	0.00%
Total	175	92	52.57%
RUTH			
Polling	134	0	0.00%
Absentee	134	86	64.18%
Early Voting	134	0	0.00%
Total	134	86	64.18%
ZENIA			
Polling	95	0	0.00%
Absentee	95	54	56.84%
Early Voting	95	0	0.00%
Total	95	54	56.84%
HYAMPOM			
Polling	139	0	0.00%
Absentee	139	77	55.40%
Early Voting	139	0	0.00%
Total	139	77	55.40%

CONSOLIDATED STATEWIDE PRIMARY ELECTION
JUNE 3, 2014

Date:06/12/14
Time:15:12:24
Page:3 of 111

	TURN OUT		
	Reg. Voters	Cards Cast	% Turnout
Total			
Polling	7064	992	14.04%
Absentee	7064	2855	40.42%
Early Voting	7064	0	0.00%
Total	7064	3847	54.46%

CONSOLIDATED STATEWIDE PRIMARY ELECTION
JUNE 3, 2014

Date:06/12/14
Time:15:12:24
Page:4 of 111

	GOVERNOR					
	Reg. Voters	Times Counted	Total Votes	ALMA MARIE WINSTON (REP)	EDOMOND G. "JERRY" B (DEM)	JANEL HYESHIA BUYCKS (NP)
Jurisdiction Wide						
COFFEE CREEK						
Polling	128	0	0	0 -	0 -	0 -
Absentee	128	77	69	7 10.14%	26 37.68%	0 0.00%
Early Voting	128	0	0	0 -	0 -	0 -
Total	128	77	69	7 10.14%	26 37.68%	0 0.00%
TRINITY CENTER						
Polling	209	0	0	0 -	0 -	0 -
Absentee	209	153	147	12 8.16%	34 23.13%	0 0.00%
Early Voting	209	0	0	0 -	0 -	0 -
Total	209	153	147	12 8.16%	34 23.13%	0 0.00%
MINERSVILLE						
Polling	95	0	0	0 -	0 -	0 -
Absentee	95	64	56	1 1.79%	24 42.86%	0 0.00%
Early Voting	95	0	0	0 -	0 -	0 -
Total	95	64	56	1 1.79%	24 42.86%	0 0.00%
LEWISTON						
Polling	740	118	113	7 6.19%	41 36.28%	1 0.88%
Absentee	740	275	256	15 5.86%	88 34.38%	1 0.39%
Early Voting	740	0	0	0 -	0 -	0 -
Total	740	393	369	22 5.96%	129 34.96%	2 0.54%
EAST WEAVER						
Polling	332	81	72	4 5.56%	43 59.72%	1 1.39%
Absentee	332	130	125	9 7.20%	58 46.40%	0 0.00%
Early Voting	332	0	0	0 -	0 -	0 -
Total	332	211	197	13 6.60%	101 51.27%	1 0.51%
WEAVERVILLE						
Polling	966	211	201	16 7.96%	72 35.82%	3 1.49%
Absentee	966	329	304	15 4.93%	132 43.42%	2 0.66%
Early Voting	966	0	0	0 -	0 -	0 -
Total	966	540	505	31 6.14%	204 40.40%	5 0.99%
SOUTH WEAVER						
Polling	511	113	107	8 7.48%	47 43.93%	2 1.87%
Absentee	511	159	142	8 5.63%	58 40.85%	1 0.70%
Early Voting	511	0	0	0 -	0 -	0 -
Total	511	272	249	16 6.43%	105 42.17%	3 1.20%
DOUGLAS CITY						
Polling	626	99	92	3 3.26%	46 50.00%	0 0.00%
Absentee	626	228	218	8 3.67%	112 51.38%	0 0.00%
Early Voting	626	0	0	0 -	0 -	0 -
Total	626	327	310	11 3.55%	158 50.97%	0 0.00%
INDIAN CREEK						
Polling	22	0	0	0 -	0 -	0 -
Absentee	22	13	13	0 0.00%	4 30.77%	0 0.00%
Early Voting	22	0	0	0 -	0 -	0 -
Total	22	13	13	0 0.00%	4 30.77%	0 0.00%
HAYFORK						
Polling	631	110	102	6 5.88%	39 38.24%	1 0.98%
Absentee	631	207	194	8 4.12%	87 44.85%	0 0.00%
Early Voting	631	0	0	0 -	0 -	0 -
Total	631	317	296	14 4.73%	126 42.57%	1 0.34%
WILDWOOD						
Polling	37	0	0	0 -	0 -	0 -
Absentee	37	17	16	4 25.00%	7 43.75%	0 0.00%
Early Voting	37	0	0	0 -	0 -	0 -
Total	37	17	16	4 25.00%	7 43.75%	0 0.00%
OREGON MOUNTAIN						
Polling	88	0	0	0 -	0 -	0 -
Absentee	88	55	51	1 1.96%	22 43.14%	0 0.00%
Early Voting	88	0	0	0 -	0 -	0 -
Total	88	55	51	1 1.96%	22 43.14%	0 0.00%
JUNCTION CITY						
Polling	442	75	73	2 2.74%	33 45.21%	2 2.74%

CONSOLIDATED STATEWIDE PRIMARY ELECTION
JUNE 3, 2014

Date:06/12/14
Time:15:12:25
Page:5 of 111

	GOVERNOR									
	Reg. Voters	Times Counted	Total Votes	ALMA MARIE WINSTON (REP)		EDOMOND G. "JERRY" B (DEM)		JANEL HYESHIA BUYCKS (NP)		
Absentee	442	170	163	4	2.45%	86	52.76%	0	0.00%	
Early Voting	442	0	0	0	-	0	-	0	-	
Total	442	245	236	6	2.54%	119	50.42%	2	0.85%	
BIG BAR										
Polling	135	0	0	0	-	0	-	0	-	
Absentee	135	78	76	6	7.89%	30	39.47%	1	1.32%	
Early Voting	135	0	0	0	-	0	-	0	-	
Total	135	78	76	6	7.89%	30	39.47%	1	1.32%	
BURNT RANCH										
Polling	141	0	0	0	-	0	-	0	-	
Absentee	141	69	68	2	2.94%	35	51.47%	0	0.00%	
Early Voting	141	0	0	0	-	0	-	0	-	
Total	141	69	68	2	2.94%	35	51.47%	0	0.00%	
DENNY										
Polling	167	0	0	0	-	0	-	0	-	
Absentee	167	77	73	2	2.74%	31	42.47%	0	0.00%	
Early Voting	167	0	0	0	-	0	-	0	-	
Total	167	77	73	2	2.74%	31	42.47%	0	0.00%	
NORTH WEAVER										
Polling	336	80	77	7	9.09%	31	40.26%	2	2.60%	
Absentee	336	139	124	8	6.45%	59	47.58%	0	0.00%	
Early Voting	336	0	0	0	-	0	-	0	-	
Total	336	219	201	15	7.46%	90	44.78%	2	1.00%	
SALYER										
Polling	204	0	0	0	-	0	-	0	-	
Absentee	204	69	67	3	4.48%	28	41.79%	0	0.00%	
Early Voting	204	0	0	0	-	0	-	0	-	
Total	204	69	67	3	4.48%	28	41.79%	0	0.00%	
SOUTH HAYFORK										
Polling	576	105	98	8	8.16%	29	29.59%	0	0.00%	
Absentee	576	177	173	8	4.62%	65	37.57%	3	1.73%	
Early Voting	576	0	0	0	-	0	-	0	-	
Total	576	282	271	16	5.90%	94	34.69%	3	1.11%	
FOREST GLEN										
Polling	9	0	0	0	-	0	-	0	-	
Absentee	9	3	2	0	0.00%	0	0.00%	0	0.00%	
Early Voting	9	0	0	0	-	0	-	0	-	
Total	9	3	2	0	0.00%	0	0.00%	0	0.00%	
POST MOUNTAIN										
Polling	126	0	0	0	-	0	-	0	-	
Absentee	126	57	55	1	1.82%	23	41.82%	0	0.00%	
Early Voting	126	0	0	0	-	0	-	0	-	
Total	126	57	55	1	1.82%	23	41.82%	0	0.00%	
MAD RIVER										
Polling	175	0	0	0	-	0	-	0	-	
Absentee	175	92	91	1	1.10%	31	34.07%	0	0.00%	
Early Voting	175	0	0	0	-	0	-	0	-	
Total	175	92	91	1	1.10%	31	34.07%	0	0.00%	
RUTH										
Polling	134	0	0	0	-	0	-	0	-	
Absentee	134	86	82	2	2.44%	21	25.61%	0	0.00%	
Early Voting	134	0	0	0	-	0	-	0	-	
Total	134	86	82	2	2.44%	21	25.61%	0	0.00%	
ZENIA										
Polling	95	0	0	0	-	0	-	0	-	
Absentee	95	54	53	2	3.77%	13	24.53%	0	0.00%	
Early Voting	95	0	0	0	-	0	-	0	-	
Total	95	54	53	2	3.77%	13	24.53%	0	0.00%	
HYAMPOM										
Polling	139	0	0	0	-	0	-	0	-	
Absentee	139	77	75	3	4.00%	31	41.33%	0	0.00%	
Early Voting	139	0	0	0	-	0	-	0	-	
Total	139	77	75	3	4.00%	31	41.33%	0	0.00%	

CONSOLIDATED STATEWIDE PRIMARY ELECTION
JUNE 3, 2014

Date:06/12/14
 Time:15:12:25
 Page:6 of 111

GOVERNOR										
	Reg. Voters	Times Counted	Total Votes	ALMA MARIE WINSTON (REP)		EDOMOND G. "JERRY" B (DEM)		JANEL HYESHIA BUYCKS (NP)		
Total										
Polling	7064	992	935	61	6.52%	381	40.75%	12	1.28%	
Absentee	7064	2855	2693	130	4.83%	1105	41.03%	8	0.30%	
Early Voting	7064	0	0	0	-	0	-	0	-	
Total	7064	3847	3628	191	5.26%	1486	40.96%	20	0.55%	

CONSOLIDATED STATEWIDE PRIMARY ELECTION
JUNE 3, 2014

Date:06/12/14
Time:15:12:25
Page:7 of 111

	GOVERNOR									
	ANDREW BLOUNT (REP)		RAKESH KUMAR CHRISTI (NP)		GLENN CHAMP (REP)		NEEL KASHKARI (REP)		TIM DONNELLY (REP)	
Jurisdiction Wide										
COFFEE CREEK										
Polling	0	-	0	-	0	-	0	-	0	-
Absentee	4	5.80%	0	0.00%	3	4.35%	6	8.70%	17	24.64%
Early Voting	0	-	0	-	0	-	0	-	0	-
Total	4	5.80%	0	0.00%	3	4.35%	6	8.70%	17	24.64%
TRINITY CENTER										
Polling	0	-	0	-	0	-	0	-	0	-
Absentee	12	8.16%	0	0.00%	7	4.76%	10	6.80%	54	36.73%
Early Voting	0	-	0	-	0	-	0	-	0	-
Total	12	8.16%	0	0.00%	7	4.76%	10	6.80%	54	36.73%
MINERSVILLE										
Polling	0	-	0	-	0	-	0	-	0	-
Absentee	7	12.50%	0	0.00%	5	8.93%	0	0.00%	14	25.00%
Early Voting	0	-	0	-	0	-	0	-	0	-
Total	7	12.50%	0	0.00%	5	8.93%	0	0.00%	14	25.00%
LEWISTON										
Polling	5	4.42%	0	0.00%	7	6.19%	13	11.50%	26	23.01%
Absentee	8	3.13%	0	0.00%	8	3.13%	21	8.20%	87	33.98%
Early Voting	0	-	0	-	0	-	0	-	0	-
Total	13	3.52%	0	0.00%	15	4.07%	34	9.21%	113	30.62%
EAST WEAVER										
Polling	2	2.78%	0	0.00%	1	1.39%	3	4.17%	9	12.50%
Absentee	2	1.60%	0	0.00%	8	6.40%	16	12.80%	24	19.20%
Early Voting	0	-	0	-	0	-	0	-	0	-
Total	4	2.03%	0	0.00%	9	4.57%	19	9.64%	33	16.75%
WEAVERVILLE										
Polling	11	5.47%	1	0.50%	12	5.97%	18	8.96%	45	22.39%
Absentee	21	6.91%	3	0.99%	16	5.26%	32	10.53%	42	13.82%
Early Voting	0	-	0	-	0	-	0	-	0	-
Total	32	6.34%	4	0.79%	28	5.54%	50	9.90%	87	17.23%
SOUTH WEAVER										
Polling	11	10.28%	0	0.00%	5	4.67%	7	6.54%	19	17.76%
Absentee	11	7.75%	0	0.00%	8	5.63%	8	5.63%	33	23.24%
Early Voting	0	-	0	-	0	-	0	-	0	-
Total	22	8.84%	0	0.00%	13	5.22%	15	6.02%	52	20.88%
DOUGLAS CITY										
Polling	7	7.61%	0	0.00%	0	0.00%	6	6.52%	15	16.30%
Absentee	13	5.96%	1	0.46%	8	3.67%	11	5.05%	34	15.60%
Early Voting	0	-	0	-	0	-	0	-	0	-
Total	20	6.45%	1	0.32%	8	2.58%	17	5.48%	49	15.81%
INDIAN CREEK										
Polling	0	-	0	-	0	-	0	-	0	-
Absentee	0	0.00%	0	0.00%	2	15.38%	0	0.00%	2	15.38%
Early Voting	0	-	0	-	0	-	0	-	0	-
Total	0	0.00%	0	0.00%	2	15.38%	0	0.00%	2	15.38%
HAYFORK										
Polling	4	3.92%	1	0.98%	6	5.88%	4	3.92%	28	27.45%
Absentee	9	4.64%	1	0.52%	9	4.64%	11	5.67%	49	25.26%
Early Voting	0	-	0	-	0	-	0	-	0	-
Total	13	4.39%	2	0.68%	15	5.07%	15	5.07%	77	26.01%
WILDWOOD										
Polling	0	-	0	-	0	-	0	-	0	-
Absentee	0	0.00%	0	0.00%	1	6.25%	1	6.25%	2	12.50%
Early Voting	0	-	0	-	0	-	0	-	0	-
Total	0	0.00%	0	0.00%	1	6.25%	1	6.25%	2	12.50%
OREGON MOUNTAIN										
Polling	0	-	0	-	0	-	0	-	0	-
Absentee	1	1.96%	0	0.00%	4	7.84%	7	13.73%	12	23.53%
Early Voting	0	-	0	-	0	-	0	-	0	-
Total	1	1.96%	0	0.00%	4	7.84%	7	13.73%	12	23.53%
JUNCTION CITY										
Polling	1	1.37%	1	1.37%	4	5.48%	6	8.22%	15	20.55%

CONSOLIDATED STATEWIDE PRIMARY ELECTION
JUNE 3, 2014

Date:06/12/14
Time:15:12:25
Page:8 of 111

	GOVERNOR									
	ANDREW BLOUNT (REP)		RAKESH KUMAR CHRISTI (NP)		GLENN CHAMP (REP)		NEEL KASHKARI (REP)		TIM DONNELLY (REP)	
Absentee	2	1.23%	0	0.00%	2	1.23%	13	7.98%	31	19.02%
Early Voting	0	-	0	-	0	-	0	-	0	-
Total	3	1.27%	1	0.42%	6	2.54%	19	8.05%	46	19.49%
BIG BAR										
Polling	0	-	0	-	0	-	0	-	0	-
Absentee	4	5.26%	1	1.32%	1	1.32%	5	6.58%	16	21.05%
Early Voting	0	-	0	-	0	-	0	-	0	-
Total	4	5.26%	1	1.32%	1	1.32%	5	6.58%	16	21.05%
BURNT RANCH										
Polling	0	-	0	-	0	-	0	-	0	-
Absentee	4	5.88%	0	0.00%	4	5.88%	7	10.29%	10	14.71%
Early Voting	0	-	0	-	0	-	0	-	0	-
Total	4	5.88%	0	0.00%	4	5.88%	7	10.29%	10	14.71%
DENNY										
Polling	0	-	0	-	0	-	0	-	0	-
Absentee	3	4.11%	0	0.00%	4	5.48%	8	10.96%	16	21.92%
Early Voting	0	-	0	-	0	-	0	-	0	-
Total	3	4.11%	0	0.00%	4	5.48%	8	10.96%	16	21.92%
NORTH WEAVER										
Polling	3	3.90%	1	1.30%	1	1.30%	9	11.69%	17	22.08%
Absentee	6	4.84%	0	0.00%	3	2.42%	14	11.29%	24	19.35%
Early Voting	0	-	0	-	0	-	0	-	0	-
Total	9	4.48%	1	0.50%	4	1.99%	23	11.44%	41	20.40%
SALYER										
Polling	0	-	0	-	0	-	0	-	0	-
Absentee	5	7.46%	0	0.00%	6	8.96%	11	16.42%	11	16.42%
Early Voting	0	-	0	-	0	-	0	-	0	-
Total	5	7.46%	0	0.00%	6	8.96%	11	16.42%	11	16.42%
SOUTH HAYFORK										
Polling	0	0.00%	4	4.08%	3	3.06%	12	12.24%	27	27.55%
Absentee	7	4.05%	0	0.00%	10	5.78%	11	6.36%	34	19.65%
Early Voting	0	-	0	-	0	-	0	-	0	-
Total	7	2.58%	4	1.48%	13	4.80%	23	8.49%	61	22.51%
FOREST GLEN										
Polling	0	-	0	-	0	-	0	-	0	-
Absentee	0	0.00%	0	0.00%	0	0.00%	1	50.00%	1	50.00%
Early Voting	0	-	0	-	0	-	0	-	0	-
Total	0	0.00%	0	0.00%	0	0.00%	1	50.00%	1	50.00%
POST MOUNTAIN										
Polling	0	-	0	-	0	-	0	-	0	-
Absentee	4	7.27%	0	0.00%	2	3.64%	1	1.82%	13	23.64%
Early Voting	0	-	0	-	0	-	0	-	0	-
Total	4	7.27%	0	0.00%	2	3.64%	1	1.82%	13	23.64%
MAD RIVER										
Polling	0	-	0	-	0	-	0	-	0	-
Absentee	8	8.79%	1	1.10%	4	4.40%	2	2.20%	28	30.77%
Early Voting	0	-	0	-	0	-	0	-	0	-
Total	8	8.79%	1	1.10%	4	4.40%	2	2.20%	28	30.77%
RUTH										
Polling	0	-	0	-	0	-	0	-	0	-
Absentee	4	4.88%	2	2.44%	4	4.88%	5	6.10%	38	46.34%
Early Voting	0	-	0	-	0	-	0	-	0	-
Total	4	4.88%	2	2.44%	4	4.88%	5	6.10%	38	46.34%
ZENIA										
Polling	0	-	0	-	0	-	0	-	0	-
Absentee	4	7.55%	0	0.00%	7	13.21%	7	13.21%	11	20.75%
Early Voting	0	-	0	-	0	-	0	-	0	-
Total	4	7.55%	0	0.00%	7	13.21%	7	13.21%	11	20.75%
HYAMPOM										
Polling	0	-	0	-	0	-	0	-	0	-
Absentee	1	1.33%	0	0.00%	0	0.00%	5	6.67%	14	18.67%
Early Voting	0	-	0	-	0	-	0	-	0	-
Total	1	1.33%	0	0.00%	0	0.00%	5	6.67%	14	18.67%

CONSOLIDATED STATEWIDE PRIMARY ELECTION
JUNE 3, 2014

Date:06/12/14
 Time:15:12:25
 Page:9 of 111

GOVERNOR

	ANDREW BLOUNT (REP)		RAKESH KUMAR CHRISTI (NP)		GLENN CHAMP (REP)		NEEL KASHKARI (REP)		TIM DONNELLY (REP)	
Total										
Polling	44	4.71%	8	0.86%	39	4.17%	78	8.34%	201	21.50%
Absentee	140	5.20%	9	0.33%	126	4.68%	213	7.91%	617	22.91%
Early Voting	0	-	0	-	0	-	0	-	0	-
Total	184	5.07%	17	0.47%	165	4.55%	291	8.02%	818	22.55%

CONSOLIDATED STATEWIDE PRIMARY ELECTION
JUNE 3, 2014

Date:06/12/14
Time:15:12:25
Page:10 of 111

	GOVERNOR									
	"BO" BOGDAN AMBROZEW (NP)		AKINYEMI AGBEDE (DEM)		RICHARD WILLIAM AGUI (REP)		ROBERT NEWMAN (NP)		CINDY L. SHEEHAN (PF)	
Jurisdiction Wide										
COFFEE CREEK										
Polling	0	-	0	-	0	-	0	-	0	-
Absentee	0	0.00%	1	1.45%	0	0.00%	2	2.90%	2	2.90%
Early Voting	0	-	0	-	0	-	0	-	0	-
Total	0	0.00%	1	1.45%	0	0.00%	2	2.90%	2	2.90%
TRINITY CENTER										
Polling	0	-	0	-	0	-	0	-	0	-
Absentee	3	2.04%	3	2.04%	2	1.36%	4	2.72%	3	2.04%
Early Voting	0	-	0	-	0	-	0	-	0	-
Total	3	2.04%	3	2.04%	2	1.36%	4	2.72%	3	2.04%
MINERSVILLE										
Polling	0	-	0	-	0	-	0	-	0	-
Absentee	1	1.79%	0	0.00%	0	0.00%	2	3.57%	1	1.79%
Early Voting	0	-	0	-	0	-	0	-	0	-
Total	1	1.79%	0	0.00%	0	0.00%	2	3.57%	1	1.79%
LEWISTON										
Polling	0	0.00%	2	1.77%	1	0.88%	4	3.54%	0	0.00%
Absentee	7	2.73%	2	0.78%	1	0.39%	4	1.56%	6	2.34%
Early Voting	0	-	0	-	0	-	0	-	0	-
Total	7	1.90%	4	1.08%	2	0.54%	8	2.17%	6	1.63%
EAST WEAVER										
Polling	1	1.39%	0	0.00%	0	0.00%	3	4.17%	2	2.78%
Absentee	0	0.00%	1	0.80%	1	0.80%	0	0.00%	2	1.60%
Early Voting	0	-	0	-	0	-	0	-	0	-
Total	1	0.51%	1	0.51%	1	0.51%	3	1.52%	4	2.03%
WEAVERVILLE										
Polling	1	0.50%	0	0.00%	4	1.99%	3	1.49%	5	2.49%
Absentee	4	1.32%	3	0.99%	2	0.66%	9	2.96%	5	1.64%
Early Voting	0	-	0	-	0	-	0	-	0	-
Total	5	0.99%	3	0.59%	6	1.19%	12	2.38%	10	1.98%
SOUTH WEAVER										
Polling	1	0.93%	0	0.00%	2	1.87%	2	1.87%	0	0.00%
Absentee	1	0.70%	3	2.11%	0	0.00%	3	2.11%	3	2.11%
Early Voting	0	-	0	-	0	-	0	-	0	-
Total	2	0.80%	3	1.20%	2	0.80%	5	2.01%	3	1.20%
DOUGLAS CITY										
Polling	1	1.09%	1	1.09%	0	0.00%	4	4.35%	4	4.35%
Absentee	4	1.83%	1	0.46%	1	0.46%	8	3.67%	3	1.38%
Early Voting	0	-	0	-	0	-	0	-	0	-
Total	5	1.61%	2	0.65%	1	0.32%	12	3.87%	7	2.26%
INDIAN CREEK										
Polling	0	-	0	-	0	-	0	-	0	-
Absentee	2	15.38%	0	0.00%	0	0.00%	0	0.00%	1	7.69%
Early Voting	0	-	0	-	0	-	0	-	0	-
Total	2	15.38%	0	0.00%	0	0.00%	0	0.00%	1	7.69%
HAYFORK										
Polling	1	0.98%	2	1.96%	1	0.98%	2	1.96%	6	5.88%
Absentee	2	1.03%	3	1.55%	0	0.00%	3	1.55%	5	2.58%
Early Voting	0	-	0	-	0	-	0	-	0	-
Total	3	1.01%	5	1.69%	1	0.34%	5	1.69%	11	3.72%
WILDWOOD										
Polling	0	-	0	-	0	-	0	-	0	-
Absentee	0	0.00%	0	0.00%	1	6.25%	0	0.00%	0	0.00%
Early Voting	0	-	0	-	0	-	0	-	0	-
Total	0	0.00%	0	0.00%	1	6.25%	0	0.00%	0	0.00%
OREGON MOUNTAIN										
Polling	0	-	0	-	0	-	0	-	0	-
Absentee	0	0.00%	0	0.00%	0	0.00%	1	1.96%	0	0.00%
Early Voting	0	-	0	-	0	-	0	-	0	-
Total	0	0.00%	0	0.00%	0	0.00%	1	1.96%	0	0.00%
JUNCTION CITY										
Polling	2	2.74%	0	0.00%	0	0.00%	1	1.37%	4	5.48%

CONSOLIDATED STATEWIDE PRIMARY ELECTION
JUNE 3, 2014

Date:06/12/14
Time:15:12:25
Page:11 of 111

	GOVERNOR									
	"BO" BOGDAN AMBROZEW (NP)		AKINYEMI AGBEDE (DEM)		RICHARD WILLIAM AGUI (REP)		ROBERT NEWMAN (NP)		CINDY L. SHEEHAN (PF)	
Absentee	0	0.00%	0	0.00%	0	0.00%	8	4.91%	4	2.45%
Early Voting	0	-	0	-	0	-	0	-	0	-
Total	2	0.85%	0	0.00%	0	0.00%	9	3.81%	8	3.39%
BIG BAR										
Polling	0	-	0	-	0	-	0	-	0	-
Absentee	5	6.58%	1	1.32%	0	0.00%	0	0.00%	3	3.95%
Early Voting	0	-	0	-	0	-	0	-	0	-
Total	5	6.58%	1	1.32%	0	0.00%	0	0.00%	3	3.95%
BURNT RANCH										
Polling	0	-	0	-	0	-	0	-	0	-
Absentee	0	0.00%	0	0.00%	0	0.00%	1	1.47%	2	2.94%
Early Voting	0	-	0	-	0	-	0	-	0	-
Total	0	0.00%	0	0.00%	0	0.00%	1	1.47%	2	2.94%
DENNY										
Polling	0	-	0	-	0	-	0	-	0	-
Absentee	1	1.37%	2	2.74%	0	0.00%	1	1.37%	3	4.11%
Early Voting	0	-	0	-	0	-	0	-	0	-
Total	1	1.37%	2	2.74%	0	0.00%	1	1.37%	3	4.11%
NORTH WEAVER										
Polling	0	0.00%	0	0.00%	1	1.30%	1	1.30%	2	2.60%
Absentee	3	2.42%	0	0.00%	2	1.61%	2	1.61%	1	0.81%
Early Voting	0	-	0	-	0	-	0	-	0	-
Total	3	1.49%	0	0.00%	3	1.49%	3	1.49%	3	1.49%
SALYER										
Polling	0	-	0	-	0	-	0	-	0	-
Absentee	0	0.00%	0	0.00%	0	0.00%	1	1.49%	1	1.49%
Early Voting	0	-	0	-	0	-	0	-	0	-
Total	0	0.00%	0	0.00%	0	0.00%	1	1.49%	1	1.49%
SOUTH HAYFORK										
Polling	4	4.08%	1	1.02%	1	1.02%	2	2.04%	2	2.04%
Absentee	7	4.05%	4	2.31%	0	0.00%	10	5.78%	5	2.89%
Early Voting	0	-	0	-	0	-	0	-	0	-
Total	11	4.06%	5	1.85%	1	0.37%	12	4.43%	7	2.58%
FOREST GLEN										
Polling	0	-	0	-	0	-	0	-	0	-
Absentee	0	0.00%	0	0.00%	0	0.00%	0	0.00%	0	0.00%
Early Voting	0	-	0	-	0	-	0	-	0	-
Total	0	0.00%	0	0.00%	0	0.00%	0	0.00%	0	0.00%
POST MOUNTAIN										
Polling	0	-	0	-	0	-	0	-	0	-
Absentee	0	0.00%	0	0.00%	0	0.00%	3	5.45%	2	3.64%
Early Voting	0	-	0	-	0	-	0	-	0	-
Total	0	0.00%	0	0.00%	0	0.00%	3	5.45%	2	3.64%
MAD RIVER										
Polling	0	-	0	-	0	-	0	-	0	-
Absentee	0	0.00%	0	0.00%	0	0.00%	7	7.69%	5	5.49%
Early Voting	0	-	0	-	0	-	0	-	0	-
Total	0	0.00%	0	0.00%	0	0.00%	7	7.69%	5	5.49%
RUTH										
Polling	0	-	0	-	0	-	0	-	0	-
Absentee	0	0.00%	1	1.22%	0	0.00%	5	6.10%	0	0.00%
Early Voting	0	-	0	-	0	-	0	-	0	-
Total	0	0.00%	1	1.22%	0	0.00%	5	6.10%	0	0.00%
ZENIA										
Polling	0	-	0	-	0	-	0	-	0	-
Absentee	1	1.89%	2	3.77%	1	1.89%	2	3.77%	2	3.77%
Early Voting	0	-	0	-	0	-	0	-	0	-
Total	1	1.89%	2	3.77%	1	1.89%	2	3.77%	2	3.77%
HYAMPOM										
Polling	0	-	0	-	0	-	0	-	0	-
Absentee	3	4.00%	0	0.00%	0	0.00%	2	2.67%	9	12.00%
Early Voting	0	-	0	-	0	-	0	-	0	-
Total	3	4.00%	0	0.00%	0	0.00%	2	2.67%	9	12.00%

CONSOLIDATED STATEWIDE PRIMARY ELECTION
JUNE 3, 2014

Date:06/12/14
 Time:15:12:25
 Page:12 of 111

	GOVERNOR									
	"BO" BOGDAN AMBROZEW (NP)		AKINYEMI AGBEDE (DEM)		RICHARD WILLIAM AGUI (REP)		ROBERT NEWMAN (NP)		CINDY L. SHEEHAN (PF)	
Total										
Polling	11	1.18%	6	0.64%	10	1.07%	22	2.35%	25	2.67%
Absentee	44	1.63%	27	1.00%	11	0.41%	78	2.90%	68	2.53%
Early Voting	0	-	0	-	0	-	0	-	0	-
Total	55	1.52%	33	0.91%	21	0.58%	100	2.76%	93	2.56%

CONSOLIDATED STATEWIDE PRIMARY ELECTION
JUNE 3, 2014

Date:06/12/14
Time:15:12:25
Page:13 of 111

	GOVERNOR				
	JOE LEICHT (NP)		LUIS J. RODRIGUEZ (GRN)		Write-In Votes
Jurisdiction Wide					
COFFEE CREEK					
Polling	0	-	0	-	0
Absentee	0	0.00%	1	1.45%	0
Early Voting	0	-	0	-	0
Total	0	0.00%	1	1.45%	0
TRINITY CENTER					
Polling	0	-	0	-	0
Absentee	1	0.68%	2	1.36%	0
Early Voting	0	-	0	-	0
Total	1	0.68%	2	1.36%	0
MINERSVILLE					
Polling	0	-	0	-	0
Absentee	0	0.00%	0	0.00%	1
Early Voting	0	-	0	-	0
Total	0	0.00%	0	0.00%	1
LEWISTON					
Polling	2	1.77%	4	3.54%	0
Absentee	0	0.00%	7	2.73%	1
Early Voting	0	-	0	-	0
Total	2	0.54%	11	2.98%	1
EAST WEAVER					
Polling	0	0.00%	3	4.17%	0
Absentee	1	0.80%	2	1.60%	1
Early Voting	0	-	0	-	0
Total	1	0.51%	5	2.54%	1
WEAVERVILLE					
Polling	0	0.00%	9	4.48%	1
Absentee	4	1.32%	13	4.28%	1
Early Voting	0	-	0	-	0
Total	4	0.79%	22	4.36%	2
SOUTH WEAVER					
Polling	0	0.00%	3	2.80%	0
Absentee	0	0.00%	5	3.52%	0
Early Voting	0	-	0	-	0
Total	0	0.00%	8	3.21%	0
DOUGLAS CITY					
Polling	0	0.00%	5	5.43%	0
Absentee	0	0.00%	13	5.96%	1
Early Voting	0	-	0	-	0
Total	0	0.00%	18	5.81%	1
INDIAN CREEK					
Polling	0	-	0	-	0
Absentee	0	0.00%	2	15.38%	0
Early Voting	0	-	0	-	0
Total	0	0.00%	2	15.38%	0
HAYFORK					
Polling	1	0.98%	0	0.00%	0
Absentee	0	0.00%	7	3.61%	0
Early Voting	0	-	0	-	0
Total	1	0.34%	7	2.36%	0
WILDWOOD					
Polling	0	-	0	-	0
Absentee	0	0.00%	0	0.00%	0
Early Voting	0	-	0	-	0
Total	0	0.00%	0	0.00%	0
OREGON MOUNTAIN					
Polling	0	-	0	-	0
Absentee	0	0.00%	3	5.88%	0
Early Voting	0	-	0	-	0
Total	0	0.00%	3	5.88%	0
JUNCTION CITY					
Polling	0	0.00%	2	2.74%	0

CONSOLIDATED STATEWIDE PRIMARY ELECTION
JUNE 3, 2014

Date:06/12/14
Time:15:12:25
Page:14 of 111

	GOVERNOR					
	JOE LEICHT (NP)		LUIS J. RODRIGUEZ (GRN)		Write-In Votes	
Absentee	0	0.00%	12	7.36%	1	0.61%
Early Voting	0	-	0	-	0	-
Total	0	0.00%	12	7.36%	1	0.61%
BIG BAR						
Polling	0	-	0	-	0	-
Absentee	1	1.32%	2	2.63%	0	0.00%
Early Voting	0	-	0	-	0	-
Total	1	1.32%	2	2.63%	0	0.00%
BURNT RANCH						
Polling	0	-	0	-	0	-
Absentee	0	0.00%	3	4.41%	0	0.00%
Early Voting	0	-	0	-	0	-
Total	0	0.00%	3	4.41%	0	0.00%
DENNY						
Polling	0	-	0	-	0	-
Absentee	1	1.37%	1	1.37%	0	0.00%
Early Voting	0	-	0	-	0	-
Total	1	1.37%	1	1.37%	0	0.00%
NORTH WEAVER						
Polling	1	1.30%	1	1.30%	0	0.00%
Absentee	0	0.00%	2	1.61%	0	0.00%
Early Voting	0	-	0	-	0	-
Total	1	0.50%	3	1.49%	0	0.00%
SALYER						
Polling	0	-	0	-	0	-
Absentee	0	0.00%	1	1.49%	0	0.00%
Early Voting	0	-	0	-	0	-
Total	0	0.00%	1	1.49%	0	0.00%
SOUTH HAYFORK						
Polling	1	1.02%	3	3.06%	1	1.02%
Absentee	0	0.00%	6	3.47%	3	1.73%
Early Voting	0	-	0	-	0	-
Total	1	0.37%	9	3.32%	4	1.48%
FOREST GLEN						
Polling	0	-	0	-	0	-
Absentee	0	0.00%	0	0.00%	0	0.00%
Early Voting	0	-	0	-	0	-
Total	0	0.00%	0	0.00%	0	0.00%
POST MOUNTAIN						
Polling	0	-	0	-	0	-
Absentee	0	0.00%	6	10.91%	0	0.00%
Early Voting	0	-	0	-	0	-
Total	0	0.00%	6	10.91%	0	0.00%
MAD RIVER						
Polling	0	-	0	-	0	-
Absentee	0	0.00%	4	4.40%	0	0.00%
Early Voting	0	-	0	-	0	-
Total	0	0.00%	4	4.40%	0	0.00%
RUTH						
Polling	0	-	0	-	0	-
Absentee	0	0.00%	0	0.00%	0	0.00%
Early Voting	0	-	0	-	0	-
Total	0	0.00%	0	0.00%	0	0.00%
ZENIA						
Polling	0	-	0	-	0	-
Absentee	0	0.00%	1	1.89%	0	0.00%
Early Voting	0	-	0	-	0	-
Total	0	0.00%	1	1.89%	0	0.00%
HYAMPOM						
Polling	0	-	0	-	0	-
Absentee	0	0.00%	7	9.33%	0	0.00%
Early Voting	0	-	0	-	0	-
Total	0	0.00%	7	9.33%	0	0.00%

CONSOLIDATED STATEWIDE PRIMARY ELECTION
JUNE 3, 2014

Date:06/12/14
 Time:15:12:25
 Page:15 of 111

	GOVERNOR					
	JOE LEICHT (NP)		LUIS J. RODRIGUEZ (GRN)		Write-In Votes	
Total						
Polling	5	0.53%	30	3.21%	2	0.21%
Absentee	8	0.30%	100	3.71%	9	0.33%
Early Voting	0	-	0	-	0	-
Total	13	0.36%	130	3.58%	11	0.30%

CONSOLIDATED STATEWIDE PRIMARY ELECTION
JUNE 3, 2014

Date:06/12/14
Time:15:12:25
Page:16 of 111

	LIEUTENANT GOVERNOR								
	Reg. Voters	Times Counted	Total Votes	GEORGE YANG (REP)		ERIC KOREVAAR (DEM)		DAVID FENNELL (REP)	
Jurisdiction Wide									
COFFEE CREEK									
Polling	128	0	0	0	-	0	-	0	-
Absentee	128	77	68	13	19.12%	6	8.82%	4	5.88%
Early Voting	128	0	0	0	-	0	-	0	-
Total	128	77	68	13	19.12%	6	8.82%	4	5.88%
TRINITY CENTER									
Polling	209	0	0	0	-	0	-	0	-
Absentee	209	153	143	20	13.99%	5	3.50%	13	9.09%
Early Voting	209	0	0	0	-	0	-	0	-
Total	209	153	143	20	13.99%	5	3.50%	13	9.09%
MINERSVILLE									
Polling	95	0	0	0	-	0	-	0	-
Absentee	95	64	56	4	7.14%	6	10.71%	6	10.71%
Early Voting	95	0	0	0	-	0	-	0	-
Total	95	64	56	4	7.14%	6	10.71%	6	10.71%
LEWISTON									
Polling	740	118	114	21	18.42%	15	13.16%	19	16.67%
Absentee	740	275	251	35	13.94%	12	4.78%	28	11.16%
Early Voting	740	0	0	0	-	0	-	0	-
Total	740	393	365	56	15.34%	27	7.40%	47	12.88%
EAST WEAVER									
Polling	332	81	65	10	15.38%	6	9.23%	1	1.54%
Absentee	332	130	118	25	21.19%	8	6.78%	12	10.17%
Early Voting	332	0	0	0	-	0	-	0	-
Total	332	211	183	35	19.13%	14	7.65%	13	7.10%
WEAVERVILLE									
Polling	966	211	192	41	21.35%	20	10.42%	22	11.46%
Absentee	966	329	290	42	14.48%	28	9.66%	33	11.38%
Early Voting	966	0	0	0	-	0	-	0	-
Total	966	540	482	83	17.22%	48	9.96%	55	11.41%
SOUTH WEAVER									
Polling	511	113	99	12	12.12%	13	13.13%	17	17.17%
Absentee	511	159	137	19	13.87%	11	8.03%	16	11.68%
Early Voting	511	0	0	0	-	0	-	0	-
Total	511	272	236	31	13.14%	24	10.17%	33	13.98%
DOUGLAS CITY									
Polling	626	99	87	8	9.20%	6	6.90%	15	17.24%
Absentee	626	228	213	25	11.74%	16	7.51%	17	7.98%
Early Voting	626	0	0	0	-	0	-	0	-
Total	626	327	300	33	11.00%	22	7.33%	32	10.67%
INDIAN CREEK									
Polling	22	0	0	0	-	0	-	0	-
Absentee	22	13	13	1	7.69%	2	15.38%	2	15.38%
Early Voting	22	0	0	0	-	0	-	0	-
Total	22	13	13	1	7.69%	2	15.38%	2	15.38%
HAYFORK									
Polling	631	110	100	21	21.00%	8	8.00%	7	7.00%
Absentee	631	207	195	21	10.77%	17	8.72%	19	9.74%
Early Voting	631	0	0	0	-	0	-	0	-
Total	631	317	295	42	14.24%	25	8.47%	26	8.81%
WILDWOOD									
Polling	37	0	0	0	-	0	-	0	-
Absentee	37	17	16	2	12.50%	3	18.75%	1	6.25%
Early Voting	37	0	0	0	-	0	-	0	-
Total	37	17	16	2	12.50%	3	18.75%	1	6.25%
OREGON MOUNTAIN									
Polling	88	0	0	0	-	0	-	0	-
Absentee	88	55	49	7	14.29%	9	18.37%	5	10.20%
Early Voting	88	0	0	0	-	0	-	0	-
Total	88	55	49	7	14.29%	9	18.37%	5	10.20%
JUNCTION CITY									
Polling	442	75	72	7	9.72%	10	13.89%	4	5.56%

CONSOLIDATED STATEWIDE PRIMARY ELECTION
JUNE 3, 2014

Date:06/12/14
 Time:15:12:26
 Page:17 of 111

	LIEUTENANT GOVERNOR									
	Reg. Voters	Times Counted	Total Votes	GEORGE YANG (REP)		ERIC KOREVAAR (DEM)		DAVID FENNELL (REP)		
Absentee	442	170	161	18	11.18%	10	6.21%	9	5.59%	
Early Voting	442	0	0	0	-	0	-	0	-	
Total	442	245	233	25	10.73%	20	8.58%	13	5.58%	
BIG BAR										
Polling	135	0	0	0	-	0	-	0	-	
Absentee	135	78	69	8	11.59%	9	13.04%	10	14.49%	
Early Voting	135	0	0	0	-	0	-	0	-	
Total	135	78	69	8	11.59%	9	13.04%	10	14.49%	
BURNT RANCH										
Polling	141	0	0	0	-	0	-	0	-	
Absentee	141	69	63	6	9.52%	8	12.70%	4	6.35%	
Early Voting	141	0	0	0	-	0	-	0	-	
Total	141	69	63	6	9.52%	8	12.70%	4	6.35%	
DENNY										
Polling	167	0	0	0	-	0	-	0	-	
Absentee	167	77	72	12	16.67%	10	13.89%	3	4.17%	
Early Voting	167	0	0	0	-	0	-	0	-	
Total	167	77	72	12	16.67%	10	13.89%	3	4.17%	
NORTH WEAVER										
Polling	336	80	71	14	19.72%	6	8.45%	5	7.04%	
Absentee	336	139	120	19	15.83%	6	5.00%	10	8.33%	
Early Voting	336	0	0	0	-	0	-	0	-	
Total	336	219	191	33	17.28%	12	6.28%	15	7.85%	
SALYER										
Polling	204	0	0	0	-	0	-	0	-	
Absentee	204	69	67	9	13.43%	6	8.96%	10	14.93%	
Early Voting	204	0	0	0	-	0	-	0	-	
Total	204	69	67	9	13.43%	6	8.96%	10	14.93%	
SOUTH HAYFORK										
Polling	576	105	99	13	13.13%	9	9.09%	13	13.13%	
Absentee	576	177	169	16	9.47%	11	6.51%	15	8.88%	
Early Voting	576	0	0	0	-	0	-	0	-	
Total	576	282	268	29	10.82%	20	7.46%	28	10.45%	
FOREST GLEN										
Polling	9	0	0	0	-	0	-	0	-	
Absentee	9	3	2	1	50.00%	0	0.00%	1	50.00%	
Early Voting	9	0	0	0	-	0	-	0	-	
Total	9	3	2	1	50.00%	0	0.00%	1	50.00%	
POST MOUNTAIN										
Polling	126	0	0	0	-	0	-	0	-	
Absentee	126	57	56	5	8.93%	8	14.29%	7	12.50%	
Early Voting	126	0	0	0	-	0	-	0	-	
Total	126	57	56	5	8.93%	8	14.29%	7	12.50%	
MAD RIVER										
Polling	175	0	0	0	-	0	-	0	-	
Absentee	175	92	90	5	5.56%	7	7.78%	14	15.56%	
Early Voting	175	0	0	0	-	0	-	0	-	
Total	175	92	90	5	5.56%	7	7.78%	14	15.56%	
RUTH										
Polling	134	0	0	0	-	0	-	0	-	
Absentee	134	86	82	6	7.32%	8	9.76%	6	7.32%	
Early Voting	134	0	0	0	-	0	-	0	-	
Total	134	86	82	6	7.32%	8	9.76%	6	7.32%	
ZENIA										
Polling	95	0	0	0	-	0	-	0	-	
Absentee	95	54	51	8	15.69%	8	15.69%	5	9.80%	
Early Voting	95	0	0	0	-	0	-	0	-	
Total	95	54	51	8	15.69%	8	15.69%	5	9.80%	
HYAMPOM										
Polling	139	0	0	0	-	0	-	0	-	
Absentee	139	77	71	7	9.86%	6	8.45%	1	1.41%	
Early Voting	139	0	0	0	-	0	-	0	-	
Total	139	77	71	7	9.86%	6	8.45%	1	1.41%	

**CONSOLIDATED STATEWIDE PRIMARY ELECTION
JUNE 3, 2014**

Date:06/12/14
Time:15:12:26
Page:18 of 111

LIEUTENANT GOVERNOR

	Reg. Voters	Times Counted	Total Votes	GEORGE YANG (REP)	ERIC KOREVAAR (DEM)	DAVID FENNELL (REP)
Total						
Polling	7064	992	899	147 16.35%	93 10.34%	103 11.46%
Absentee	7064	2855	2622	334 12.74%	220 8.39%	251 9.57%
Early Voting	7064	0	0	0 -	0 -	0 -
Total	7064	3847	3521	481 13.66%	313 8.89%	354 10.05%

CONSOLIDATED STATEWIDE PRIMARY ELECTION
JUNE 3, 2014

Date:06/12/14
Time:15:12:26
Page:19 of 111

	LIEUTENANT GOVERNOR									
	AMOS JOHNSON (PF)		GAVIN NEWSOM (DEM)		RON NEHRING (REP)		JENA F. GOODMAN (GRN)		ALAN REYNOLDS (AE)	
Jurisdiction Wide										
COFFEE CREEK										
Polling	0	-	0	-	0	-	0	-	0	-
Absentee	0	0.00%	28	41.18%	15	22.06%	2	2.94%	0	0.00%
Early Voting	0	-	0	-	0	-	0	-	0	-
Total	0	0.00%	28	41.18%	15	22.06%	2	2.94%	0	0.00%
TRINITY CENTER										
Polling	0	-	0	-	0	-	0	-	0	-
Absentee	2	1.40%	36	25.17%	57	39.86%	5	3.50%	5	3.50%
Early Voting	0	-	0	-	0	-	0	-	0	-
Total	2	1.40%	36	25.17%	57	39.86%	5	3.50%	5	3.50%
MINERSVILLE										
Polling	0	-	0	-	0	-	0	-	0	-
Absentee	0	0.00%	18	32.14%	20	35.71%	1	1.79%	0	0.00%
Early Voting	0	-	0	-	0	-	0	-	0	-
Total	0	0.00%	18	32.14%	20	35.71%	1	1.79%	0	0.00%
LEWISTON										
Polling	0	0.00%	31	27.19%	26	22.81%	2	1.75%	0	0.00%
Absentee	2	0.80%	87	34.66%	72	28.69%	6	2.39%	9	3.59%
Early Voting	0	-	0	-	0	-	0	-	0	-
Total	2	0.55%	118	32.33%	98	26.85%	8	2.19%	9	2.47%
EAST WEAVER										
Polling	0	0.00%	37	56.92%	5	7.69%	3	4.62%	3	4.62%
Absentee	0	0.00%	56	47.46%	14	11.86%	2	1.69%	1	0.85%
Early Voting	0	-	0	-	0	-	0	-	0	-
Total	0	0.00%	93	50.82%	19	10.38%	5	2.73%	4	2.19%
WEAVERVILLE										
Polling	6	3.13%	55	28.65%	32	16.67%	12	6.25%	3	1.56%
Absentee	4	1.38%	109	37.59%	51	17.59%	11	3.79%	10	3.45%
Early Voting	0	-	0	-	0	-	0	-	0	-
Total	10	2.07%	164	34.02%	83	17.22%	23	4.77%	13	2.70%
SOUTH WEAVER										
Polling	2	2.02%	31	31.31%	17	17.17%	5	5.05%	2	2.02%
Absentee	3	2.19%	38	27.74%	40	29.20%	3	2.19%	7	5.11%
Early Voting	0	-	0	-	0	-	0	-	0	-
Total	5	2.12%	69	29.24%	57	24.15%	8	3.39%	9	3.81%
DOUGLAS CITY										
Polling	1	1.15%	43	49.43%	10	11.49%	4	4.60%	0	0.00%
Absentee	6	2.82%	97	45.54%	38	17.84%	10	4.69%	4	1.88%
Early Voting	0	-	0	-	0	-	0	-	0	-
Total	7	2.33%	140	46.67%	48	16.00%	14	4.67%	4	1.33%
INDIAN CREEK										
Polling	0	-	0	-	0	-	0	-	0	-
Absentee	2	15.38%	3	23.08%	0	0.00%	2	15.38%	1	7.69%
Early Voting	0	-	0	-	0	-	0	-	0	-
Total	2	15.38%	3	23.08%	0	0.00%	2	15.38%	1	7.69%
HAYFORK										
Polling	3	3.00%	36	36.00%	16	16.00%	3	3.00%	5	5.00%
Absentee	5	2.56%	85	43.59%	39	20.00%	4	2.05%	5	2.56%
Early Voting	0	-	0	-	0	-	0	-	0	-
Total	8	2.71%	121	41.02%	55	18.64%	7	2.37%	10	3.39%
WILDWOOD										
Polling	0	-	0	-	0	-	0	-	0	-
Absentee	0	0.00%	4	25.00%	6	37.50%	0	0.00%	0	0.00%
Early Voting	0	-	0	-	0	-	0	-	0	-
Total	0	0.00%	4	25.00%	6	37.50%	0	0.00%	0	0.00%
OREGON MOUNTAIN										
Polling	0	-	0	-	0	-	0	-	0	-
Absentee	0	0.00%	13	26.53%	13	26.53%	1	2.04%	1	2.04%
Early Voting	0	-	0	-	0	-	0	-	0	-
Total	0	0.00%	13	26.53%	13	26.53%	1	2.04%	1	2.04%
JUNCTION CITY										
Polling	1	1.39%	29	40.28%	14	19.44%	3	4.17%	4	5.56%

CONSOLIDATED STATEWIDE PRIMARY ELECTION
JUNE 3, 2014

Date:06/12/14
Time:15:12:26
Page:20 of 111

	LIEUTENANT GOVERNOR									
	AMOS JOHNSON (PF)		GAVIN NEWSOM (DEM)		RON NEHRING (REP)		JENA F. GOODMAN (GRN)		ALAN REYNOLDS (AE)	
Absentee	1	0.62%	80	49.69%	29	18.01%	11	6.83%	3	1.86%
Early Voting	0	-	0	-	0	-	0	-	0	-
Total	2	0.86%	109	46.78%	43	18.45%	14	6.01%	7	3.00%
BIG BAR										
Polling	0	-	0	-	0	-	0	-	0	-
Absentee	1	1.45%	21	30.43%	10	14.49%	9	13.04%	1	1.45%
Early Voting	0	-	0	-	0	-	0	-	0	-
Total	1	1.45%	21	30.43%	10	14.49%	9	13.04%	1	1.45%
BURNT RANCH										
Polling	0	-	0	-	0	-	0	-	0	-
Absentee	0	0.00%	31	49.21%	11	17.46%	3	4.76%	0	0.00%
Early Voting	0	-	0	-	0	-	0	-	0	-
Total	0	0.00%	31	49.21%	11	17.46%	3	4.76%	0	0.00%
DENNY										
Polling	0	-	0	-	0	-	0	-	0	-
Absentee	3	4.17%	26	36.11%	18	25.00%	0	0.00%	0	0.00%
Early Voting	0	-	0	-	0	-	0	-	0	-
Total	3	4.17%	26	36.11%	18	25.00%	0	0.00%	0	0.00%
NORTH WEAVER										
Polling	2	2.82%	23	32.39%	17	23.94%	4	5.63%	0	0.00%
Absentee	2	1.67%	48	40.00%	24	20.00%	3	2.50%	8	6.67%
Early Voting	0	-	0	-	0	-	0	-	0	-
Total	4	2.09%	71	37.17%	41	21.47%	7	3.66%	8	4.19%
SALYER										
Polling	0	-	0	-	0	-	0	-	0	-
Absentee	0	0.00%	21	31.34%	16	23.88%	1	1.49%	4	5.97%
Early Voting	0	-	0	-	0	-	0	-	0	-
Total	0	0.00%	21	31.34%	16	23.88%	1	1.49%	4	5.97%
SOUTH HAYFORK										
Polling	2	2.02%	24	24.24%	28	28.28%	8	8.08%	2	2.02%
Absentee	10	5.92%	65	38.46%	34	20.12%	12	7.10%	5	2.96%
Early Voting	0	-	0	-	0	-	0	-	0	-
Total	12	4.48%	89	33.21%	62	23.13%	20	7.46%	7	2.61%
FOREST GLEN										
Polling	0	-	0	-	0	-	0	-	0	-
Absentee	0	0.00%	0	0.00%	0	0.00%	0	0.00%	0	0.00%
Early Voting	0	-	0	-	0	-	0	-	0	-
Total	0	0.00%	0	0.00%	0	0.00%	0	0.00%	0	0.00%
POST MOUNTAIN										
Polling	0	-	0	-	0	-	0	-	0	-
Absentee	0	0.00%	19	33.93%	9	16.07%	7	12.50%	1	1.79%
Early Voting	0	-	0	-	0	-	0	-	0	-
Total	0	0.00%	19	33.93%	9	16.07%	7	12.50%	1	1.79%
MAD RIVER										
Polling	0	-	0	-	0	-	0	-	0	-
Absentee	0	0.00%	29	32.22%	25	27.78%	8	8.89%	2	2.22%
Early Voting	0	-	0	-	0	-	0	-	0	-
Total	0	0.00%	29	32.22%	25	27.78%	8	8.89%	2	2.22%
RUTH										
Polling	0	-	0	-	0	-	0	-	0	-
Absentee	2	2.44%	17	20.73%	40	48.78%	0	0.00%	3	3.66%
Early Voting	0	-	0	-	0	-	0	-	0	-
Total	2	2.44%	17	20.73%	40	48.78%	0	0.00%	3	3.66%
ZENIA										
Polling	0	-	0	-	0	-	0	-	0	-
Absentee	1	1.96%	11	21.57%	16	31.37%	0	0.00%	2	3.92%
Early Voting	0	-	0	-	0	-	0	-	0	-
Total	1	1.96%	11	21.57%	16	31.37%	0	0.00%	2	3.92%
HYAMPOM										
Polling	0	-	0	-	0	-	0	-	0	-
Absentee	2	2.82%	38	53.52%	10	14.08%	6	8.45%	1	1.41%
Early Voting	0	-	0	-	0	-	0	-	0	-
Total	2	2.82%	38	53.52%	10	14.08%	6	8.45%	1	1.41%

CONSOLIDATED STATEWIDE PRIMARY ELECTION
JUNE 3, 2014

Date:06/12/14
 Time:15:12:26
 Page:21 of 111

LIEUTENANT GOVERNOR

	AMOS JOHNSON (PF)		GAVIN NEWSOM (DEM)		RON NEHRING (REP)		JENA F. GOODMAN (GRN)		ALAN REYNOLDS (AE)	
Total										
Polling	17	1.89%	309	34.37%	165	18.35%	44	4.89%	19	2.11%
Absentee	46	1.75%	980	37.38%	607	23.15%	107	4.08%	73	2.78%
Early Voting	0	-	0	-	0	-	0	-	0	-
Total	63	1.79%	1289	36.61%	772	21.93%	151	4.29%	92	2.61%

CONSOLIDATED STATEWIDE PRIMARY ELECTION
JUNE 3, 2014

Date:06/12/14
 Time:15:12:26
 Page:22 of 111

	LIEUTENANT GOVERNOR	
	Write-In Votes	
Jurisdiction Wide		
COFFEE CREEK		
Polling	0	-
Absentee	0	0.00%
Early Voting	0	-
Total	0	0.00%
TRINITY CENTER		
Polling	0	-
Absentee	0	0.00%
Early Voting	0	-
Total	0	0.00%
MINERSVILLE		
Polling	0	-
Absentee	1	1.79%
Early Voting	0	-
Total	1	1.79%
LEWISTON		
Polling	0	0.00%
Absentee	0	0.00%
Early Voting	0	-
Total	0	0.00%
EAST WEAVER		
Polling	0	0.00%
Absentee	0	0.00%
Early Voting	0	-
Total	0	0.00%
WEAVERVILLE		
Polling	1	0.52%
Absentee	2	0.69%
Early Voting	0	-
Total	3	0.62%
SOUTH WEAVER		
Polling	0	0.00%
Absentee	0	0.00%
Early Voting	0	-
Total	0	0.00%
DOUGLAS CITY		
Polling	0	0.00%
Absentee	0	0.00%
Early Voting	0	-
Total	0	0.00%
INDIAN CREEK		
Polling	0	-
Absentee	0	0.00%
Early Voting	0	-
Total	0	0.00%
HAYFORK		
Polling	1	1.00%
Absentee	0	0.00%
Early Voting	0	-
Total	1	0.34%
WILDWOOD		
Polling	0	-
Absentee	0	0.00%
Early Voting	0	-
Total	0	0.00%
OREGON MOUNTAIN		
Polling	0	-
Absentee	0	0.00%
Early Voting	0	-
Total	0	0.00%
JUNCTION CITY		
Polling	0	0.00%

CONSOLIDATED STATEWIDE PRIMARY ELECTION
JUNE 3, 2014

Date:06/12/14
 Time:15:12:26
 Page:23 of 111

	LIEUTENANT GOVERNOR	
	Write-In Votes	
Absentee	0	0.00%
Early Voting	0	-
Total	0	0.00%
BIG BAR		
Polling	0	-
Absentee	0	0.00%
Early Voting	0	-
Total	0	0.00%
BURNT RANCH		
Polling	0	-
Absentee	0	0.00%
Early Voting	0	-
Total	0	0.00%
DENNY		
Polling	0	-
Absentee	0	0.00%
Early Voting	0	-
Total	0	0.00%
NORTH WEAVER		
Polling	0	0.00%
Absentee	0	0.00%
Early Voting	0	-
Total	0	0.00%
SALYER		
Polling	0	-
Absentee	0	0.00%
Early Voting	0	-
Total	0	0.00%
SOUTH HAYFORK		
Polling	0	0.00%
Absentee	1	0.59%
Early Voting	0	-
Total	1	0.37%
FOREST GLEN		
Polling	0	-
Absentee	0	0.00%
Early Voting	0	-
Total	0	0.00%
POST MOUNTAIN		
Polling	0	-
Absentee	0	0.00%
Early Voting	0	-
Total	0	0.00%
MAD RIVER		
Polling	0	-
Absentee	0	0.00%
Early Voting	0	-
Total	0	0.00%
RUTH		
Polling	0	-
Absentee	0	0.00%
Early Voting	0	-
Total	0	0.00%
ZENIA		
Polling	0	-
Absentee	0	0.00%
Early Voting	0	-
Total	0	0.00%
HYAMPOM		
Polling	0	-
Absentee	0	0.00%
Early Voting	0	-
Total	0	0.00%

CONSOLIDATED STATEWIDE PRIMARY ELECTION
JUNE 3, 2014

Date:06/12/14
Time:15:12:26
Page:24 of 111

	LIEUTENANT GOVERNOR	
	Write-In Votes	
Total		
Polling	2	0.22%
Absentee	4	0.15%
Early Voting	0	-
Total	6	0.17%

CONSOLIDATED STATEWIDE PRIMARY ELECTION
JUNE 3, 2014

Date:06/12/14
Time:15:12:26
Page:25 of 111

	SECRETARY OF STATE								
	Reg. Voters	Times Counted	Total Votes	DEREK CRESSMAN (DEM)		DAVID CURTIS (GRN)		ALEX PADILLA (DEM)	
Jurisdiction Wide									
COFFEE CREEK									
Polling	128	0	0	0	-	0	-	0	-
Absentee	128	77	69	6	8.70%	8	11.59%	14	20.29%
Early Voting	128	0	0	0	-	0	-	0	-
Total	128	77	69	6	8.70%	8	11.59%	14	20.29%
TRINITY CENTER									
Polling	209	0	0	0	-	0	-	0	-
Absentee	209	153	139	4	2.88%	10	7.19%	25	17.99%
Early Voting	209	0	0	0	-	0	-	0	-
Total	209	153	139	4	2.88%	10	7.19%	25	17.99%
MINERSVILLE									
Polling	95	0	0	0	-	0	-	0	-
Absentee	95	64	53	2	3.77%	0	0.00%	9	16.98%
Early Voting	95	0	0	0	-	0	-	0	-
Total	95	64	53	2	3.77%	0	0.00%	9	16.98%
LEWISTON									
Polling	740	118	111	15	13.51%	5	4.50%	22	19.82%
Absentee	740	275	245	19	7.76%	12	4.90%	36	14.69%
Early Voting	740	0	0	0	-	0	-	0	-
Total	740	393	356	34	9.55%	17	4.78%	58	16.29%
EAST WEAVER									
Polling	332	81	66	8	12.12%	6	9.09%	18	27.27%
Absentee	332	130	115	14	12.17%	4	3.48%	27	23.48%
Early Voting	332	0	0	0	-	0	-	0	-
Total	332	211	181	22	12.15%	10	5.52%	45	24.86%
WEAVERVILLE									
Polling	966	211	184	14	7.61%	23	12.50%	31	16.85%
Absentee	966	329	280	24	8.57%	14	5.00%	57	20.36%
Early Voting	966	0	0	0	-	0	-	0	-
Total	966	540	464	38	8.19%	37	7.97%	88	18.97%
SOUTH WEAVER									
Polling	511	113	101	19	18.81%	9	8.91%	14	13.86%
Absentee	511	159	130	7	5.38%	2	1.54%	21	16.15%
Early Voting	511	0	0	0	-	0	-	0	-
Total	511	272	231	26	11.26%	11	4.76%	35	15.15%
DOUGLAS CITY									
Polling	626	99	88	18	20.45%	7	7.95%	19	21.59%
Absentee	626	228	203	18	8.87%	22	10.84%	53	26.11%
Early Voting	626	0	0	0	-	0	-	0	-
Total	626	327	291	36	12.37%	29	9.97%	72	24.74%
INDIAN CREEK									
Polling	22	0	0	0	-	0	-	0	-
Absentee	22	13	13	0	0.00%	4	30.77%	2	15.38%
Early Voting	22	0	0	0	-	0	-	0	-
Total	22	13	13	0	0.00%	4	30.77%	2	15.38%
HAYFORK									
Polling	631	110	98	18	18.37%	4	4.08%	12	12.24%
Absentee	631	207	186	16	8.60%	11	5.91%	54	29.03%
Early Voting	631	0	0	0	-	0	-	0	-
Total	631	317	284	34	11.97%	15	5.28%	66	23.24%
WILDWOOD									
Polling	37	0	0	0	-	0	-	0	-
Absentee	37	17	16	2	12.50%	0	0.00%	3	18.75%
Early Voting	37	0	0	0	-	0	-	0	-
Total	37	17	16	2	12.50%	0	0.00%	3	18.75%
OREGON MOUNTAIN									
Polling	88	0	0	0	-	0	-	0	-
Absentee	88	55	46	5	10.87%	3	6.52%	4	8.70%
Early Voting	88	0	0	0	-	0	-	0	-
Total	88	55	46	5	10.87%	3	6.52%	4	8.70%
JUNCTION CITY									
Polling	442	75	68	11	16.18%	5	7.35%	18	26.47%

CONSOLIDATED STATEWIDE PRIMARY ELECTION
JUNE 3, 2014

Date:06/12/14
 Time:15:12:26
 Page:26 of 111

	SECRETARY OF STATE								
	Reg. Voters	Times Counted	Total Votes	DEREK CRESSMAN (DEM)		DAVID CURTIS (GRN)		ALEX PADILLA (DEM)	
Absentee	442	170	155	15	9.68%	14	9.03%	40	25.81%
Early Voting	442	0	0	0	-	0	-	0	-
Total	442	245	223	26	11.66%	19	8.52%	58	26.01%
BIG BAR									
Polling	135	0	0	0	-	0	-	0	-
Absentee	135	78	66	10	15.15%	9	13.64%	13	19.70%
Early Voting	135	0	0	0	-	0	-	0	-
Total	135	78	66	10	15.15%	9	13.64%	13	19.70%
BURNT RANCH									
Polling	141	0	0	0	-	0	-	0	-
Absentee	141	69	61	10	16.39%	3	4.92%	11	18.03%
Early Voting	141	0	0	0	-	0	-	0	-
Total	141	69	61	10	16.39%	3	4.92%	11	18.03%
DENNY									
Polling	167	0	0	0	-	0	-	0	-
Absentee	167	77	75	11	14.67%	5	6.67%	16	21.33%
Early Voting	167	0	0	0	-	0	-	0	-
Total	167	77	75	11	14.67%	5	6.67%	16	21.33%
NORTH WEAVER									
Polling	336	80	70	1	1.43%	6	8.57%	14	20.00%
Absentee	336	139	123	14	11.38%	6	4.88%	22	17.89%
Early Voting	336	0	0	0	-	0	-	0	-
Total	336	219	193	15	7.77%	12	6.22%	36	18.65%
SALYER									
Polling	204	0	0	0	-	0	-	0	-
Absentee	204	69	65	9	13.85%	1	1.54%	8	12.31%
Early Voting	204	0	0	0	-	0	-	0	-
Total	204	69	65	9	13.85%	1	1.54%	8	12.31%
SOUTH HAYFORK									
Polling	576	105	94	9	9.57%	8	8.51%	14	14.89%
Absentee	576	177	167	10	5.99%	16	9.58%	32	19.16%
Early Voting	576	0	0	0	-	0	-	0	-
Total	576	282	261	19	7.28%	24	9.20%	46	17.62%
FOREST GLEN									
Polling	9	0	0	0	-	0	-	0	-
Absentee	9	3	3	0	0.00%	0	0.00%	0	0.00%
Early Voting	9	0	0	0	-	0	-	0	-
Total	9	3	3	0	0.00%	0	0.00%	0	0.00%
POST MOUNTAIN									
Polling	126	0	0	0	-	0	-	0	-
Absentee	126	57	53	11	20.75%	8	15.09%	9	16.98%
Early Voting	126	0	0	0	-	0	-	0	-
Total	126	57	53	11	20.75%	8	15.09%	9	16.98%
MAD RIVER									
Polling	175	0	0	0	-	0	-	0	-
Absentee	175	92	88	4	4.55%	14	15.91%	13	14.77%
Early Voting	175	0	0	0	-	0	-	0	-
Total	175	92	88	4	4.55%	14	15.91%	13	14.77%
RUTH									
Polling	134	0	0	0	-	0	-	0	-
Absentee	134	86	78	12	15.38%	4	5.13%	3	3.85%
Early Voting	134	0	0	0	-	0	-	0	-
Total	134	86	78	12	15.38%	4	5.13%	3	3.85%
ZENIA									
Polling	95	0	0	0	-	0	-	0	-
Absentee	95	54	50	8	16.00%	2	4.00%	5	10.00%
Early Voting	95	0	0	0	-	0	-	0	-
Total	95	54	50	8	16.00%	2	4.00%	5	10.00%
HYAMPOM									
Polling	139	0	0	0	-	0	-	0	-
Absentee	139	77	72	7	9.72%	14	19.44%	19	26.39%
Early Voting	139	0	0	0	-	0	-	0	-
Total	139	77	72	7	9.72%	14	19.44%	19	26.39%

CONSOLIDATED STATEWIDE PRIMARY ELECTION
JUNE 3, 2014

Date:06/12/14
 Time:15:12:26
 Page:27 of 111

SECRETARY OF STATE

	Reg. Voters	Times Counted	Total Votes	DEREK CRESSMAN (DEM)		DAVID CURTIS (GRN)		ALEX PADILLA (DEM)	
Total									
Polling	7064	992	880	113	12.84%	73	8.30%	162	18.41%
Absentee	7064	2855	2551	238	9.33%	186	7.29%	496	19.44%
Early Voting	7064	0	0	0	-	0	-	0	-
Total	7064	3847	3431	351	10.23%	259	7.55%	658	19.18%

CONSOLIDATED STATEWIDE PRIMARY ELECTION
JUNE 3, 2014

Date:06/12/14
Time:15:12:26
Page:28 of 111

	SECRETARY OF STATE									
	PETE PERTERSON (REP)		JEFFREY H. DROBMAN (DEM)		ROY ALLMOND (REP)		DAN SCHNUR (NP)		LELAND YEE (DEM)	
Jurisdiction Wide										
COFFEE CREEK										
Polling	0	-	0	-	0	-	0	-	0	-
Absentee	20	28.99%	4	5.80%	4	5.80%	5	7.25%	8	11.59%
Early Voting	0	-	0	-	0	-	0	-	0	-
Total	20	28.99%	4	5.80%	4	5.80%	5	7.25%	8	11.59%
TRINITY CENTER										
Polling	0	-	0	-	0	-	0	-	0	-
Absentee	54	38.85%	1	0.72%	26	18.71%	9	6.47%	10	7.19%
Early Voting	0	-	0	-	0	-	0	-	0	-
Total	54	38.85%	1	0.72%	26	18.71%	9	6.47%	10	7.19%
MINERSVILLE										
Polling	0	-	0	-	0	-	0	-	0	-
Absentee	22	41.51%	4	7.55%	2	3.77%	5	9.43%	8	15.09%
Early Voting	0	-	0	-	0	-	0	-	0	-
Total	22	41.51%	4	7.55%	2	3.77%	5	9.43%	8	15.09%
LEWISTON										
Polling	40	36.04%	6	5.41%	13	11.71%	5	4.50%	5	4.50%
Absentee	86	35.10%	7	2.86%	30	12.24%	22	8.98%	33	13.47%
Early Voting	0	-	0	-	0	-	0	-	0	-
Total	126	35.39%	13	3.65%	43	12.08%	27	7.58%	38	10.67%
EAST WEAVER										
Polling	14	21.21%	0	0.00%	4	6.06%	5	7.58%	11	16.67%
Absentee	46	40.00%	3	2.61%	6	5.22%	4	3.48%	11	9.57%
Early Voting	0	-	0	-	0	-	0	-	0	-
Total	60	33.15%	3	1.66%	10	5.52%	9	4.97%	22	12.15%
WEAVERVILLE										
Polling	77	41.85%	2	1.09%	11	5.98%	6	3.26%	20	10.87%
Absentee	87	31.07%	9	3.21%	33	11.79%	18	6.43%	38	13.57%
Early Voting	0	-	0	-	0	-	0	-	0	-
Total	164	35.34%	11	2.37%	44	9.48%	24	5.17%	58	12.50%
SOUTH WEAVER										
Polling	36	35.64%	2	1.98%	8	7.92%	2	1.98%	11	10.89%
Absentee	61	46.92%	12	9.23%	10	7.69%	11	8.46%	6	4.62%
Early Voting	0	-	0	-	0	-	0	-	0	-
Total	97	41.99%	14	6.06%	18	7.79%	13	5.63%	17	7.36%
DOUGLAS CITY										
Polling	22	25.00%	1	1.14%	6	6.82%	3	3.41%	12	13.64%
Absentee	54	26.60%	5	2.46%	18	8.87%	4	1.97%	29	14.29%
Early Voting	0	-	0	-	0	-	0	-	0	-
Total	76	26.12%	6	2.06%	24	8.25%	7	2.41%	41	14.09%
INDIAN CREEK										
Polling	0	-	0	-	0	-	0	-	0	-
Absentee	2	15.38%	0	0.00%	2	15.38%	2	15.38%	1	7.69%
Early Voting	0	-	0	-	0	-	0	-	0	-
Total	2	15.38%	0	0.00%	2	15.38%	2	15.38%	1	7.69%
HAYFORK										
Polling	38	38.78%	4	4.08%	11	11.22%	1	1.02%	10	10.20%
Absentee	47	25.27%	7	3.76%	25	13.44%	5	2.69%	21	11.29%
Early Voting	0	-	0	-	0	-	0	-	0	-
Total	85	29.93%	11	3.87%	36	12.68%	6	2.11%	31	10.92%
WILDWOOD										
Polling	0	-	0	-	0	-	0	-	0	-
Absentee	5	31.25%	0	0.00%	4	25.00%	0	0.00%	2	12.50%
Early Voting	0	-	0	-	0	-	0	-	0	-
Total	5	31.25%	0	0.00%	4	25.00%	0	0.00%	2	12.50%
OREGON MOUNTAIN										
Polling	0	-	0	-	0	-	0	-	0	-
Absentee	19	41.30%	5	10.87%	3	6.52%	4	8.70%	3	6.52%
Early Voting	0	-	0	-	0	-	0	-	0	-
Total	19	41.30%	5	10.87%	3	6.52%	4	8.70%	3	6.52%
JUNCTION CITY										
Polling	23	33.82%	2	2.94%	2	2.94%	1	1.47%	6	8.82%

**CONSOLIDATED STATEWIDE PRIMARY ELECTION
JUNE 3, 2014**

Date:06/12/14
Time:15:12:26
Page:29 of 111

	SECRETARY OF STATE									
	PETE PERTERSON (REP)		JEFFREY H. DROBMAN (DEM)		ROY ALLMOND (REP)		DAN SCHNUR (NP)		LELAND YEE (DEM)	
Absentee	43	27.74%	5	3.23%	8	5.16%	13	8.39%	16	10.32%
Early Voting	0	-	0	-	0	-	0	-	0	-
Total	66	29.60%	7	3.14%	10	4.48%	14	6.28%	22	9.87%
BIG BAR										
Polling	0	-	0	-	0	-	0	-	0	-
Absentee	20	30.30%	3	4.55%	4	6.06%	4	6.06%	3	4.55%
Early Voting	0	-	0	-	0	-	0	-	0	-
Total	20	30.30%	3	4.55%	4	6.06%	4	6.06%	3	4.55%
BURNT RANCH										
Polling	0	-	0	-	0	-	0	-	0	-
Absentee	13	21.31%	3	4.92%	5	8.20%	3	4.92%	13	21.31%
Early Voting	0	-	0	-	0	-	0	-	0	-
Total	13	21.31%	3	4.92%	5	8.20%	3	4.92%	13	21.31%
DENNY										
Polling	0	-	0	-	0	-	0	-	0	-
Absentee	24	32.00%	1	1.33%	6	8.00%	5	6.67%	7	9.33%
Early Voting	0	-	0	-	0	-	0	-	0	-
Total	24	32.00%	1	1.33%	6	8.00%	5	6.67%	7	9.33%
NORTH WEAVER										
Polling	25	35.71%	1	1.43%	5	7.14%	10	14.29%	8	11.43%
Absentee	43	34.96%	1	0.81%	6	4.88%	8	6.50%	23	18.70%
Early Voting	0	-	0	-	0	-	0	-	0	-
Total	68	35.23%	2	1.04%	11	5.70%	18	9.33%	31	16.06%
SALYER										
Polling	0	-	0	-	0	-	0	-	0	-
Absentee	35	53.85%	1	1.54%	4	6.15%	0	0.00%	7	10.77%
Early Voting	0	-	0	-	0	-	0	-	0	-
Total	35	53.85%	1	1.54%	4	6.15%	0	0.00%	7	10.77%
SOUTH HAYFORK										
Polling	40	42.55%	1	1.06%	11	11.70%	4	4.26%	7	7.45%
Absentee	48	28.74%	7	4.19%	20	11.98%	9	5.39%	24	14.37%
Early Voting	0	-	0	-	0	-	0	-	0	-
Total	88	33.72%	8	3.07%	31	11.88%	13	4.98%	31	11.88%
FOREST GLEN										
Polling	0	-	0	-	0	-	0	-	0	-
Absentee	1	33.33%	0	0.00%	1	33.33%	1	33.33%	0	0.00%
Early Voting	0	-	0	-	0	-	0	-	0	-
Total	1	33.33%	0	0.00%	1	33.33%	1	33.33%	0	0.00%
POST MOUNTAIN										
Polling	0	-	0	-	0	-	0	-	0	-
Absentee	14	26.42%	2	3.77%	4	7.55%	2	3.77%	3	5.66%
Early Voting	0	-	0	-	0	-	0	-	0	-
Total	14	26.42%	2	3.77%	4	7.55%	2	3.77%	3	5.66%
MAD RIVER										
Polling	0	-	0	-	0	-	0	-	0	-
Absentee	30	34.09%	3	3.41%	11	12.50%	7	7.95%	6	6.82%
Early Voting	0	-	0	-	0	-	0	-	0	-
Total	30	34.09%	3	3.41%	11	12.50%	7	7.95%	6	6.82%
RUTH										
Polling	0	-	0	-	0	-	0	-	0	-
Absentee	31	39.74%	1	1.28%	18	23.08%	5	6.41%	4	5.13%
Early Voting	0	-	0	-	0	-	0	-	0	-
Total	31	39.74%	1	1.28%	18	23.08%	5	6.41%	4	5.13%
ZENIA										
Polling	0	-	0	-	0	-	0	-	0	-
Absentee	18	36.00%	3	6.00%	10	20.00%	0	0.00%	4	8.00%
Early Voting	0	-	0	-	0	-	0	-	0	-
Total	18	36.00%	3	6.00%	10	20.00%	0	0.00%	4	8.00%
HYAMPOM										
Polling	0	-	0	-	0	-	0	-	0	-
Absentee	16	22.22%	2	2.78%	3	4.17%	3	4.17%	8	11.11%
Early Voting	0	-	0	-	0	-	0	-	0	-
Total	16	22.22%	2	2.78%	3	4.17%	3	4.17%	8	11.11%

CONSOLIDATED STATEWIDE PRIMARY ELECTION
JUNE 3, 2014

Date:06/12/14
 Time:15:12:26
 Page:30 of 111

SECRETARY OF STATE

	PETE PERTERSON (REP)		JEFFREY H. DROBMAN (DEM)		ROY ALLMOND (REP)		DAN SCHNUR (NP)		LELAND YEE (DEM)	
Total										
Polling	315	35.80%	19	2.16%	71	8.07%	37	4.20%	90	10.23%
Absentee	839	32.89%	89	3.49%	263	10.31%	149	5.84%	288	11.29%
Early Voting	0	-	0	-	0	-	0	-	0	-
Total	1154	33.63%	108	3.15%	334	9.73%	186	5.42%	378	11.02%

CONSOLIDATED STATEWIDE PRIMARY ELECTION
JUNE 3, 2014

Date:06/12/14
 Time:15:12:27
 Page:31 of 111

	SECRETARY OF STATE	
	Write-In Votes	
Jurisdiction Wide		
COFFEE CREEK		
Polling	0	-
Absentee	0	0.00%
Early Voting	0	-
Total	0	0.00%
TRINITY CENTER		
Polling	0	-
Absentee	0	0.00%
Early Voting	0	-
Total	0	0.00%
MINERSVILLE		
Polling	0	-
Absentee	1	1.89%
Early Voting	0	-
Total	1	1.89%
LEWISTON		
Polling	0	0.00%
Absentee	0	0.00%
Early Voting	0	-
Total	0	0.00%
EAST WEAVER		
Polling	0	0.00%
Absentee	0	0.00%
Early Voting	0	-
Total	0	0.00%
WEAVERVILLE		
Polling	0	0.00%
Absentee	0	0.00%
Early Voting	0	-
Total	0	0.00%
SOUTH WEAVER		
Polling	0	0.00%
Absentee	0	0.00%
Early Voting	0	-
Total	0	0.00%
DOUGLAS CITY		
Polling	0	0.00%
Absentee	0	0.00%
Early Voting	0	-
Total	0	0.00%
INDIAN CREEK		
Polling	0	-
Absentee	0	0.00%
Early Voting	0	-
Total	0	0.00%
HAYFORK		
Polling	0	0.00%
Absentee	0	0.00%
Early Voting	0	-
Total	0	0.00%
WILDWOOD		
Polling	0	-
Absentee	0	0.00%
Early Voting	0	-
Total	0	0.00%
OREGON MOUNTAIN		
Polling	0	-
Absentee	0	0.00%
Early Voting	0	-
Total	0	0.00%
JUNCTION CITY		
Polling	0	0.00%

CONSOLIDATED STATEWIDE PRIMARY ELECTION
JUNE 3, 2014

Date:06/12/14
 Time:15:12:27
 Page:32 of 111

	SECRETARY OF STATE	
	Write-In Votes	
Absentee	1	0.65%
Early Voting	0	-
Total	1	0.45%
BIG BAR		
Polling	0	-
Absentee	0	0.00%
Early Voting	0	-
Total	0	0.00%
BURNT RANCH		
Polling	0	-
Absentee	0	0.00%
Early Voting	0	-
Total	0	0.00%
DENNY		
Polling	0	-
Absentee	0	0.00%
Early Voting	0	-
Total	0	0.00%
NORTH WEAVER		
Polling	0	0.00%
Absentee	0	0.00%
Early Voting	0	-
Total	0	0.00%
SALYER		
Polling	0	-
Absentee	0	0.00%
Early Voting	0	-
Total	0	0.00%
SOUTH HAYFORK		
Polling	0	0.00%
Absentee	1	0.60%
Early Voting	0	-
Total	1	0.38%
FOREST GLEN		
Polling	0	-
Absentee	0	0.00%
Early Voting	0	-
Total	0	0.00%
POST MOUNTAIN		
Polling	0	-
Absentee	0	0.00%
Early Voting	0	-
Total	0	0.00%
MAD RIVER		
Polling	0	-
Absentee	0	0.00%
Early Voting	0	-
Total	0	0.00%
RUTH		
Polling	0	-
Absentee	0	0.00%
Early Voting	0	-
Total	0	0.00%
ZENIA		
Polling	0	-
Absentee	0	0.00%
Early Voting	0	-
Total	0	0.00%
HYAMPOM		
Polling	0	-
Absentee	0	0.00%
Early Voting	0	-
Total	0	0.00%

CONSOLIDATED STATEWIDE PRIMARY ELECTION
JUNE 3, 2014

Date:06/12/14
Time:15:12:27
Page:33 of 111

	SECRETARY OF STATE	
	Write-In Votes	
Total		
Polling	0	0.00%
Absentee	3	0.12%
Early Voting	0	-
Total	3	0.09%

CONSOLIDATED STATEWIDE PRIMARY ELECTION
JUNE 3, 2014

Date:06/12/14
Time:15:12:27
Page:34 of 111

	CONTROLLER								
	Reg. Voters	Times Counted	Total Votes	LAURA WELLS (GRN)		TAMMY D. BLAIR (DEM)		JOHN A. PEREZ (DEM)	
Jurisdiction Wide									
COFFEE CREEK									
Polling	128	0	0	0	-	0	-	0	-
Absentee	128	77	67	5	7.46%	6	8.96%	9	13.43%
Early Voting	128	0	0	0	-	0	-	0	-
Total	128	77	67	5	7.46%	6	8.96%	9	13.43%
TRINITY CENTER									
Polling	209	0	0	0	-	0	-	0	-
Absentee	209	153	141	11	7.80%	2	1.42%	9	6.38%
Early Voting	209	0	0	0	-	0	-	0	-
Total	209	153	141	11	7.80%	2	1.42%	9	6.38%
MINERSVILLE									
Polling	95	0	0	0	-	0	-	0	-
Absentee	95	64	53	3	5.66%	9	16.98%	5	9.43%
Early Voting	95	0	0	0	-	0	-	0	-
Total	95	64	53	3	5.66%	9	16.98%	5	9.43%
LEWISTON									
Polling	740	118	113	7	6.19%	4	3.54%	19	16.81%
Absentee	740	275	237	38	16.03%	12	5.06%	17	7.17%
Early Voting	740	0	0	0	-	0	-	0	-
Total	740	393	350	45	12.86%	16	4.57%	36	10.29%
EAST WEAVER									
Polling	332	81	65	9	13.85%	5	7.69%	9	13.85%
Absentee	332	130	117	12	10.26%	5	4.27%	18	15.38%
Early Voting	332	0	0	0	-	0	-	0	-
Total	332	211	182	21	11.54%	10	5.49%	27	14.84%
WEAVERVILLE									
Polling	966	211	191	31	16.23%	13	6.81%	28	14.66%
Absentee	966	329	288	41	14.24%	17	5.90%	37	12.85%
Early Voting	966	0	0	0	-	0	-	0	-
Total	966	540	479	72	15.03%	30	6.26%	65	13.57%
SOUTH WEAVER									
Polling	511	113	99	8	8.08%	11	11.11%	12	12.12%
Absentee	511	159	130	20	15.38%	7	5.38%	11	8.46%
Early Voting	511	0	0	0	-	0	-	0	-
Total	511	272	229	28	12.23%	18	7.86%	23	10.04%
DOUGLAS CITY									
Polling	626	99	86	8	9.30%	5	5.81%	21	24.42%
Absentee	626	228	202	28	13.86%	14	6.93%	37	18.32%
Early Voting	626	0	0	0	-	0	-	0	-
Total	626	327	288	36	12.50%	19	6.60%	58	20.14%
INDIAN CREEK									
Polling	22	0	0	0	-	0	-	0	-
Absentee	22	13	13	3	23.08%	0	0.00%	1	7.69%
Early Voting	22	0	0	0	-	0	-	0	-
Total	22	13	13	3	23.08%	0	0.00%	1	7.69%
HAYFORK									
Polling	631	110	95	18	18.95%	4	4.21%	7	7.37%
Absentee	631	207	187	29	15.51%	10	5.35%	30	16.04%
Early Voting	631	0	0	0	-	0	-	0	-
Total	631	317	282	47	16.67%	14	4.96%	37	13.12%
WILDWOOD									
Polling	37	0	0	0	-	0	-	0	-
Absentee	37	17	17	2	11.76%	1	5.88%	1	5.88%
Early Voting	37	0	0	0	-	0	-	0	-
Total	37	17	17	2	11.76%	1	5.88%	1	5.88%
OREGON MOUNTAIN									
Polling	88	0	0	0	-	0	-	0	-
Absentee	88	55	46	6	13.04%	4	8.70%	3	6.52%
Early Voting	88	0	0	0	-	0	-	0	-
Total	88	55	46	6	13.04%	4	8.70%	3	6.52%
JUNCTION CITY									
Polling	442	75	68	17	25.00%	6	8.82%	14	20.59%

CONSOLIDATED STATEWIDE PRIMARY ELECTION
JUNE 3, 2014

Date:06/12/14
Time:15:12:27
Page:35 of 111

	CONTROLLER								
	Reg. Voters	Times Counted	Total Votes	LAURA WELLS (GRN)		TAMMY D. BLAIR (DEM)		JOHN A. PEREZ (DEM)	
Absentee	442	170	150	21	14.00%	14	9.33%	26	17.33%
Early Voting	442	0	0	0	-	0	-	0	-
Total	442	245	218	38	17.43%	20	9.17%	40	18.35%
BIG BAR									
Polling	135	0	0	0	-	0	-	0	-
Absentee	135	78	68	9	13.24%	3	4.41%	13	19.12%
Early Voting	135	0	0	0	-	0	-	0	-
Total	135	78	68	9	13.24%	3	4.41%	13	19.12%
BURNT RANCH									
Polling	141	0	0	0	-	0	-	0	-
Absentee	141	69	60	7	11.67%	6	10.00%	4	6.67%
Early Voting	141	0	0	0	-	0	-	0	-
Total	141	69	60	7	11.67%	6	10.00%	4	6.67%
DENNY									
Polling	167	0	0	0	-	0	-	0	-
Absentee	167	77	73	15	20.55%	6	8.22%	9	12.33%
Early Voting	167	0	0	0	-	0	-	0	-
Total	167	77	73	15	20.55%	6	8.22%	9	12.33%
NORTH WEAVER									
Polling	336	80	70	5	7.14%	9	12.86%	11	15.71%
Absentee	336	139	122	13	10.66%	4	3.28%	21	17.21%
Early Voting	336	0	0	0	-	0	-	0	-
Total	336	219	192	18	9.38%	13	6.77%	32	16.67%
SALYER									
Polling	204	0	0	0	-	0	-	0	-
Absentee	204	69	64	6	9.38%	6	9.38%	6	9.38%
Early Voting	204	0	0	0	-	0	-	0	-
Total	204	69	64	6	9.38%	6	9.38%	6	9.38%
SOUTH HAYFORK									
Polling	576	105	95	17	17.89%	8	8.42%	4	4.21%
Absentee	576	177	166	28	16.87%	11	6.63%	23	13.86%
Early Voting	576	0	0	0	-	0	-	0	-
Total	576	282	261	45	17.24%	19	7.28%	27	10.34%
FOREST GLEN									
Polling	9	0	0	0	-	0	-	0	-
Absentee	9	3	2	0	0.00%	0	0.00%	0	0.00%
Early Voting	9	0	0	0	-	0	-	0	-
Total	9	3	2	0	0.00%	0	0.00%	0	0.00%
POST MOUNTAIN									
Polling	126	0	0	0	-	0	-	0	-
Absentee	126	57	53	14	26.42%	3	5.66%	6	11.32%
Early Voting	126	0	0	0	-	0	-	0	-
Total	126	57	53	14	26.42%	3	5.66%	6	11.32%
MAD RIVER									
Polling	175	0	0	0	-	0	-	0	-
Absentee	175	92	86	16	18.60%	8	9.30%	8	9.30%
Early Voting	175	0	0	0	-	0	-	0	-
Total	175	92	86	16	18.60%	8	9.30%	8	9.30%
RUTH									
Polling	134	0	0	0	-	0	-	0	-
Absentee	134	86	77	10	12.99%	5	6.49%	3	3.90%
Early Voting	134	0	0	0	-	0	-	0	-
Total	134	86	77	10	12.99%	5	6.49%	3	3.90%
ZENIA									
Polling	95	0	0	0	-	0	-	0	-
Absentee	95	54	48	3	6.25%	7	14.58%	3	6.25%
Early Voting	95	0	0	0	-	0	-	0	-
Total	95	54	48	3	6.25%	7	14.58%	3	6.25%
HYAMPOM									
Polling	139	0	0	0	-	0	-	0	-
Absentee	139	77	71	15	21.13%	7	9.86%	17	23.94%
Early Voting	139	0	0	0	-	0	-	0	-
Total	139	77	71	15	21.13%	7	9.86%	17	23.94%

**CONSOLIDATED STATEWIDE PRIMARY ELECTION
JUNE 3, 2014**

Date:06/12/14
Time:15:12:27
Page:36 of 111

CONTROLLER

	Reg. Voters	Times Counted	Total Votes	LAURA WELLS (GRN)		TAMMY D. BLAIR (DEM)		JOHN A. PEREZ (DEM)	
Total									
Polling	7064	992	882	120	13.61%	65	7.37%	125	14.17%
Absentee	7064	2855	2538	355	13.99%	167	6.58%	317	12.49%
Early Voting	7064	0	0	0	-	0	-	0	-
Total	7064	3847	3420	475	13.89%	232	6.78%	442	12.92%

CONSOLIDATED STATEWIDE PRIMARY ELECTION
JUNE 3, 2014

Date:06/12/14
Time:15:12:27
Page:37 of 111

	CONTROLLER							
	DAVID EVANS (REP)		ASHLEY SWEARENGIN (REP)		BETTY T. YEE (DEM)		Write-In Votes	
Jurisdiction Wide								
COFFEE CREEK								
Polling	0	-	0	-	0	-	0	-
Absentee	21	31.34%	10	14.93%	16	23.88%	0	0.00%
Early Voting	0	-	0	-	0	-	0	-
Total	21	31.34%	10	14.93%	16	23.88%	0	0.00%
TRINITY CENTER								
Polling	0	-	0	-	0	-	0	-
Absentee	78	55.32%	22	15.60%	19	13.48%	0	0.00%
Early Voting	0	-	0	-	0	-	0	-
Total	78	55.32%	22	15.60%	19	13.48%	0	0.00%
MINERSVILLE								
Polling	0	-	0	-	0	-	0	-
Absentee	16	30.19%	10	18.87%	9	16.98%	1	1.89%
Early Voting	0	-	0	-	0	-	0	-
Total	16	30.19%	10	18.87%	9	16.98%	1	1.89%
LEWISTON								
Polling	47	41.59%	20	17.70%	16	14.16%	0	0.00%
Absentee	92	38.82%	32	13.50%	46	19.41%	0	0.00%
Early Voting	0	-	0	-	0	-	0	-
Total	139	39.71%	52	14.86%	62	17.71%	0	0.00%
EAST WEAVER								
Polling	13	20.00%	9	13.85%	20	30.77%	0	0.00%
Absentee	42	35.90%	16	13.68%	24	20.51%	0	0.00%
Early Voting	0	-	0	-	0	-	0	-
Total	55	30.22%	25	13.74%	44	24.18%	0	0.00%
WEAVERVILLE								
Polling	60	31.41%	36	18.85%	23	12.04%	0	0.00%
Absentee	92	31.94%	44	15.28%	56	19.44%	1	0.35%
Early Voting	0	-	0	-	0	-	0	-
Total	152	31.73%	80	16.70%	79	16.49%	1	0.21%
SOUTH WEAVER								
Polling	37	37.37%	11	11.11%	20	20.20%	0	0.00%
Absentee	58	44.62%	15	11.54%	19	14.62%	0	0.00%
Early Voting	0	-	0	-	0	-	0	-
Total	95	41.48%	26	11.35%	39	17.03%	0	0.00%
DOUGLAS CITY								
Polling	18	20.93%	15	17.44%	19	22.09%	0	0.00%
Absentee	52	25.74%	28	13.86%	43	21.29%	0	0.00%
Early Voting	0	-	0	-	0	-	0	-
Total	70	24.31%	43	14.93%	62	21.53%	0	0.00%
INDIAN CREEK								
Polling	0	-	0	-	0	-	0	-
Absentee	0	0.00%	5	38.46%	4	30.77%	0	0.00%
Early Voting	0	-	0	-	0	-	0	-
Total	0	0.00%	5	38.46%	4	30.77%	0	0.00%
HAYFORK								
Polling	36	37.89%	13	13.68%	17	17.89%	0	0.00%
Absentee	62	33.16%	22	11.76%	34	18.18%	0	0.00%
Early Voting	0	-	0	-	0	-	0	-
Total	98	34.75%	35	12.41%	51	18.09%	0	0.00%
WILDWOOD								
Polling	0	-	0	-	0	-	0	-
Absentee	7	41.18%	3	17.65%	3	17.65%	0	0.00%
Early Voting	0	-	0	-	0	-	0	-
Total	7	41.18%	3	17.65%	3	17.65%	0	0.00%
OREGON MOUNTAIN								
Polling	0	-	0	-	0	-	0	-
Absentee	22	47.83%	4	8.70%	7	15.22%	0	0.00%
Early Voting	0	-	0	-	0	-	0	-
Total	22	47.83%	4	8.70%	7	15.22%	0	0.00%
JUNCTION CITY								
Polling	17	25.00%	2	2.94%	12	17.65%	0	0.00%

CONSOLIDATED STATEWIDE PRIMARY ELECTION
JUNE 3, 2014

Date:06/12/14
Time:15:12:27
Page:38 of 111

	CONTROLLER							
	DAVID EVANS (REP)		ASHLEY SWEARENGIN (REP)		BETTY T. YEE (DEM)		Write-In Votes	
Absentee	40	26.67%	16	10.67%	33	22.00%	0	0.00%
Early Voting	0	-	0	-	0	-	0	-
Total	57	26.15%	18	8.26%	45	20.64%	0	0.00%
BIG BAR								
Polling	0	-	0	-	0	-	0	-
Absentee	17	25.00%	15	22.06%	11	16.18%	0	0.00%
Early Voting	0	-	0	-	0	-	0	-
Total	17	25.00%	15	22.06%	11	16.18%	0	0.00%
BURNT RANCH								
Polling	0	-	0	-	0	-	0	-
Absentee	17	28.33%	4	6.67%	22	36.67%	0	0.00%
Early Voting	0	-	0	-	0	-	0	-
Total	17	28.33%	4	6.67%	22	36.67%	0	0.00%
DENNY								
Polling	0	-	0	-	0	-	0	-
Absentee	22	30.14%	10	13.70%	11	15.07%	0	0.00%
Early Voting	0	-	0	-	0	-	0	-
Total	22	30.14%	10	13.70%	11	15.07%	0	0.00%
NORTH WEAVER								
Polling	22	31.43%	12	17.14%	11	15.71%	0	0.00%
Absentee	32	26.23%	28	22.95%	24	19.67%	0	0.00%
Early Voting	0	-	0	-	0	-	0	-
Total	54	28.13%	40	20.83%	35	18.23%	0	0.00%
SALYER								
Polling	0	-	0	-	0	-	0	-
Absentee	32	50.00%	8	12.50%	6	9.38%	0	0.00%
Early Voting	0	-	0	-	0	-	0	-
Total	32	50.00%	8	12.50%	6	9.38%	0	0.00%
SOUTH HAYFORK								
Polling	31	32.63%	22	23.16%	13	13.68%	0	0.00%
Absentee	51	30.72%	21	12.65%	31	18.67%	1	0.60%
Early Voting	0	-	0	-	0	-	0	-
Total	82	31.42%	43	16.48%	44	16.86%	1	0.38%
FOREST GLEN								
Polling	0	-	0	-	0	-	0	-
Absentee	2	100.00%	0	0.00%	0	0.00%	0	0.00%
Early Voting	0	-	0	-	0	-	0	-
Total	2	100.00%	0	0.00%	0	0.00%	0	0.00%
POST MOUNTAIN								
Polling	0	-	0	-	0	-	0	-
Absentee	14	26.42%	6	11.32%	10	18.87%	0	0.00%
Early Voting	0	-	0	-	0	-	0	-
Total	14	26.42%	6	11.32%	10	18.87%	0	0.00%
MAD RIVER								
Polling	0	-	0	-	0	-	0	-
Absentee	35	40.70%	9	10.47%	10	11.63%	0	0.00%
Early Voting	0	-	0	-	0	-	0	-
Total	35	40.70%	9	10.47%	10	11.63%	0	0.00%
RUTH								
Polling	0	-	0	-	0	-	0	-
Absentee	38	49.35%	8	10.39%	12	15.58%	1	1.30%
Early Voting	0	-	0	-	0	-	0	-
Total	38	49.35%	8	10.39%	12	15.58%	1	1.30%
ZENIA								
Polling	0	-	0	-	0	-	0	-
Absentee	21	43.75%	3	6.25%	11	22.92%	0	0.00%
Early Voting	0	-	0	-	0	-	0	-
Total	21	43.75%	3	6.25%	11	22.92%	0	0.00%
HYAMPOM								
Polling	0	-	0	-	0	-	0	-
Absentee	18	25.35%	4	5.63%	10	14.08%	0	0.00%
Early Voting	0	-	0	-	0	-	0	-
Total	18	25.35%	4	5.63%	10	14.08%	0	0.00%

**CONSOLIDATED STATEWIDE PRIMARY ELECTION
JUNE 3, 2014**

Date:06/12/14
Time:15:12:27
Page:39 of 111

	CONTROLLER							
	DAVID EVANS (REP)		ASHLEY SWEARENGIN (REP)		BETTY T. YEE (DEM)		Write-In Votes	
Total								
Polling	281	31.86%	140	15.87%	151	17.12%	0	0.00%
Absentee	881	34.71%	343	13.51%	471	18.56%	4	0.16%
Early Voting	0	-	0	-	0	-	0	-
Total	1162	33.98%	483	14.12%	622	18.19%	4	0.12%

CONSOLIDATED STATEWIDE PRIMARY ELECTION
JUNE 3, 2014

Date:06/12/14
Time:15:12:27
Page:40 of 111

	TREASURER					
	Reg. Voters	Times Counted	Total Votes	GREG CONLON (REP)	JOHN CHIANG (DEM)	ELLEN H. BROWN (GRN)
Jurisdiction Wide						
COFFEE CREEK						
Polling	128	0	0	0 -	0 -	0 -
Absentee	128	77	66	30 45.45%	33 50.00%	3 4.55%
Early Voting	128	0	0	0 -	0 -	0 -
Total	128	77	66	30 45.45%	33 50.00%	3 4.55%
TRINITY CENTER						
Polling	209	0	0	0 -	0 -	0 -
Absentee	209	153	143	83 58.04%	49 34.27%	11 7.69%
Early Voting	209	0	0	0 -	0 -	0 -
Total	209	153	143	83 58.04%	49 34.27%	11 7.69%
MINERSVILLE						
Polling	95	0	0	0 -	0 -	0 -
Absentee	95	64	53	24 45.28%	26 49.06%	3 5.66%
Early Voting	95	0	0	0 -	0 -	0 -
Total	95	64	53	24 45.28%	26 49.06%	3 5.66%
LEWISTON						
Polling	740	118	111	55 49.55%	49 44.14%	7 6.31%
Absentee	740	275	245	114 46.53%	104 42.45%	27 11.02%
Early Voting	740	0	0	0 -	0 -	0 -
Total	740	393	356	169 47.47%	153 42.98%	34 9.55%
EAST WEAVER						
Polling	332	81	69	17 24.64%	40 57.97%	12 17.39%
Absentee	332	130	122	49 40.16%	57 46.72%	16 13.11%
Early Voting	332	0	0	0 -	0 -	0 -
Total	332	211	191	66 34.55%	97 50.79%	28 14.66%
WEAVERVILLE						
Polling	966	211	192	87 45.31%	83 43.23%	22 11.46%
Absentee	966	329	297	126 42.42%	141 47.47%	29 9.76%
Early Voting	966	0	0	0 -	0 -	0 -
Total	966	540	489	213 43.56%	224 45.81%	51 10.43%
SOUTH WEAVER						
Polling	511	113	103	45 43.69%	44 42.72%	14 13.59%
Absentee	511	159	132	66 50.00%	55 41.67%	11 8.33%
Early Voting	511	0	0	0 -	0 -	0 -
Total	511	272	235	111 47.23%	99 42.13%	25 10.64%
DOUGLAS CITY						
Polling	626	99	86	29 33.72%	47 54.65%	10 11.63%
Absentee	626	228	203	70 34.48%	109 53.69%	24 11.82%
Early Voting	626	0	0	0 -	0 -	0 -
Total	626	327	289	99 34.26%	156 53.98%	34 11.76%
INDIAN CREEK						
Polling	22	0	0	0 -	0 -	0 -
Absentee	22	13	13	4 30.77%	5 38.46%	4 30.77%
Early Voting	22	0	0	0 -	0 -	0 -
Total	22	13	13	4 30.77%	5 38.46%	4 30.77%
HAYFORK						
Polling	631	110	98	46 46.94%	43 43.88%	9 9.18%
Absentee	631	207	189	80 42.33%	89 47.09%	20 10.58%
Early Voting	631	0	0	0 -	0 -	0 -
Total	631	317	287	126 43.90%	132 45.99%	29 10.10%
WILDWOOD						
Polling	37	0	0	0 -	0 -	0 -
Absentee	37	17	15	8 53.33%	6 40.00%	1 6.67%
Early Voting	37	0	0	0 -	0 -	0 -
Total	37	17	15	8 53.33%	6 40.00%	1 6.67%
OREGON MOUNTAIN						
Polling	88	0	0	0 -	0 -	0 -
Absentee	88	55	49	25 51.02%	18 36.73%	6 12.24%
Early Voting	88	0	0	0 -	0 -	0 -
Total	88	55	49	25 51.02%	18 36.73%	6 12.24%
JUNCTION CITY						
Polling	442	75	70	27 38.57%	29 41.43%	14 20.00%

CONSOLIDATED STATEWIDE PRIMARY ELECTION
JUNE 3, 2014

Date:06/12/14
Time:15:12:27
Page:41 of 111

	TREASURER								
	Reg. Voters	Times Counted	Total Votes	GREG CONLON (REP)		JOHN CHIANG (DEM)		ELLEN H. BROWN (GRN)	
Absentee	442	170	155	47	30.32%	91	58.71%	17	10.97%
Early Voting	442	0	0	0	-	0	-	0	-
Total	442	245	225	74	32.89%	120	53.33%	31	13.78%
BIG BAR									
Polling	135	0	0	0	-	0	-	0	-
Absentee	135	78	70	28	40.00%	26	37.14%	16	22.86%
Early Voting	135	0	0	0	-	0	-	0	-
Total	135	78	70	28	40.00%	26	37.14%	16	22.86%
BURNT RANCH									
Polling	141	0	0	0	-	0	-	0	-
Absentee	141	69	62	19	30.65%	36	58.06%	7	11.29%
Early Voting	141	0	0	0	-	0	-	0	-
Total	141	69	62	19	30.65%	36	58.06%	7	11.29%
DENNY									
Polling	167	0	0	0	-	0	-	0	-
Absentee	167	77	74	30	40.54%	31	41.89%	13	17.57%
Early Voting	167	0	0	0	-	0	-	0	-
Total	167	77	74	30	40.54%	31	41.89%	13	17.57%
NORTH WEAVER									
Polling	336	80	70	32	45.71%	33	47.14%	5	7.14%
Absentee	336	139	119	46	38.66%	60	50.42%	11	9.24%
Early Voting	336	0	0	0	-	0	-	0	-
Total	336	219	189	78	41.27%	93	49.21%	16	8.47%
SALYER									
Polling	204	0	0	0	-	0	-	0	-
Absentee	204	69	65	36	55.38%	22	33.85%	7	10.77%
Early Voting	204	0	0	0	-	0	-	0	-
Total	204	69	65	36	55.38%	22	33.85%	7	10.77%
SOUTH HAYFORK									
Polling	576	105	91	54	59.34%	24	26.37%	13	14.29%
Absentee	576	177	169	70	41.42%	71	42.01%	27	15.98%
Early Voting	576	0	0	0	-	0	-	0	-
Total	576	282	260	124	47.69%	95	36.54%	40	15.38%
FOREST GLEN									
Polling	9	0	0	0	-	0	-	0	-
Absentee	9	3	2	2	100.00%	0	0.00%	0	0.00%
Early Voting	9	0	0	0	-	0	-	0	-
Total	9	3	2	2	100.00%	0	0.00%	0	0.00%
POST MOUNTAIN									
Polling	126	0	0	0	-	0	-	0	-
Absentee	126	57	55	22	40.00%	19	34.55%	14	25.45%
Early Voting	126	0	0	0	-	0	-	0	-
Total	126	57	55	22	40.00%	19	34.55%	14	25.45%
MAD RIVER									
Polling	175	0	0	0	-	0	-	0	-
Absentee	175	92	90	47	52.22%	22	24.44%	21	23.33%
Early Voting	175	0	0	0	-	0	-	0	-
Total	175	92	90	47	52.22%	22	24.44%	21	23.33%
RUTH									
Polling	134	0	0	0	-	0	-	0	-
Absentee	134	86	79	48	60.76%	21	26.58%	9	11.39%
Early Voting	134	0	0	0	-	0	-	0	-
Total	134	86	79	48	60.76%	21	26.58%	9	11.39%
ZENIA									
Polling	95	0	0	0	-	0	-	0	-
Absentee	95	54	53	31	58.49%	16	30.19%	6	11.32%
Early Voting	95	0	0	0	-	0	-	0	-
Total	95	54	53	31	58.49%	16	30.19%	6	11.32%
HYAMPOM									
Polling	139	0	0	0	-	0	-	0	-
Absentee	139	77	69	21	30.43%	32	46.38%	16	23.19%
Early Voting	139	0	0	0	-	0	-	0	-
Total	139	77	69	21	30.43%	32	46.38%	16	23.19%

CONSOLIDATED STATEWIDE PRIMARY ELECTION
JUNE 3, 2014

Date:06/12/14
 Time:15:12:27
 Page:42 of 111

TREASURER

	Reg. Voters	Times Counted	Total Votes	GREG CONLON (REP)	JOHN CHIANG (DEM)	ELLEN H. BROWN (GRN)
Total						
Polling	7064	992	890	392 44.04%	392 44.04%	106 11.91%
Absentee	7064	2855	2589	1126 43.49%	1139 43.99%	319 12.32%
Early Voting	7064	0	0	0 -	0 -	0 -
Total	7064	3847	3479	1518 43.63%	1531 44.01%	425 12.22%

CONSOLIDATED STATEWIDE PRIMARY ELECTION
JUNE 3, 2014

Date:06/12/14
 Time:15:12:27
 Page:43 of 111

	TREASURER	
	Write-In Votes	
Jurisdiction Wide		
COFFEE CREEK		
Polling	0	-
Absentee	0	0.00%
Early Voting	0	-
Total	0	0.00%
TRINITY CENTER		
Polling	0	-
Absentee	0	0.00%
Early Voting	0	-
Total	0	0.00%
MINERSVILLE		
Polling	0	-
Absentee	0	0.00%
Early Voting	0	-
Total	0	0.00%
LEWISTON		
Polling	0	0.00%
Absentee	0	0.00%
Early Voting	0	-
Total	0	0.00%
EAST WEAVER		
Polling	0	0.00%
Absentee	0	0.00%
Early Voting	0	-
Total	0	0.00%
WEAVERVILLE		
Polling	0	0.00%
Absentee	1	0.34%
Early Voting	0	-
Total	1	0.20%
SOUTH WEAVER		
Polling	0	0.00%
Absentee	0	0.00%
Early Voting	0	-
Total	0	0.00%
DOUGLAS CITY		
Polling	0	0.00%
Absentee	0	0.00%
Early Voting	0	-
Total	0	0.00%
INDIAN CREEK		
Polling	0	-
Absentee	0	0.00%
Early Voting	0	-
Total	0	0.00%
HAYFORK		
Polling	0	0.00%
Absentee	0	0.00%
Early Voting	0	-
Total	0	0.00%
WILDWOOD		
Polling	0	-
Absentee	0	0.00%
Early Voting	0	-
Total	0	0.00%
OREGON MOUNTAIN		
Polling	0	-
Absentee	0	0.00%
Early Voting	0	-
Total	0	0.00%
JUNCTION CITY		
Polling	0	0.00%

CONSOLIDATED STATEWIDE PRIMARY ELECTION
JUNE 3, 2014

Date:06/12/14
 Time:15:12:27
 Page:44 of 111

	TREASURER	
	Write-In Votes	
Absentee	0	0.00%
Early Voting	0	-
Total	0	0.00%
BIG BAR		
Polling	0	-
Absentee	0	0.00%
Early Voting	0	-
Total	0	0.00%
BURNT RANCH		
Polling	0	-
Absentee	0	0.00%
Early Voting	0	-
Total	0	0.00%
DENNY		
Polling	0	-
Absentee	0	0.00%
Early Voting	0	-
Total	0	0.00%
NORTH WEAVER		
Polling	0	0.00%
Absentee	2	1.68%
Early Voting	0	-
Total	2	1.06%
SALYER		
Polling	0	-
Absentee	0	0.00%
Early Voting	0	-
Total	0	0.00%
SOUTH HAYFORK		
Polling	0	0.00%
Absentee	1	0.59%
Early Voting	0	-
Total	1	0.38%
FOREST GLEN		
Polling	0	-
Absentee	0	0.00%
Early Voting	0	-
Total	0	0.00%
POST MOUNTAIN		
Polling	0	-
Absentee	0	0.00%
Early Voting	0	-
Total	0	0.00%
MAD RIVER		
Polling	0	-
Absentee	0	0.00%
Early Voting	0	-
Total	0	0.00%
RUTH		
Polling	0	-
Absentee	1	1.27%
Early Voting	0	-
Total	1	1.27%
ZENIA		
Polling	0	-
Absentee	0	0.00%
Early Voting	0	-
Total	0	0.00%
HYAMPOM		
Polling	0	-
Absentee	0	0.00%
Early Voting	0	-
Total	0	0.00%

CONSOLIDATED STATEWIDE PRIMARY ELECTION
JUNE 3, 2014

Date:06/12/14
Time:15:12:27
Page:45 of 111

	TREASURER	
	Write-In Votes	
Total		
Polling	0	0.00%
Absentee	5	0.19%
Early Voting	0	-
Total	5	0.14%

CONSOLIDATED STATEWIDE PRIMARY ELECTION
JUNE 3, 2014

Date:06/12/14
Time:15:12:27
Page:46 of 111

	ATTORNEY GENERAL								
	Reg. Voters	Times Counted	Total Votes	DAVID KING (REP)		ORLY TAITZ (NP)		KAMALA D. HARRIS (DEM)	
Jurisdiction Wide									
COFFEE CREEK									
Polling	128	0	0	0	-	0	-	0	-
Absentee	128	77	71	7	9.86%	4	5.63%	29	40.85%
Early Voting	128	0	0	0	-	0	-	0	-
Total	128	77	71	7	9.86%	4	5.63%	29	40.85%
TRINITY CENTER									
Polling	209	0	0	0	-	0	-	0	-
Absentee	209	153	142	23	16.20%	7	4.93%	40	28.17%
Early Voting	209	0	0	0	-	0	-	0	-
Total	209	153	142	23	16.20%	7	4.93%	40	28.17%
MINERSVILLE									
Polling	95	0	0	0	-	0	-	0	-
Absentee	95	64	54	4	7.41%	2	3.70%	26	48.15%
Early Voting	95	0	0	0	-	0	-	0	-
Total	95	64	54	4	7.41%	2	3.70%	26	48.15%
LEWISTON									
Polling	740	118	109	21	19.27%	6	5.50%	43	39.45%
Absentee	740	275	245	20	8.16%	17	6.94%	95	38.78%
Early Voting	740	0	0	0	-	0	-	0	-
Total	740	393	354	41	11.58%	23	6.50%	138	38.98%
EAST WEAVER									
Polling	332	81	65	3	4.62%	7	10.77%	38	58.46%
Absentee	332	130	118	14	11.86%	5	4.24%	56	47.46%
Early Voting	332	0	0	0	-	0	-	0	-
Total	332	211	183	17	9.29%	12	6.56%	94	51.37%
WEAVERVILLE									
Polling	966	211	189	24	12.70%	12	6.35%	71	37.57%
Absentee	966	329	293	26	8.87%	26	8.87%	127	43.34%
Early Voting	966	0	0	0	-	0	-	0	-
Total	966	540	482	50	10.37%	38	7.88%	198	41.08%
SOUTH WEAVER									
Polling	511	113	105	16	15.24%	2	1.90%	37	35.24%
Absentee	511	159	133	23	17.29%	7	5.26%	47	35.34%
Early Voting	511	0	0	0	-	0	-	0	-
Total	511	272	238	39	16.39%	9	3.78%	84	35.29%
DOUGLAS CITY									
Polling	626	99	87	14	16.09%	4	4.60%	46	52.87%
Absentee	626	228	210	20	9.52%	17	8.10%	103	49.05%
Early Voting	626	0	0	0	-	0	-	0	-
Total	626	327	297	34	11.45%	21	7.07%	149	50.17%
INDIAN CREEK									
Polling	22	0	0	0	-	0	-	0	-
Absentee	22	13	13	0	0.00%	1	7.69%	6	46.15%
Early Voting	22	0	0	0	-	0	-	0	-
Total	22	13	13	0	0.00%	1	7.69%	6	46.15%
HAYFORK									
Polling	631	110	99	15	15.15%	3	3.03%	41	41.41%
Absentee	631	207	193	18	9.33%	9	4.66%	85	44.04%
Early Voting	631	0	0	0	-	0	-	0	-
Total	631	317	292	33	11.30%	12	4.11%	126	43.15%
WILDWOOD									
Polling	37	0	0	0	-	0	-	0	-
Absentee	37	17	16	0	0.00%	2	12.50%	6	37.50%
Early Voting	37	0	0	0	-	0	-	0	-
Total	37	17	16	0	0.00%	2	12.50%	6	37.50%
OREGON MOUNTAIN									
Polling	88	0	0	0	-	0	-	0	-
Absentee	88	55	49	3	6.12%	1	2.04%	20	40.82%
Early Voting	88	0	0	0	-	0	-	0	-
Total	88	55	49	3	6.12%	1	2.04%	20	40.82%
JUNCTION CITY									
Polling	442	75	70	4	5.71%	6	8.57%	31	44.29%

**CONSOLIDATED STATEWIDE PRIMARY ELECTION
JUNE 3, 2014**

Date:06/12/14
Time:15:12:28
Page:47 of 111

	ATTORNEY GENERAL									
	Reg. Voters	Times Counted	Total Votes	DAVID KING (REP)		ORLY TAITZ (NP)		KAMALA D. HARRIS (DEM)		
Absentee	442	170	159	9	5.66%	8	5.03%	85	53.46%	
Early Voting	442	0	0	0	-	0	-	0	-	
Total	442	245	229	13	5.68%	14	6.11%	116	50.66%	
BIG BAR										
Polling	135	0	0	0	-	0	-	0	-	
Absentee	135	78	71	8	11.27%	5	7.04%	32	45.07%	
Early Voting	135	0	0	0	-	0	-	0	-	
Total	135	78	71	8	11.27%	5	7.04%	32	45.07%	
BURNT RANCH										
Polling	141	0	0	0	-	0	-	0	-	
Absentee	141	69	64	5	7.81%	1	1.56%	38	59.38%	
Early Voting	141	0	0	0	-	0	-	0	-	
Total	141	69	64	5	7.81%	1	1.56%	38	59.38%	
DENNY										
Polling	167	0	0	0	-	0	-	0	-	
Absentee	167	77	75	5	6.67%	6	8.00%	36	48.00%	
Early Voting	167	0	0	0	-	0	-	0	-	
Total	167	77	75	5	6.67%	6	8.00%	36	48.00%	
NORTH WEAVER										
Polling	336	80	72	11	15.28%	2	2.78%	33	45.83%	
Absentee	336	139	124	19	15.32%	7	5.65%	49	39.52%	
Early Voting	336	0	0	0	-	0	-	0	-	
Total	336	219	196	30	15.31%	9	4.59%	82	41.84%	
SALYER										
Polling	204	0	0	0	-	0	-	0	-	
Absentee	204	69	65	10	15.38%	1	1.54%	25	38.46%	
Early Voting	204	0	0	0	-	0	-	0	-	
Total	204	69	65	10	15.38%	1	1.54%	25	38.46%	
SOUTH HAYFORK										
Polling	576	105	99	18	18.18%	6	6.06%	32	32.32%	
Absentee	576	177	171	12	7.02%	11	6.43%	79	46.20%	
Early Voting	576	0	0	0	-	0	-	0	-	
Total	576	282	270	30	11.11%	17	6.30%	111	41.11%	
FOREST GLEN										
Polling	9	0	0	0	-	0	-	0	-	
Absentee	9	3	2	1	50.00%	0	0.00%	0	0.00%	
Early Voting	9	0	0	0	-	0	-	0	-	
Total	9	3	2	1	50.00%	0	0.00%	0	0.00%	
POST MOUNTAIN										
Polling	126	0	0	0	-	0	-	0	-	
Absentee	126	57	56	4	7.14%	6	10.71%	25	44.64%	
Early Voting	126	0	0	0	-	0	-	0	-	
Total	126	57	56	4	7.14%	6	10.71%	25	44.64%	
MAD RIVER										
Polling	175	0	0	0	-	0	-	0	-	
Absentee	175	92	88	5	5.68%	5	5.68%	28	31.82%	
Early Voting	175	0	0	0	-	0	-	0	-	
Total	175	92	88	5	5.68%	5	5.68%	28	31.82%	
RUTH										
Polling	134	0	0	0	-	0	-	0	-	
Absentee	134	86	79	11	13.92%	7	8.86%	15	18.99%	
Early Voting	134	0	0	0	-	0	-	0	-	
Total	134	86	79	11	13.92%	7	8.86%	15	18.99%	
ZENIA										
Polling	95	0	0	0	-	0	-	0	-	
Absentee	95	54	53	6	11.32%	6	11.32%	14	26.42%	
Early Voting	95	0	0	0	-	0	-	0	-	
Total	95	54	53	6	11.32%	6	11.32%	14	26.42%	
HYAMPOM										
Polling	139	0	0	0	-	0	-	0	-	
Absentee	139	77	72	3	4.17%	1	1.39%	42	58.33%	
Early Voting	139	0	0	0	-	0	-	0	-	
Total	139	77	72	3	4.17%	1	1.39%	42	58.33%	

**CONSOLIDATED STATEWIDE PRIMARY ELECTION
JUNE 3, 2014**

Date:06/12/14
Time:15:12:28
Page:48 of 111

ATTORNEY GENERAL

	Reg. Voters	Times Counted	Total Votes	DAVID KING (REP)		ORLY TAITZ (NP)		KAMALA D. HARRIS (DEM)	
Total									
Polling	7064	992	895	126	14.08%	48	5.36%	372	41.56%
Absentee	7064	2855	2616	256	9.79%	162	6.19%	1108	42.35%
Early Voting	7064	0	0	0	-	0	-	0	-
Total	7064	3847	3511	382	10.88%	210	5.98%	1480	42.15%

CONSOLIDATED STATEWIDE PRIMARY ELECTION
JUNE 3, 2014

Date:06/12/14
Time:15:12:28
Page:49 of 111

	ATTORNEY GENERAL									
	JOHN HAGGERTY (REP)	JONATHAN JAECH (LIB)	RONALD GOLD (REP)	PHIL WYMAN (REP)	Write-In Votes					
Jurisdiction Wide										
COFFEE CREEK										
Polling	0	-	0	-	0	-	0	-		
Absentee	8	11.27%	5	7.04%	7	9.86%	11	15.49%	0	0.00%
Early Voting	0	-	0	-	0	-	0	-	0	-
Total	8	11.27%	5	7.04%	7	9.86%	11	15.49%	0	0.00%
TRINITY CENTER										
Polling	0	-	0	-	0	-	0	-	0	-
Absentee	30	21.13%	3	2.11%	9	6.34%	30	21.13%	0	0.00%
Early Voting	0	-	0	-	0	-	0	-	0	-
Total	30	21.13%	3	2.11%	9	6.34%	30	21.13%	0	0.00%
MINERSVILLE										
Polling	0	-	0	-	0	-	0	-	0	-
Absentee	5	9.26%	0	0.00%	8	14.81%	8	14.81%	1	1.85%
Early Voting	0	-	0	-	0	-	0	-	0	-
Total	5	9.26%	0	0.00%	8	14.81%	8	14.81%	1	1.85%
LEWISTON										
Polling	15	13.76%	1	0.92%	11	10.09%	12	11.01%	0	0.00%
Absentee	30	12.24%	3	1.22%	34	13.88%	46	18.78%	0	0.00%
Early Voting	0	-	0	-	0	-	0	-	0	-
Total	45	12.71%	4	1.13%	45	12.71%	58	16.38%	0	0.00%
EAST WEAVER										
Polling	1	1.54%	1	1.54%	4	6.15%	11	16.92%	0	0.00%
Absentee	14	11.86%	5	4.24%	5	4.24%	19	16.10%	0	0.00%
Early Voting	0	-	0	-	0	-	0	-	0	-
Total	15	8.20%	6	3.28%	9	4.92%	30	16.39%	0	0.00%
WEAVERVILLE										
Polling	13	6.88%	13	6.88%	26	13.76%	30	15.87%	0	0.00%
Absentee	30	10.24%	6	2.05%	24	8.19%	53	18.09%	1	0.34%
Early Voting	0	-	0	-	0	-	0	-	0	-
Total	43	8.92%	19	3.94%	50	10.37%	83	17.22%	1	0.21%
SOUTH WEAVER										
Polling	18	17.14%	7	6.67%	5	4.76%	20	19.05%	0	0.00%
Absentee	7	5.26%	10	7.52%	18	13.53%	21	15.79%	0	0.00%
Early Voting	0	-	0	-	0	-	0	-	0	-
Total	25	10.50%	17	7.14%	23	9.66%	41	17.23%	0	0.00%
DOUGLAS CITY										
Polling	7	8.05%	3	3.45%	4	4.60%	9	10.34%	0	0.00%
Absentee	25	11.90%	13	6.19%	13	6.19%	18	8.57%	1	0.48%
Early Voting	0	-	0	-	0	-	0	-	0	-
Total	32	10.77%	16	5.39%	17	5.72%	27	9.09%	1	0.34%
INDIAN CREEK										
Polling	0	-	0	-	0	-	0	-	0	-
Absentee	0	0.00%	2	15.38%	0	0.00%	4	30.77%	0	0.00%
Early Voting	0	-	0	-	0	-	0	-	0	-
Total	0	0.00%	2	15.38%	0	0.00%	4	30.77%	0	0.00%
HAYFORK										
Polling	11	11.11%	3	3.03%	11	11.11%	15	15.15%	0	0.00%
Absentee	18	9.33%	10	5.18%	20	10.36%	33	17.10%	0	0.00%
Early Voting	0	-	0	-	0	-	0	-	0	-
Total	29	9.93%	13	4.45%	31	10.62%	48	16.44%	0	0.00%
WILDWOOD										
Polling	0	-	0	-	0	-	0	-	0	-
Absentee	0	0.00%	1	6.25%	2	12.50%	5	31.25%	0	0.00%
Early Voting	0	-	0	-	0	-	0	-	0	-
Total	0	0.00%	1	6.25%	2	12.50%	5	31.25%	0	0.00%
OREGON MOUNTAIN										
Polling	0	-	0	-	0	-	0	-	0	-
Absentee	5	10.20%	3	6.12%	5	10.20%	12	24.49%	0	0.00%
Early Voting	0	-	0	-	0	-	0	-	0	-
Total	5	10.20%	3	6.12%	5	10.20%	12	24.49%	0	0.00%
JUNCTION CITY										
Polling	12	17.14%	4	5.71%	3	4.29%	10	14.29%	0	0.00%

CONSOLIDATED STATEWIDE PRIMARY ELECTION
JUNE 3, 2014

Date:06/12/14
Time:15:12:28
Page:50 of 111

	ATTORNEY GENERAL									
	JOHN HAGGERTY (REP)		JONATHAN JAECH (LIB)		RONALD GOLD (REP)		PHIL WYMAN (REP)		Write-In Votes	
Absentee	22	13.84%	7	4.40%	5	3.14%	23	14.47%	0	0.00%
Early Voting	0	-	0	-	0	-	0	-	0	-
Total	34	14.85%	11	4.80%	8	3.49%	33	14.41%	0	0.00%
BIG BAR										
Polling	0	-	0	-	0	-	0	-	0	-
Absentee	7	9.86%	1	1.41%	3	4.23%	15	21.13%	0	0.00%
Early Voting	0	-	0	-	0	-	0	-	0	-
Total	7	9.86%	1	1.41%	3	4.23%	15	21.13%	0	0.00%
BURNT RANCH										
Polling	0	-	0	-	0	-	0	-	0	-
Absentee	8	12.50%	0	0.00%	3	4.69%	9	14.06%	0	0.00%
Early Voting	0	-	0	-	0	-	0	-	0	-
Total	8	12.50%	0	0.00%	3	4.69%	9	14.06%	0	0.00%
DENNY										
Polling	0	-	0	-	0	-	0	-	0	-
Absentee	14	18.67%	3	4.00%	3	4.00%	8	10.67%	0	0.00%
Early Voting	0	-	0	-	0	-	0	-	0	-
Total	14	18.67%	3	4.00%	3	4.00%	8	10.67%	0	0.00%
NORTH WEAVER										
Polling	10	13.89%	3	4.17%	8	11.11%	5	6.94%	0	0.00%
Absentee	14	11.29%	2	1.61%	14	11.29%	19	15.32%	0	0.00%
Early Voting	0	-	0	-	0	-	0	-	0	-
Total	24	12.24%	5	2.55%	22	11.22%	24	12.24%	0	0.00%
SALYER										
Polling	0	-	0	-	0	-	0	-	0	-
Absentee	8	12.31%	0	0.00%	10	15.38%	11	16.92%	0	0.00%
Early Voting	0	-	0	-	0	-	0	-	0	-
Total	8	12.31%	0	0.00%	10	15.38%	11	16.92%	0	0.00%
SOUTH HAYFORK										
Polling	14	14.14%	7	7.07%	9	9.09%	13	13.13%	0	0.00%
Absentee	19	11.11%	10	5.85%	11	6.43%	28	16.37%	1	0.58%
Early Voting	0	-	0	-	0	-	0	-	0	-
Total	33	12.22%	17	6.30%	20	7.41%	41	15.19%	1	0.37%
FOREST GLEN										
Polling	0	-	0	-	0	-	0	-	0	-
Absentee	0	0.00%	0	0.00%	0	0.00%	1	50.00%	0	0.00%
Early Voting	0	-	0	-	0	-	0	-	0	-
Total	0	0.00%	0	0.00%	0	0.00%	1	50.00%	0	0.00%
POST MOUNTAIN										
Polling	0	-	0	-	0	-	0	-	0	-
Absentee	3	5.36%	5	8.93%	2	3.57%	11	19.64%	0	0.00%
Early Voting	0	-	0	-	0	-	0	-	0	-
Total	3	5.36%	5	8.93%	2	3.57%	11	19.64%	0	0.00%
MAD RIVER										
Polling	0	-	0	-	0	-	0	-	0	-
Absentee	18	20.45%	7	7.95%	7	7.95%	18	20.45%	0	0.00%
Early Voting	0	-	0	-	0	-	0	-	0	-
Total	18	20.45%	7	7.95%	7	7.95%	18	20.45%	0	0.00%
RUTH										
Polling	0	-	0	-	0	-	0	-	0	-
Absentee	18	22.78%	5	6.33%	7	8.86%	16	20.25%	0	0.00%
Early Voting	0	-	0	-	0	-	0	-	0	-
Total	18	22.78%	5	6.33%	7	8.86%	16	20.25%	0	0.00%
ZENIA										
Polling	0	-	0	-	0	-	0	-	0	-
Absentee	7	13.21%	2	3.77%	3	5.66%	15	28.30%	0	0.00%
Early Voting	0	-	0	-	0	-	0	-	0	-
Total	7	13.21%	2	3.77%	3	5.66%	15	28.30%	0	0.00%
HYAMPOM										
Polling	0	-	0	-	0	-	0	-	0	-
Absentee	8	11.11%	4	5.56%	7	9.72%	5	6.94%	2	2.78%
Early Voting	0	-	0	-	0	-	0	-	0	-
Total	8	11.11%	4	5.56%	7	9.72%	5	6.94%	2	2.78%

CONSOLIDATED STATEWIDE PRIMARY ELECTION
JUNE 3, 2014

Date:06/12/14
 Time:15:12:28
 Page:51 of 111

ATTORNEY GENERAL

	JOHN HAGGERTY (REP)		JONATHAN JAECH (LIB)		RONALD GOLD (REP)		PHIL WYMAN (REP)		Write-In Votes	
Total										
Polling	101	11.28%	42	4.69%	81	9.05%	125	13.97%	0	0.00%
Absentee	318	12.16%	107	4.09%	220	8.41%	439	16.78%	6	0.23%
Early Voting	0	-	0	-	0	-	0	-	0	-
Total	419	11.93%	149	4.24%	301	8.57%	564	16.06%	6	0.17%

CONSOLIDATED STATEWIDE PRIMARY ELECTION
JUNE 3, 2014

Date:06/12/14
Time:15:12:28
Page:52 of 111

	INSURANCE COMMISSIONER					
	Reg. Voters	Times Counted	Total Votes	DAVE JONES (DEM)	TED GAINES (REP)	NATHALIE HRIZI (PF)
Jurisdiction Wide						
COFFEE CREEK						
Polling	128	0	0	0 -	0 -	0 -
Absentee	128	77	69	29 42.03%	35 50.72%	5 7.25%
Early Voting	128	0	0	0 -	0 -	0 -
Total	128	77	69	29 42.03%	35 50.72%	5 7.25%
TRINITY CENTER						
Polling	209	0	0	0 -	0 -	0 -
Absentee	209	153	143	42 29.37%	91 63.64%	10 6.99%
Early Voting	209	0	0	0 -	0 -	0 -
Total	209	153	143	42 29.37%	91 63.64%	10 6.99%
MINERSVILLE						
Polling	95	0	0	0 -	0 -	0 -
Absentee	95	64	54	25 46.30%	28 51.85%	1 1.85%
Early Voting	95	0	0	0 -	0 -	0 -
Total	95	64	54	25 46.30%	28 51.85%	1 1.85%
LEWISTON						
Polling	740	118	112	49 43.75%	59 52.68%	4 3.57%
Absentee	740	275	244	96 39.34%	131 53.69%	17 6.97%
Early Voting	740	0	0	0 -	0 -	0 -
Total	740	393	356	145 40.73%	190 53.37%	21 5.90%
EAST WEAVER						
Polling	332	81	70	44 62.86%	21 30.00%	5 7.14%
Absentee	332	130	117	54 46.15%	55 47.01%	8 6.84%
Early Voting	332	0	0	0 -	0 -	0 -
Total	332	211	187	98 52.41%	76 40.64%	13 6.95%
WEAVERVILLE						
Polling	966	211	190	73 38.42%	99 52.11%	18 9.47%
Absentee	966	329	291	135 46.39%	137 47.08%	19 6.53%
Early Voting	966	0	0	0 -	0 -	0 -
Total	966	540	481	208 43.24%	236 49.06%	37 7.69%
SOUTH WEAVER						
Polling	511	113	103	45 43.69%	49 47.57%	9 8.74%
Absentee	511	159	135	49 36.30%	78 57.78%	8 5.93%
Early Voting	511	0	0	0 -	0 -	0 -
Total	511	272	238	94 39.50%	127 53.36%	17 7.14%
DOUGLAS CITY						
Polling	626	99	85	43 50.59%	29 34.12%	13 15.29%
Absentee	626	228	212	101 47.64%	86 40.57%	25 11.79%
Early Voting	626	0	0	0 -	0 -	0 -
Total	626	327	297	144 48.48%	115 38.72%	38 12.79%
INDIAN CREEK						
Polling	22	0	0	0 -	0 -	0 -
Absentee	22	13	13	5 38.46%	2 15.38%	6 46.15%
Early Voting	22	0	0	0 -	0 -	0 -
Total	22	13	13	5 38.46%	2 15.38%	6 46.15%
HAYFORK						
Polling	631	110	99	39 39.39%	45 45.45%	15 15.15%
Absentee	631	207	187	89 47.59%	80 42.78%	18 9.63%
Early Voting	631	0	0	0 -	0 -	0 -
Total	631	317	286	128 44.76%	125 43.71%	33 11.54%
WILDWOOD						
Polling	37	0	0	0 -	0 -	0 -
Absentee	37	17	16	7 43.75%	9 56.25%	0 0.00%
Early Voting	37	0	0	0 -	0 -	0 -
Total	37	17	16	7 43.75%	9 56.25%	0 0.00%
OREGON MOUNTAIN						
Polling	88	0	0	0 -	0 -	0 -
Absentee	88	55	51	20 39.22%	26 50.98%	5 9.80%
Early Voting	88	0	0	0 -	0 -	0 -
Total	88	55	51	20 39.22%	26 50.98%	5 9.80%
JUNCTION CITY						
Polling	442	75	67	32 47.76%	25 37.31%	10 14.93%

CONSOLIDATED STATEWIDE PRIMARY ELECTION
JUNE 3, 2014

Date:06/12/14
 Time:15:12:28
 Page:53 of 111

	INSURANCE COMMISSIONER									
	Reg. Voters	Times Counted	Total Votes	DAVE JONES (DEM)		TED GAINES (REP)		NATHALIE HRIZI (PF)		
Absentee	442	170	153	78	50.98%	48	31.37%	27	17.65%	
Early Voting	442	0	0	0	-	0	-	0	-	
Total	442	245	220	110	50.00%	73	33.18%	37	16.82%	
BIG BAR										
Polling	135	0	0	0	-	0	-	0	-	
Absentee	135	78	71	28	39.44%	32	45.07%	11	15.49%	
Early Voting	135	0	0	0	-	0	-	0	-	
Total	135	78	71	28	39.44%	32	45.07%	11	15.49%	
BURNT RANCH										
Polling	141	0	0	0	-	0	-	0	-	
Absentee	141	69	61	33	54.10%	21	34.43%	7	11.48%	
Early Voting	141	0	0	0	-	0	-	0	-	
Total	141	69	61	33	54.10%	21	34.43%	7	11.48%	
DENNY										
Polling	167	0	0	0	-	0	-	0	-	
Absentee	167	77	74	33	44.59%	33	44.59%	8	10.81%	
Early Voting	167	0	0	0	-	0	-	0	-	
Total	167	77	74	33	44.59%	33	44.59%	8	10.81%	
NORTH WEAVER										
Polling	336	80	71	29	40.85%	36	50.70%	6	8.45%	
Absentee	336	139	119	57	47.90%	53	44.54%	9	7.56%	
Early Voting	336	0	0	0	-	0	-	0	-	
Total	336	219	190	86	45.26%	89	46.84%	15	7.89%	
SALYER										
Polling	204	0	0	0	-	0	-	0	-	
Absentee	204	69	65	24	36.92%	38	58.46%	3	4.62%	
Early Voting	204	0	0	0	-	0	-	0	-	
Total	204	69	65	24	36.92%	38	58.46%	3	4.62%	
SOUTH HAYFORK										
Polling	576	105	96	30	31.25%	54	56.25%	12	12.50%	
Absentee	576	177	166	68	40.96%	69	41.57%	29	17.47%	
Early Voting	576	0	0	0	-	0	-	0	-	
Total	576	282	262	98	37.40%	123	46.95%	41	15.65%	
FOREST GLEN										
Polling	9	0	0	0	-	0	-	0	-	
Absentee	9	3	2	0	0.00%	2	100.00%	0	0.00%	
Early Voting	9	0	0	0	-	0	-	0	-	
Total	9	3	2	0	0.00%	2	100.00%	0	0.00%	
POST MOUNTAIN										
Polling	126	0	0	0	-	0	-	0	-	
Absentee	126	57	54	22	40.74%	20	37.04%	12	22.22%	
Early Voting	126	0	0	0	-	0	-	0	-	
Total	126	57	54	22	40.74%	20	37.04%	12	22.22%	
MAD RIVER										
Polling	175	0	0	0	-	0	-	0	-	
Absentee	175	92	88	27	30.68%	43	48.86%	18	20.45%	
Early Voting	175	0	0	0	-	0	-	0	-	
Total	175	92	88	27	30.68%	43	48.86%	18	20.45%	
RUTH										
Polling	134	0	0	0	-	0	-	0	-	
Absentee	134	86	79	19	24.05%	53	67.09%	6	7.59%	
Early Voting	134	0	0	0	-	0	-	0	-	
Total	134	86	79	19	24.05%	53	67.09%	6	7.59%	
ZENIA										
Polling	95	0	0	0	-	0	-	0	-	
Absentee	95	54	52	14	26.92%	31	59.62%	7	13.46%	
Early Voting	95	0	0	0	-	0	-	0	-	
Total	95	54	52	14	26.92%	31	59.62%	7	13.46%	
HYAMPOM										
Polling	139	0	0	0	-	0	-	0	-	
Absentee	139	77	72	35	48.61%	20	27.78%	16	22.22%	
Early Voting	139	0	0	0	-	0	-	0	-	
Total	139	77	72	35	48.61%	20	27.78%	16	22.22%	

CONSOLIDATED STATEWIDE PRIMARY ELECTION
JUNE 3, 2014

Date:06/12/14
 Time:15:12:28
 Page:54 of 111

INSURANCE COMMISSIONER

	Reg. Voters	Times Counted	Total Votes	DAVE JONES (DEM)		TED GAINES (REP)		NATHALIE HRIZI (PF)	
Total									
Polling	7064	992	893	384	43.00%	417	46.70%	92	10.30%
Absentee	7064	2855	2588	1090	42.12%	1221	47.18%	275	10.63%
Early Voting	7064	0	0	0	-	0	-	0	-
Total	7064	3847	3481	1474	42.34%	1638	47.06%	367	10.54%

CONSOLIDATED STATEWIDE PRIMARY ELECTION
JUNE 3, 2014

Date:06/12/14
 Time:15:12:28
 Page:55 of 111

	INSURANCE COMMISSIONER	
	Write-In Votes	
Jurisdiction Wide		
COFFEE CREEK		
Polling	0	-
Absentee	0	0.00%
Early Voting	0	-
Total	0	0.00%
TRINITY CENTER		
Polling	0	-
Absentee	0	0.00%
Early Voting	0	-
Total	0	0.00%
MINERSVILLE		
Polling	0	-
Absentee	0	0.00%
Early Voting	0	-
Total	0	0.00%
LEWISTON		
Polling	0	0.00%
Absentee	0	0.00%
Early Voting	0	-
Total	0	0.00%
EAST WEAVER		
Polling	0	0.00%
Absentee	0	0.00%
Early Voting	0	-
Total	0	0.00%
WEAVERVILLE		
Polling	0	0.00%
Absentee	0	0.00%
Early Voting	0	-
Total	0	0.00%
SOUTH WEAVER		
Polling	0	0.00%
Absentee	0	0.00%
Early Voting	0	-
Total	0	0.00%
DOUGLAS CITY		
Polling	0	0.00%
Absentee	0	0.00%
Early Voting	0	-
Total	0	0.00%
INDIAN CREEK		
Polling	0	-
Absentee	0	0.00%
Early Voting	0	-
Total	0	0.00%
HAYFORK		
Polling	0	0.00%
Absentee	0	0.00%
Early Voting	0	-
Total	0	0.00%
WILDWOOD		
Polling	0	-
Absentee	0	0.00%
Early Voting	0	-
Total	0	0.00%
OREGON MOUNTAIN		
Polling	0	-
Absentee	0	0.00%
Early Voting	0	-
Total	0	0.00%
JUNCTION CITY		
Polling	0	0.00%

CONSOLIDATED STATEWIDE PRIMARY ELECTION
JUNE 3, 2014

Date:06/12/14
 Time:15:12:28
 Page:56 of 111

	INSURANCE COMMISSIONER	
	Write-In Votes	
Absentee	0	0.00%
Early Voting	0	-
Total	0	0.00%
BIG BAR		
Polling	0	-
Absentee	0	0.00%
Early Voting	0	-
Total	0	0.00%
BURNT RANCH		
Polling	0	-
Absentee	0	0.00%
Early Voting	0	-
Total	0	0.00%
DENNY		
Polling	0	-
Absentee	0	0.00%
Early Voting	0	-
Total	0	0.00%
NORTH WEAVER		
Polling	0	0.00%
Absentee	0	0.00%
Early Voting	0	-
Total	0	0.00%
SALYER		
Polling	0	-
Absentee	0	0.00%
Early Voting	0	-
Total	0	0.00%
SOUTH HAYFORK		
Polling	0	0.00%
Absentee	0	0.00%
Early Voting	0	-
Total	0	0.00%
FOREST GLEN		
Polling	0	-
Absentee	0	0.00%
Early Voting	0	-
Total	0	0.00%
POST MOUNTAIN		
Polling	0	-
Absentee	0	0.00%
Early Voting	0	-
Total	0	0.00%
MAD RIVER		
Polling	0	-
Absentee	0	0.00%
Early Voting	0	-
Total	0	0.00%
RUTH		
Polling	0	-
Absentee	1	1.27%
Early Voting	0	-
Total	1	1.27%
ZENIA		
Polling	0	-
Absentee	0	0.00%
Early Voting	0	-
Total	0	0.00%
HYAMPOM		
Polling	0	-
Absentee	1	1.39%
Early Voting	0	-
Total	1	1.39%

CONSOLIDATED STATEWIDE PRIMARY ELECTION
JUNE 3, 2014

Date:06/12/14
Time:15:12:28
Page:57 of 111

	INSURANCE COMMISSIONER	
	Write-In Votes	
Total		
Polling	0	0.00%
Absentee	2	0.08%
Early Voting	0	-
Total	2	0.06%

CONSOLIDATED STATEWIDE PRIMARY ELECTION
JUNE 3, 2014

Date:06/12/14
Time:15:12:28
Page:58 of 111

	BOARD OF EQUALIZATION MEMBER								
	Reg. Voters	Times Counted	Total Votes	FIONA MA (DEM)		JAMES E. THEIS (REP)		Write-In Votes	
Jurisdiction Wide									
COFFEE CREEK									
Polling	128	0	0	0	-	0	-	0	-
Absentee	128	77	65	32	49.23%	33	50.77%	0	0.00%
Early Voting	128	0	0	0	-	0	-	0	-
Total	128	77	65	32	49.23%	33	50.77%	0	0.00%
TRINITY CENTER									
Polling	209	0	0	0	-	0	-	0	-
Absentee	209	153	138	53	38.41%	85	61.59%	0	0.00%
Early Voting	209	0	0	0	-	0	-	0	-
Total	209	153	138	53	38.41%	85	61.59%	0	0.00%
MINERSVILLE									
Polling	95	0	0	0	-	0	-	0	-
Absentee	95	64	53	30	56.60%	22	41.51%	1	1.89%
Early Voting	95	0	0	0	-	0	-	0	-
Total	95	64	53	30	56.60%	22	41.51%	1	1.89%
LEWISTON									
Polling	740	118	111	47	42.34%	64	57.66%	0	0.00%
Absentee	740	275	235	112	47.66%	123	52.34%	0	0.00%
Early Voting	740	0	0	0	-	0	-	0	-
Total	740	393	346	159	45.95%	187	54.05%	0	0.00%
EAST WEAVER									
Polling	332	81	72	50	69.44%	22	30.56%	0	0.00%
Absentee	332	130	116	68	58.62%	48	41.38%	0	0.00%
Early Voting	332	0	0	0	-	0	-	0	-
Total	332	211	188	118	62.77%	70	37.23%	0	0.00%
WEAVERVILLE									
Polling	966	211	184	89	48.37%	95	51.63%	0	0.00%
Absentee	966	329	284	155	54.58%	128	45.07%	1	0.35%
Early Voting	966	0	0	0	-	0	-	0	-
Total	966	540	468	244	52.14%	223	47.65%	1	0.21%
SOUTH WEAVER									
Polling	511	113	103	51	49.51%	51	49.51%	1	0.97%
Absentee	511	159	125	60	48.00%	65	52.00%	0	0.00%
Early Voting	511	0	0	0	-	0	-	0	-
Total	511	272	228	111	48.68%	116	50.88%	1	0.44%
DOUGLAS CITY									
Polling	626	99	85	51	60.00%	34	40.00%	0	0.00%
Absentee	626	228	197	110	55.84%	87	44.16%	0	0.00%
Early Voting	626	0	0	0	-	0	-	0	-
Total	626	327	282	161	57.09%	121	42.91%	0	0.00%
INDIAN CREEK									
Polling	22	0	0	0	-	0	-	0	-
Absentee	22	13	13	9	69.23%	4	30.77%	0	0.00%
Early Voting	22	0	0	0	-	0	-	0	-
Total	22	13	13	9	69.23%	4	30.77%	0	0.00%
HAYFORK									
Polling	631	110	99	46	46.46%	53	53.54%	0	0.00%
Absentee	631	207	181	105	58.01%	76	41.99%	0	0.00%
Early Voting	631	0	0	0	-	0	-	0	-
Total	631	317	280	151	53.93%	129	46.07%	0	0.00%
WILDWOOD									
Polling	37	0	0	0	-	0	-	0	-
Absentee	37	17	16	9	56.25%	7	43.75%	0	0.00%
Early Voting	37	0	0	0	-	0	-	0	-
Total	37	17	16	9	56.25%	7	43.75%	0	0.00%
OREGON MOUNTAIN									
Polling	88	0	0	0	-	0	-	0	-
Absentee	88	55	46	24	52.17%	22	47.83%	0	0.00%
Early Voting	88	0	0	0	-	0	-	0	-
Total	88	55	46	24	52.17%	22	47.83%	0	0.00%
JUNCTION CITY									
Polling	442	75	67	39	58.21%	28	41.79%	0	0.00%

**CONSOLIDATED STATEWIDE PRIMARY ELECTION
JUNE 3, 2014**

Date:06/12/14
Time:15:12:28
Page:59 of 111

	BOARD OF EQUALIZATION MEMBER								
	Reg. Voters	Times Counted	Total Votes	FIONA MA (DEM)		JAMES E. THEIS (REP)		Write-In Votes	
Absentee	442	170	153	97	63.40%	56	36.60%	0	0.00%
Early Voting	442	0	0	0	-	0	-	0	-
Total	442	245	220	136	61.82%	84	38.18%	0	0.00%
BIG BAR									
Polling	135	0	0	0	-	0	-	0	-
Absentee	135	78	70	33	47.14%	37	52.86%	0	0.00%
Early Voting	135	0	0	0	-	0	-	0	-
Total	135	78	70	33	47.14%	37	52.86%	0	0.00%
BURNT RANCH									
Polling	141	0	0	0	-	0	-	0	-
Absentee	141	69	61	39	63.93%	22	36.07%	0	0.00%
Early Voting	141	0	0	0	-	0	-	0	-
Total	141	69	61	39	63.93%	22	36.07%	0	0.00%
DENNY									
Polling	167	0	0	0	-	0	-	0	-
Absentee	167	77	72	40	55.56%	32	44.44%	0	0.00%
Early Voting	167	0	0	0	-	0	-	0	-
Total	167	77	72	40	55.56%	32	44.44%	0	0.00%
NORTH WEAVER									
Polling	336	80	69	38	55.07%	31	44.93%	0	0.00%
Absentee	336	139	116	55	47.41%	59	50.86%	2	1.72%
Early Voting	336	0	0	0	-	0	-	0	-
Total	336	219	185	93	50.27%	90	48.65%	2	1.08%
SALYER									
Polling	204	0	0	0	-	0	-	0	-
Absentee	204	69	61	24	39.34%	37	60.66%	0	0.00%
Early Voting	204	0	0	0	-	0	-	0	-
Total	204	69	61	24	39.34%	37	60.66%	0	0.00%
SOUTH HAYFORK									
Polling	576	105	97	41	42.27%	56	57.73%	0	0.00%
Absentee	576	177	159	77	48.43%	82	51.57%	0	0.00%
Early Voting	576	0	0	0	-	0	-	0	-
Total	576	282	256	118	46.09%	138	53.91%	0	0.00%
FOREST GLEN									
Polling	9	0	0	0	-	0	-	0	-
Absentee	9	3	2	1	50.00%	1	50.00%	0	0.00%
Early Voting	9	0	0	0	-	0	-	0	-
Total	9	3	2	1	50.00%	1	50.00%	0	0.00%
POST MOUNTAIN									
Polling	126	0	0	0	-	0	-	0	-
Absentee	126	57	54	29	53.70%	25	46.30%	0	0.00%
Early Voting	126	0	0	0	-	0	-	0	-
Total	126	57	54	29	53.70%	25	46.30%	0	0.00%
MAD RIVER									
Polling	175	0	0	0	-	0	-	0	-
Absentee	175	92	88	36	40.91%	51	57.95%	1	1.14%
Early Voting	175	0	0	0	-	0	-	0	-
Total	175	92	88	36	40.91%	51	57.95%	1	1.14%
RUTH									
Polling	134	0	0	0	-	0	-	0	-
Absentee	134	86	74	24	32.43%	49	66.22%	1	1.35%
Early Voting	134	0	0	0	-	0	-	0	-
Total	134	86	74	24	32.43%	49	66.22%	1	1.35%
ZENIA									
Polling	95	0	0	0	-	0	-	0	-
Absentee	95	54	51	25	49.02%	26	50.98%	0	0.00%
Early Voting	95	0	0	0	-	0	-	0	-
Total	95	54	51	25	49.02%	26	50.98%	0	0.00%
HYAMPOM									
Polling	139	0	0	0	-	0	-	0	-
Absentee	139	77	67	45	67.16%	21	31.34%	1	1.49%
Early Voting	139	0	0	0	-	0	-	0	-
Total	139	77	67	45	67.16%	21	31.34%	1	1.49%

CONSOLIDATED STATEWIDE PRIMARY ELECTION
JUNE 3, 2014

Date:06/12/14
 Time:15:12:28
 Page:60 of 111

BOARD OF EQUALIZATION MEMBER

	Reg. Voters	Times Counted	Total Votes	FIONA MA (DEM)	JAMES E. THEIS (REP)	Write-In Votes
Total						
Polling	7064	992	887	452 50.96%	434 48.93%	1 0.11%
Absentee	7064	2855	2497	1292 51.74%	1198 47.98%	7 0.28%
Early Voting	7064	0	0	0 -	0 -	0 -
Total	7064	3847	3384	1744 51.54%	1632 48.23%	8 0.24%

CONSOLIDATED STATEWIDE PRIMARY ELECTION
JUNE 3, 2014

Date:06/12/14
Time:15:12:28
Page:61 of 111

US REPRESENTATIVE DISTRICT 2									
	Reg. Voters	Times Counted	Total Votes	DALE K. MENSING (REP)		ANDY CAFFREY (DEM)		JARED HUFFMAN (DEM)	
Jurisdiction Wide									
COFFEE CREEK									
Polling	128	0	0	0	-	0	-	0	-
Absentee	128	77	67	25	37.31%	6	8.96%	36	53.73%
Early Voting	128	0	0	0	-	0	-	0	-
Total	128	77	67	25	37.31%	6	8.96%	36	53.73%
TRINITY CENTER									
Polling	209	0	0	0	-	0	-	0	-
Absentee	209	153	133	75	56.39%	8	6.02%	50	37.59%
Early Voting	209	0	0	0	-	0	-	0	-
Total	209	153	133	75	56.39%	8	6.02%	50	37.59%
MINERSVILLE									
Polling	95	0	0	0	-	0	-	0	-
Absentee	95	64	56	25	44.64%	6	10.71%	25	44.64%
Early Voting	95	0	0	0	-	0	-	0	-
Total	95	64	56	25	44.64%	6	10.71%	25	44.64%
LEWISTON									
Polling	740	118	113	60	53.10%	18	15.93%	35	30.97%
Absentee	740	275	242	109	45.04%	28	11.57%	105	43.39%
Early Voting	740	0	0	0	-	0	-	0	-
Total	740	393	355	169	47.61%	46	12.96%	140	39.44%
EAST WEAVER									
Polling	332	81	71	25	35.21%	11	15.49%	35	49.30%
Absentee	332	130	120	46	38.33%	15	12.50%	59	49.17%
Early Voting	332	0	0	0	-	0	-	0	-
Total	332	211	191	71	37.17%	26	13.61%	94	49.21%
WEAVERVILLE									
Polling	966	211	189	85	44.97%	35	18.52%	69	36.51%
Absentee	966	329	283	120	42.40%	36	12.72%	127	44.88%
Early Voting	966	0	0	0	-	0	-	0	-
Total	966	540	472	205	43.43%	71	15.04%	196	41.53%
SOUTH WEAVER									
Polling	511	113	100	47	47.00%	14	14.00%	39	39.00%
Absentee	511	159	132	69	52.27%	15	11.36%	48	36.36%
Early Voting	511	0	0	0	-	0	-	0	-
Total	511	272	232	116	50.00%	29	12.50%	87	37.50%
DOUGLAS CITY									
Polling	626	99	90	32	35.56%	10	11.11%	48	53.33%
Absentee	626	228	211	82	38.86%	33	15.64%	96	45.50%
Early Voting	626	0	0	0	-	0	-	0	-
Total	626	327	301	114	37.87%	43	14.29%	144	47.84%
INDIAN CREEK									
Polling	22	0	0	0	-	0	-	0	-
Absentee	22	13	12	5	41.67%	1	8.33%	6	50.00%
Early Voting	22	0	0	0	-	0	-	0	-
Total	22	13	12	5	41.67%	1	8.33%	6	50.00%
HAYFORK									
Polling	631	110	97	46	47.42%	19	19.59%	32	32.99%
Absentee	631	207	189	75	39.68%	22	11.64%	92	48.68%
Early Voting	631	0	0	0	-	0	-	0	-
Total	631	317	286	121	42.31%	41	14.34%	124	43.36%
WILDWOOD									
Polling	37	0	0	0	-	0	-	0	-
Absentee	37	17	17	7	41.18%	5	29.41%	5	29.41%
Early Voting	37	0	0	0	-	0	-	0	-
Total	37	17	17	7	41.18%	5	29.41%	5	29.41%
OREGON MOUNTAIN									
Polling	88	0	0	0	-	0	-	0	-
Absentee	88	55	50	25	50.00%	8	16.00%	17	34.00%
Early Voting	88	0	0	0	-	0	-	0	-
Total	88	55	50	25	50.00%	8	16.00%	17	34.00%
JUNCTION CITY									
Polling	442	75	70	23	32.86%	16	22.86%	31	44.29%

CONSOLIDATED STATEWIDE PRIMARY ELECTION
JUNE 3, 2014

Date:06/12/14
Time:15:12:29
Page:62 of 111

US REPRESENTATIVE DISTRICT 2										
	Reg. Voters	Times Counted	Total Votes	DALE K. MENSING (REP)		ANDY CAFFREY (DEM)		JARED HUFFMAN (DEM)		
Absentee	442	170	155	49	31.61%	30	19.35%	75	48.39%	
Early Voting	442	0	0	0	-	0	-	0	-	
Total	442	245	225	72	32.00%	46	20.44%	106	47.11%	
BIG BAR										
Polling	135	0	0	0	-	0	-	0	-	
Absentee	135	78	73	36	49.32%	6	8.22%	31	42.47%	
Early Voting	135	0	0	0	-	0	-	0	-	
Total	135	78	73	36	49.32%	6	8.22%	31	42.47%	
BURNT RANCH										
Polling	141	0	0	0	-	0	-	0	-	
Absentee	141	69	63	20	31.75%	5	7.94%	38	60.32%	
Early Voting	141	0	0	0	-	0	-	0	-	
Total	141	69	63	20	31.75%	5	7.94%	38	60.32%	
DENNY										
Polling	167	0	0	0	-	0	-	0	-	
Absentee	167	77	75	35	46.67%	5	6.67%	35	46.67%	
Early Voting	167	0	0	0	-	0	-	0	-	
Total	167	77	75	35	46.67%	5	6.67%	35	46.67%	
NORTH WEAVER										
Polling	336	80	73	29	39.73%	7	9.59%	37	50.68%	
Absentee	336	139	119	48	40.34%	12	10.08%	59	49.58%	
Early Voting	336	0	0	0	-	0	-	0	-	
Total	336	219	192	77	40.10%	19	9.90%	96	50.00%	
SALYER										
Polling	204	0	0	0	-	0	-	0	-	
Absentee	204	69	65	36	55.38%	5	7.69%	24	36.92%	
Early Voting	204	0	0	0	-	0	-	0	-	
Total	204	69	65	36	55.38%	5	7.69%	24	36.92%	
SOUTH HAYFORK										
Polling	576	105	99	52	52.53%	12	12.12%	35	35.35%	
Absentee	576	177	168	69	41.07%	26	15.48%	73	43.45%	
Early Voting	576	0	0	0	-	0	-	0	-	
Total	576	282	267	121	45.32%	38	14.23%	108	40.45%	
FOREST GLEN										
Polling	9	0	0	0	-	0	-	0	-	
Absentee	9	3	3	3	100.00%	0	0.00%	0	0.00%	
Early Voting	9	0	0	0	-	0	-	0	-	
Total	9	3	3	3	100.00%	0	0.00%	0	0.00%	
POST MOUNTAIN										
Polling	126	0	0	0	-	0	-	0	-	
Absentee	126	57	55	21	38.18%	14	25.45%	20	36.36%	
Early Voting	126	0	0	0	-	0	-	0	-	
Total	126	57	55	21	38.18%	14	25.45%	20	36.36%	
MAD RIVER										
Polling	175	0	0	0	-	0	-	0	-	
Absentee	175	92	86	48	55.81%	8	9.30%	29	33.72%	
Early Voting	175	0	0	0	-	0	-	0	-	
Total	175	92	86	48	55.81%	8	9.30%	29	33.72%	
RUTH										
Polling	134	0	0	0	-	0	-	0	-	
Absentee	134	86	74	45	60.81%	8	10.81%	20	27.03%	
Early Voting	134	0	0	0	-	0	-	0	-	
Total	134	86	74	45	60.81%	8	10.81%	20	27.03%	
ZENIA										
Polling	95	0	0	0	-	0	-	0	-	
Absentee	95	54	49	24	48.98%	9	18.37%	16	32.65%	
Early Voting	95	0	0	0	-	0	-	0	-	
Total	95	54	49	24	48.98%	9	18.37%	16	32.65%	
HYAMPOM										
Polling	139	0	0	0	-	0	-	0	-	
Absentee	139	77	69	18	26.09%	10	14.49%	39	56.52%	
Early Voting	139	0	0	0	-	0	-	0	-	
Total	139	77	69	18	26.09%	10	14.49%	39	56.52%	

CONSOLIDATED STATEWIDE PRIMARY ELECTION
JUNE 3, 2014

Date:06/12/14
 Time:15:12:29
 Page:63 of 111

US REPRESENTATIVE DISTRICT 2

	Reg. Voters	Times Counted	Total Votes	DALE K. MENSING (REP)	ANDY CAFFREY (DEM)	JARED HUFFMAN (DEM)
Total						
Polling	7064	992	902	399 44.24%	142 15.74%	361 40.02%
Absentee	7064	2855	2566	1115 43.45%	321 12.51%	1125 43.84%
Early Voting	7064	0	0	0 -	0 -	0 -
Total	7064	3847	3468	1514 43.66%	463 13.35%	1486 42.85%

CONSOLIDATED STATEWIDE PRIMARY ELECTION
JUNE 3, 2014

Date:06/12/14
 Time:15:12:29
 Page:64 of 111

	US REPRESENTATIVE DISTRICT 2 Write-In Votes	
Jurisdiction Wide		
COFFEE CREEK		
Polling	0	-
Absentee	0	0.00%
Early Voting	0	-
Total	0	0.00%
TRINITY CENTER		
Polling	0	-
Absentee	0	0.00%
Early Voting	0	-
Total	0	0.00%
MINERSVILLE		
Polling	0	-
Absentee	0	0.00%
Early Voting	0	-
Total	0	0.00%
LEWISTON		
Polling	0	0.00%
Absentee	0	0.00%
Early Voting	0	-
Total	0	0.00%
EAST WEAVER		
Polling	0	0.00%
Absentee	0	0.00%
Early Voting	0	-
Total	0	0.00%
WEAVERVILLE		
Polling	0	0.00%
Absentee	0	0.00%
Early Voting	0	-
Total	0	0.00%
SOUTH WEAVER		
Polling	0	0.00%
Absentee	0	0.00%
Early Voting	0	-
Total	0	0.00%
DOUGLAS CITY		
Polling	0	0.00%
Absentee	0	0.00%
Early Voting	0	-
Total	0	0.00%
INDIAN CREEK		
Polling	0	-
Absentee	0	0.00%
Early Voting	0	-
Total	0	0.00%
HAYFORK		
Polling	0	0.00%
Absentee	0	0.00%
Early Voting	0	-
Total	0	0.00%
WILDWOOD		
Polling	0	-
Absentee	0	0.00%
Early Voting	0	-
Total	0	0.00%
OREGON MOUNTAIN		
Polling	0	-
Absentee	0	0.00%
Early Voting	0	-
Total	0	0.00%
JUNCTION CITY		
Polling	0	0.00%

CONSOLIDATED STATEWIDE PRIMARY ELECTION
JUNE 3, 2014

Date:06/12/14
 Time:15:12:29
 Page:65 of 111

	US REPRESENTATIVE DISTRICT 2 Write-In Votes	
Absentee	1	0.65%
Early Voting	0	-
Total	1	0.44%
BIG BAR		
Polling	0	-
Absentee	0	0.00%
Early Voting	0	-
Total	0	0.00%
BURNT RANCH		
Polling	0	-
Absentee	0	0.00%
Early Voting	0	-
Total	0	0.00%
DENNY		
Polling	0	-
Absentee	0	0.00%
Early Voting	0	-
Total	0	0.00%
NORTH WEAVER		
Polling	0	0.00%
Absentee	0	0.00%
Early Voting	0	-
Total	0	0.00%
SALYER		
Polling	0	-
Absentee	0	0.00%
Early Voting	0	-
Total	0	0.00%
SOUTH HAYFORK		
Polling	0	0.00%
Absentee	0	0.00%
Early Voting	0	-
Total	0	0.00%
FOREST GLEN		
Polling	0	-
Absentee	0	0.00%
Early Voting	0	-
Total	0	0.00%
POST MOUNTAIN		
Polling	0	-
Absentee	0	0.00%
Early Voting	0	-
Total	0	0.00%
MAD RIVER		
Polling	0	-
Absentee	1	1.16%
Early Voting	0	-
Total	1	1.16%
RUTH		
Polling	0	-
Absentee	1	1.35%
Early Voting	0	-
Total	1	1.35%
ZENIA		
Polling	0	-
Absentee	0	0.00%
Early Voting	0	-
Total	0	0.00%
HYAMPOM		
Polling	0	-
Absentee	2	2.90%
Early Voting	0	-
Total	2	2.90%

CONSOLIDATED STATEWIDE PRIMARY ELECTION
JUNE 3, 2014

Date:06/12/14
Time:15:12:29
Page:66 of 111

	US REPRESENTATIVE DISTRICT 2 Write-In Votes	
Total		
Polling	0	0.00%
Absentee	5	0.19%
Early Voting	0	-
Total	5	0.14%

CONSOLIDATED STATEWIDE PRIMARY ELECTION
JUNE 3, 2014

Date:06/12/14
Time:15:12:29
Page:67 of 111

STATE SENATOR DIST 2									
	Reg. Voters	Times Counted	Total Votes	MIKE MCGUIRE (DEM)		LAWRENCE R. WIESNER (REP)		DEREK KNELL (DEM)	
Jurisdiction Wide									
COFFEE CREEK									
Polling	128	0	0	0	-	0	-	0	-
Absentee	128	77	67	26	38.81%	31	46.27%	8	11.94%
Early Voting	128	0	0	0	-	0	-	0	-
Total	128	77	67	26	38.81%	31	46.27%	8	11.94%
TRINITY CENTER									
Polling	209	0	0	0	-	0	-	0	-
Absentee	209	153	137	36	26.28%	84	61.31%	5	3.65%
Early Voting	209	0	0	0	-	0	-	0	-
Total	209	153	137	36	26.28%	84	61.31%	5	3.65%
MINERSVILLE									
Polling	95	0	0	0	-	0	-	0	-
Absentee	95	64	57	23	40.35%	26	45.61%	5	8.77%
Early Voting	95	0	0	0	-	0	-	0	-
Total	95	64	57	23	40.35%	26	45.61%	5	8.77%
LEWISTON									
Polling	740	118	111	41	36.94%	59	53.15%	7	6.31%
Absentee	740	275	244	78	31.97%	132	54.10%	14	5.74%
Early Voting	740	0	0	0	-	0	-	0	-
Total	740	393	355	119	33.52%	191	53.80%	21	5.92%
EAST WEAVER									
Polling	332	81	67	34	50.75%	25	37.31%	3	4.48%
Absentee	332	130	119	57	47.90%	51	42.86%	7	5.88%
Early Voting	332	0	0	0	-	0	-	0	-
Total	332	211	186	91	48.92%	76	40.86%	10	5.38%
WEAVERVILLE									
Polling	966	211	187	64	34.22%	90	48.13%	23	12.30%
Absentee	966	329	286	111	38.81%	137	47.90%	19	6.64%
Early Voting	966	0	0	0	-	0	-	0	-
Total	966	540	473	175	37.00%	227	47.99%	42	8.88%
SOUTH WEAVER									
Polling	511	113	100	30	30.00%	53	53.00%	7	7.00%
Absentee	511	159	133	31	23.31%	79	59.40%	9	6.77%
Early Voting	511	0	0	0	-	0	-	0	-
Total	511	272	233	61	26.18%	132	56.65%	16	6.87%
DOUGLAS CITY									
Polling	626	99	89	41	46.07%	28	31.46%	8	8.99%
Absentee	626	228	209	93	44.50%	83	39.71%	16	7.66%
Early Voting	626	0	0	0	-	0	-	0	-
Total	626	327	298	134	44.97%	111	37.25%	24	8.05%
INDIAN CREEK									
Polling	22	0	0	0	-	0	-	0	-
Absentee	22	13	13	9	69.23%	2	15.38%	1	7.69%
Early Voting	22	0	0	0	-	0	-	0	-
Total	22	13	13	9	69.23%	2	15.38%	1	7.69%
HAYFORK									
Polling	631	110	100	32	32.00%	50	50.00%	6	6.00%
Absentee	631	207	186	77	41.40%	78	41.94%	18	9.68%
Early Voting	631	0	0	0	-	0	-	0	-
Total	631	317	286	109	38.11%	128	44.76%	24	8.39%
WILDWOOD									
Polling	37	0	0	0	-	0	-	0	-
Absentee	37	17	17	5	29.41%	9	52.94%	1	5.88%
Early Voting	37	0	0	0	-	0	-	0	-
Total	37	17	17	5	29.41%	9	52.94%	1	5.88%
OREGON MOUNTAIN									
Polling	88	0	0	0	-	0	-	0	-
Absentee	88	55	48	21	43.75%	26	54.17%	0	0.00%
Early Voting	88	0	0	0	-	0	-	0	-
Total	88	55	48	21	43.75%	26	54.17%	0	0.00%
JUNCTION CITY									
Polling	442	75	68	33	48.53%	22	32.35%	10	14.71%

CONSOLIDATED STATEWIDE PRIMARY ELECTION
JUNE 3, 2014

Date:06/12/14
Time:15:12:29
Page:68 of 111

STATE SENATOR DIST 2										
	Reg. Voters	Times Counted	Total Votes	MIKE MCGUIRE (DEM)		LAWRENCE R. WIESNER (REP)		DEREK KNELL (DEM)		
Absentee	442	170	156	65	41.67%	53	33.97%	25	16.03%	
Early Voting	442	0	0	0	-	0	-	0	-	
Total	442	245	224	98	43.75%	75	33.48%	35	15.63%	
BIG BAR										
Polling	135	0	0	0	-	0	-	0	-	
Absentee	135	78	71	25	35.21%	34	47.89%	8	11.27%	
Early Voting	135	0	0	0	-	0	-	0	-	
Total	135	78	71	25	35.21%	34	47.89%	8	11.27%	
BURNT RANCH										
Polling	141	0	0	0	-	0	-	0	-	
Absentee	141	69	62	36	58.06%	20	32.26%	1	1.61%	
Early Voting	141	0	0	0	-	0	-	0	-	
Total	141	69	62	36	58.06%	20	32.26%	1	1.61%	
DENNY										
Polling	167	0	0	0	-	0	-	0	-	
Absentee	167	77	75	30	40.00%	34	45.33%	7	9.33%	
Early Voting	167	0	0	0	-	0	-	0	-	
Total	167	77	75	30	40.00%	34	45.33%	7	9.33%	
NORTH WEAVER										
Polling	336	80	71	29	40.85%	34	47.89%	7	9.86%	
Absentee	336	139	121	49	40.50%	52	42.98%	9	7.44%	
Early Voting	336	0	0	0	-	0	-	0	-	
Total	336	219	192	78	40.63%	86	44.79%	16	8.33%	
SALYER										
Polling	204	0	0	0	-	0	-	0	-	
Absentee	204	69	63	19	30.16%	35	55.56%	6	9.52%	
Early Voting	204	0	0	0	-	0	-	0	-	
Total	204	69	63	19	30.16%	35	55.56%	6	9.52%	
SOUTH HAYFORK										
Polling	576	105	100	27	27.00%	55	55.00%	6	6.00%	
Absentee	576	177	168	63	37.50%	70	41.67%	17	10.12%	
Early Voting	576	0	0	0	-	0	-	0	-	
Total	576	282	268	90	33.58%	125	46.64%	23	8.58%	
FOREST GLEN										
Polling	9	0	0	0	-	0	-	0	-	
Absentee	9	3	3	0	0.00%	3	100.00%	0	0.00%	
Early Voting	9	0	0	0	-	0	-	0	-	
Total	9	3	3	0	0.00%	3	100.00%	0	0.00%	
POST MOUNTAIN										
Polling	126	0	0	0	-	0	-	0	-	
Absentee	126	57	54	23	42.59%	22	40.74%	4	7.41%	
Early Voting	126	0	0	0	-	0	-	0	-	
Total	126	57	54	23	42.59%	22	40.74%	4	7.41%	
MAD RIVER										
Polling	175	0	0	0	-	0	-	0	-	
Absentee	175	92	86	31	36.05%	41	47.67%	4	4.65%	
Early Voting	175	0	0	0	-	0	-	0	-	
Total	175	92	86	31	36.05%	41	47.67%	4	4.65%	
RUTH										
Polling	134	0	0	0	-	0	-	0	-	
Absentee	134	86	78	23	29.49%	54	69.23%	1	1.28%	
Early Voting	134	0	0	0	-	0	-	0	-	
Total	134	86	78	23	29.49%	54	69.23%	1	1.28%	
ZENIA										
Polling	95	0	0	0	-	0	-	0	-	
Absentee	95	54	49	18	36.73%	24	48.98%	2	4.08%	
Early Voting	95	0	0	0	-	0	-	0	-	
Total	95	54	49	18	36.73%	24	48.98%	2	4.08%	
HYAMPOM										
Polling	139	0	0	0	-	0	-	0	-	
Absentee	139	77	70	35	50.00%	19	27.14%	6	8.57%	
Early Voting	139	0	0	0	-	0	-	0	-	
Total	139	77	70	35	50.00%	19	27.14%	6	8.57%	

CONSOLIDATED STATEWIDE PRIMARY ELECTION
JUNE 3, 2014

Date:06/12/14
 Time:15:12:29
 Page:69 of 111

STATE SENATOR DIST 2

	Reg. Voters	Times Counted	Total Votes	MIKE MCGUIRE (DEM)	LAWRENCE R. WIESNER (REP)	DEREK KNELL (DEM)
Total						
Polling	7064	992	893	331 37.07%	416 46.58%	77 8.62%
Absentee	7064	2855	2572	984 38.26%	1199 46.62%	193 7.50%
Early Voting	7064	0	0	0 -	0 -	0 -
Total	7064	3847	3465	1315 37.95%	1615 46.61%	270 7.79%

CONSOLIDATED STATEWIDE PRIMARY ELECTION
JUNE 3, 2014

Date:06/12/14
Time:15:12:29
Page:70 of 111

	STATE SENATOR DIST 2			
	HARRY V. LEHMANN (NP)		Write-In Votes	
Jurisdiction Wide				
COFFEE CREEK				
Polling	0	-	0	-
Absentee	2	2.99%	0	0.00%
Early Voting	0	-	0	-
Total	2	2.99%	0	0.00%
TRINITY CENTER				
Polling	0	-	0	-
Absentee	12	8.76%	0	0.00%
Early Voting	0	-	0	-
Total	12	8.76%	0	0.00%
MINERSVILLE				
Polling	0	-	0	-
Absentee	2	3.51%	1	1.75%
Early Voting	0	-	0	-
Total	2	3.51%	1	1.75%
LEWISTON				
Polling	4	3.60%	0	0.00%
Absentee	20	8.20%	0	0.00%
Early Voting	0	-	0	-
Total	24	6.76%	0	0.00%
EAST WEAVER				
Polling	5	7.46%	0	0.00%
Absentee	4	3.36%	0	0.00%
Early Voting	0	-	0	-
Total	9	4.84%	0	0.00%
WEAVERVILLE				
Polling	10	5.35%	0	0.00%
Absentee	19	6.64%	0	0.00%
Early Voting	0	-	0	-
Total	29	6.13%	0	0.00%
SOUTH WEAVER				
Polling	10	10.00%	0	0.00%
Absentee	14	10.53%	0	0.00%
Early Voting	0	-	0	-
Total	24	10.30%	0	0.00%
DOUGLAS CITY				
Polling	12	13.48%	0	0.00%
Absentee	17	8.13%	0	0.00%
Early Voting	0	-	0	-
Total	29	9.73%	0	0.00%
INDIAN CREEK				
Polling	0	-	0	-
Absentee	1	7.69%	0	0.00%
Early Voting	0	-	0	-
Total	1	7.69%	0	0.00%
HAYFORK				
Polling	12	12.00%	0	0.00%
Absentee	13	6.99%	0	0.00%
Early Voting	0	-	0	-
Total	25	8.74%	0	0.00%
WILDWOOD				
Polling	0	-	0	-
Absentee	2	11.76%	0	0.00%
Early Voting	0	-	0	-
Total	2	11.76%	0	0.00%
OREGON MOUNTAIN				
Polling	0	-	0	-
Absentee	1	2.08%	0	0.00%
Early Voting	0	-	0	-
Total	1	2.08%	0	0.00%
JUNCTION CITY				
Polling	3	4.41%	0	0.00%

CONSOLIDATED STATEWIDE PRIMARY ELECTION
JUNE 3, 2014

Date:06/12/14
Time:15:12:29
Page:71 of 111

	STATE SENATOR DIST 2			
	HARRY V. LEHMANN (NP)		Write-In Votes	
Absentee	13	8.33%	0	0.00%
Early Voting	0	-	0	-
Total	16	7.14%	0	0.00%
BIG BAR				
Polling	0	-	0	-
Absentee	4	5.63%	0	0.00%
Early Voting	0	-	0	-
Total	4	5.63%	0	0.00%
BURNT RANCH				
Polling	0	-	0	-
Absentee	5	8.06%	0	0.00%
Early Voting	0	-	0	-
Total	5	8.06%	0	0.00%
DENNY				
Polling	0	-	0	-
Absentee	4	5.33%	0	0.00%
Early Voting	0	-	0	-
Total	4	5.33%	0	0.00%
NORTH WEAVER				
Polling	1	1.41%	0	0.00%
Absentee	11	9.09%	0	0.00%
Early Voting	0	-	0	-
Total	12	6.25%	0	0.00%
SALYER				
Polling	0	-	0	-
Absentee	3	4.76%	0	0.00%
Early Voting	0	-	0	-
Total	3	4.76%	0	0.00%
SOUTH HAYFORK				
Polling	12	12.00%	0	0.00%
Absentee	15	8.93%	3	1.79%
Early Voting	0	-	0	-
Total	27	10.07%	3	1.12%
FOREST GLEN				
Polling	0	-	0	-
Absentee	0	0.00%	0	0.00%
Early Voting	0	-	0	-
Total	0	0.00%	0	0.00%
POST MOUNTAIN				
Polling	0	-	0	-
Absentee	5	9.26%	0	0.00%
Early Voting	0	-	0	-
Total	5	9.26%	0	0.00%
MAD RIVER				
Polling	0	-	0	-
Absentee	9	10.47%	1	1.16%
Early Voting	0	-	0	-
Total	9	10.47%	1	1.16%
RUTH				
Polling	0	-	0	-
Absentee	0	0.00%	0	0.00%
Early Voting	0	-	0	-
Total	0	0.00%	0	0.00%
ZENIA				
Polling	0	-	0	-
Absentee	5	10.20%	0	0.00%
Early Voting	0	-	0	-
Total	5	10.20%	0	0.00%
HYAMPOM				
Polling	0	-	0	-
Absentee	8	11.43%	2	2.86%
Early Voting	0	-	0	-
Total	8	11.43%	2	2.86%

CONSOLIDATED STATEWIDE PRIMARY ELECTION
JUNE 3, 2014

Date:06/12/14
Time:15:12:29
Page:72 of 111

	STATE SENATOR DIST 2			
	HARRY V. LEHMANN (NP)		Write-In Votes	
Total				
Polling	69	7.73%	0	0.00%
Absentee	189	7.35%	7	0.27%
Early Voting	0	-	0	-
Total	258	7.45%	7	0.20%

CONSOLIDATED STATEWIDE PRIMARY ELECTION
JUNE 3, 2014

Date:06/12/14
 Time:15:12:29
 Page:73 of 111

STATE ASSEMBLY MEMBER DIST 2									
	Reg. Voters	Times Counted	Total Votes	JIM WOOD (DEM)		JOHN LOWRY (DEM)		PAMELA ELIZONDO (GRN)	
Jurisdiction Wide									
COFFEE CREEK									
Polling	128	0	0	0	-	0	-	0	-
Absentee	128	77	67	21	31.34%	8	11.94%	7	10.45%
Early Voting	128	0	0	0	-	0	-	0	-
Total	128	77	67	21	31.34%	8	11.94%	7	10.45%
TRINITY CENTER									
Polling	209	0	0	0	-	0	-	0	-
Absentee	209	153	136	25	18.38%	14	10.29%	8	5.88%
Early Voting	209	0	0	0	-	0	-	0	-
Total	209	153	136	25	18.38%	14	10.29%	8	5.88%
MINERSVILLE									
Polling	95	0	0	0	-	0	-	0	-
Absentee	95	64	57	21	36.84%	7	12.28%	2	3.51%
Early Voting	95	0	0	0	-	0	-	0	-
Total	95	64	57	21	36.84%	7	12.28%	2	3.51%
LEWISTON									
Polling	740	118	113	31	27.43%	13	11.50%	9	7.96%
Absentee	740	275	243	65	26.75%	28	11.52%	20	8.23%
Early Voting	740	0	0	0	-	0	-	0	-
Total	740	393	356	96	26.97%	41	11.52%	29	8.15%
EAST WEAVER									
Polling	332	81	73	31	42.47%	10	13.70%	8	10.96%
Absentee	332	130	118	47	39.83%	13	11.02%	7	5.93%
Early Voting	332	0	0	0	-	0	-	0	-
Total	332	211	191	78	40.84%	23	12.04%	15	7.85%
WEAVERVILLE									
Polling	966	211	192	52	27.08%	27	14.06%	15	7.81%
Absentee	966	329	295	92	31.19%	34	11.53%	32	10.85%
Early Voting	966	0	0	0	-	0	-	0	-
Total	966	540	487	144	29.57%	61	12.53%	47	9.65%
SOUTH WEAVER									
Polling	511	113	103	27	26.21%	22	21.36%	7	6.80%
Absentee	511	159	133	27	20.30%	15	11.28%	6	4.51%
Early Voting	511	0	0	0	-	0	-	0	-
Total	511	272	236	54	22.88%	37	15.68%	13	5.51%
DOUGLAS CITY									
Polling	626	99	89	28	31.46%	18	20.22%	14	15.73%
Absentee	626	228	208	73	35.10%	15	7.21%	33	15.87%
Early Voting	626	0	0	0	-	0	-	0	-
Total	626	327	297	101	34.01%	33	11.11%	47	15.82%
INDIAN CREEK									
Polling	22	0	0	0	-	0	-	0	-
Absentee	22	13	13	7	53.85%	0	0.00%	3	23.08%
Early Voting	22	0	0	0	-	0	-	0	-
Total	22	13	13	7	53.85%	0	0.00%	3	23.08%
HAYFORK									
Polling	631	110	100	30	30.00%	12	12.00%	7	7.00%
Absentee	631	207	186	60	32.26%	28	15.05%	15	8.06%
Early Voting	631	0	0	0	-	0	-	0	-
Total	631	317	286	90	31.47%	40	13.99%	22	7.69%
WILDWOOD									
Polling	37	0	0	0	-	0	-	0	-
Absentee	37	17	16	4	25.00%	2	12.50%	1	6.25%
Early Voting	37	0	0	0	-	0	-	0	-
Total	37	17	16	4	25.00%	2	12.50%	1	6.25%
OREGON MOUNTAIN									
Polling	88	0	0	0	-	0	-	0	-
Absentee	88	55	49	9	18.37%	7	14.29%	6	12.24%
Early Voting	88	0	0	0	-	0	-	0	-
Total	88	55	49	9	18.37%	7	14.29%	6	12.24%
JUNCTION CITY									
Polling	442	75	66	23	34.85%	9	13.64%	12	18.18%

CONSOLIDATED STATEWIDE PRIMARY ELECTION
JUNE 3, 2014

Date:06/12/14
Time:15:12:29
Page:74 of 111

STATE ASSEMBLY MEMBER DIST 2										
	Reg. Voters	Times Counted	Total Votes	JIM WOOD (DEM)		JOHN LOWRY (DEM)		PAMELA ELIZONDO (GRN)		
Absentee	442	170	153	51	33.33%	29	18.95%	18	11.76%	
Early Voting	442	0	0	0	-	0	-	0	-	
Total	442	245	219	74	33.79%	38	17.35%	30	13.70%	
BIG BAR										
Polling	135	0	0	0	-	0	-	0	-	
Absentee	135	78	69	18	26.09%	8	11.59%	10	14.49%	
Early Voting	135	0	0	0	-	0	-	0	-	
Total	135	78	69	18	26.09%	8	11.59%	10	14.49%	
BURNT RANCH										
Polling	141	0	0	0	-	0	-	0	-	
Absentee	141	69	62	24	38.71%	12	19.35%	5	8.06%	
Early Voting	141	0	0	0	-	0	-	0	-	
Total	141	69	62	24	38.71%	12	19.35%	5	8.06%	
DENNY										
Polling	167	0	0	0	-	0	-	0	-	
Absentee	167	77	75	23	30.67%	13	17.33%	7	9.33%	
Early Voting	167	0	0	0	-	0	-	0	-	
Total	167	77	75	23	30.67%	13	17.33%	7	9.33%	
NORTH WEAVER										
Polling	336	80	73	24	32.88%	9	12.33%	5	6.85%	
Absentee	336	139	119	39	32.77%	11	9.24%	11	9.24%	
Early Voting	336	0	0	0	-	0	-	0	-	
Total	336	219	192	63	32.81%	20	10.42%	16	8.33%	
SALYER										
Polling	204	0	0	0	-	0	-	0	-	
Absentee	204	69	63	13	20.63%	8	12.70%	4	6.35%	
Early Voting	204	0	0	0	-	0	-	0	-	
Total	204	69	63	13	20.63%	8	12.70%	4	6.35%	
SOUTH HAYFORK										
Polling	576	105	102	26	25.49%	5	4.90%	10	9.80%	
Absentee	576	177	170	57	33.53%	21	12.35%	23	13.53%	
Early Voting	576	0	0	0	-	0	-	0	-	
Total	576	282	272	83	30.51%	26	9.56%	33	12.13%	
FOREST GLEN										
Polling	9	0	0	0	-	0	-	0	-	
Absentee	9	3	3	0	0.00%	0	0.00%	0	0.00%	
Early Voting	9	0	0	0	-	0	-	0	-	
Total	9	3	3	0	0.00%	0	0.00%	0	0.00%	
POST MOUNTAIN										
Polling	126	0	0	0	-	0	-	0	-	
Absentee	126	57	53	14	26.42%	8	15.09%	10	18.87%	
Early Voting	126	0	0	0	-	0	-	0	-	
Total	126	57	53	14	26.42%	8	15.09%	10	18.87%	
MAD RIVER										
Polling	175	0	0	0	-	0	-	0	-	
Absentee	175	92	87	17	19.54%	13	14.94%	10	11.49%	
Early Voting	175	0	0	0	-	0	-	0	-	
Total	175	92	87	17	19.54%	13	14.94%	10	11.49%	
RUTH										
Polling	134	0	0	0	-	0	-	0	-	
Absentee	134	86	81	18	22.22%	4	4.94%	4	4.94%	
Early Voting	134	0	0	0	-	0	-	0	-	
Total	134	86	81	18	22.22%	4	4.94%	4	4.94%	
ZENIA										
Polling	95	0	0	0	-	0	-	0	-	
Absentee	95	54	50	7	14.00%	13	26.00%	4	8.00%	
Early Voting	95	0	0	0	-	0	-	0	-	
Total	95	54	50	7	14.00%	13	26.00%	4	8.00%	
HYAMPOM										
Polling	139	0	0	0	-	0	-	0	-	
Absentee	139	77	72	29	40.28%	6	8.33%	13	18.06%	
Early Voting	139	0	0	0	-	0	-	0	-	
Total	139	77	72	29	40.28%	6	8.33%	13	18.06%	

CONSOLIDATED STATEWIDE PRIMARY ELECTION
JUNE 3, 2014

Date:06/12/14
 Time:15:12:29
 Page:75 of 111

STATE ASSEMBLY MEMBER DIST 2

	Reg. Voters	Times Counted	Total Votes	JIM WOOD (DEM)	JOHN LOWRY (DEM)	PAMELA ELIZONDO (GRN)
Total						
Polling	7064	992	911	272 29.86%	125 13.72%	87 9.55%
Absentee	7064	2855	2578	761 29.52%	317 12.30%	259 10.05%
Early Voting	7064	0	0	0 -	0 -	0 -
Total	7064	3847	3489	1033 29.61%	442 12.67%	346 9.92%

CONSOLIDATED STATEWIDE PRIMARY ELECTION
JUNE 3, 2014

Date:06/12/14
Time:15:12:29
Page:76 of 111

	STATE ASSEMBLY MEMBER DIST 2			
	MATT HEATH (REP)		Write-In Votes	
Jurisdiction Wide				
COFFEE CREEK				
Polling	0	-	0	-
Absentee	31	46.27%	0	0.00%
Early Voting	0	-	0	-
Total	31	46.27%	0	0.00%
TRINITY CENTER				
Polling	0	-	0	-
Absentee	89	65.44%	0	0.00%
Early Voting	0	-	0	-
Total	89	65.44%	0	0.00%
MINERSVILLE				
Polling	0	-	0	-
Absentee	26	45.61%	1	1.75%
Early Voting	0	-	0	-
Total	26	45.61%	1	1.75%
LEWISTON				
Polling	60	53.10%	0	0.00%
Absentee	130	53.50%	0	0.00%
Early Voting	0	-	0	-
Total	190	53.37%	0	0.00%
EAST WEAVER				
Polling	24	32.88%	0	0.00%
Absentee	51	43.22%	0	0.00%
Early Voting	0	-	0	-
Total	75	39.27%	0	0.00%
WEAVERVILLE				
Polling	98	51.04%	0	0.00%
Absentee	137	46.44%	0	0.00%
Early Voting	0	-	0	-
Total	235	48.25%	0	0.00%
SOUTH WEAVER				
Polling	47	45.63%	0	0.00%
Absentee	85	63.91%	0	0.00%
Early Voting	0	-	0	-
Total	132	55.93%	0	0.00%
DOUGLAS CITY				
Polling	29	32.58%	0	0.00%
Absentee	87	41.83%	0	0.00%
Early Voting	0	-	0	-
Total	116	39.06%	0	0.00%
INDIAN CREEK				
Polling	0	-	0	-
Absentee	3	23.08%	0	0.00%
Early Voting	0	-	0	-
Total	3	23.08%	0	0.00%
HAYFORK				
Polling	51	51.00%	0	0.00%
Absentee	83	44.62%	0	0.00%
Early Voting	0	-	0	-
Total	134	46.85%	0	0.00%
WILDWOOD				
Polling	0	-	0	-
Absentee	9	56.25%	0	0.00%
Early Voting	0	-	0	-
Total	9	56.25%	0	0.00%
OREGON MOUNTAIN				
Polling	0	-	0	-
Absentee	27	55.10%	0	0.00%
Early Voting	0	-	0	-
Total	27	55.10%	0	0.00%
JUNCTION CITY				
Polling	22	33.33%	0	0.00%

CONSOLIDATED STATEWIDE PRIMARY ELECTION
JUNE 3, 2014

Date:06/12/14
 Time:15:12:30
 Page:77 of 111

	STATE ASSEMBLY MEMBER DIST 2			
	MATT HEATH (REP)		Write-In Votes	
Absentee	55	35.95%	0	0.00%
Early Voting	0	-	0	-
Total	77	35.16%	0	0.00%
BIG BAR				
Polling	0	-	0	-
Absentee	33	47.83%	0	0.00%
Early Voting	0	-	0	-
Total	33	47.83%	0	0.00%
BURNT RANCH				
Polling	0	-	0	-
Absentee	21	33.87%	0	0.00%
Early Voting	0	-	0	-
Total	21	33.87%	0	0.00%
DENNY				
Polling	0	-	0	-
Absentee	32	42.67%	0	0.00%
Early Voting	0	-	0	-
Total	32	42.67%	0	0.00%
NORTH WEAVER				
Polling	35	47.95%	0	0.00%
Absentee	58	48.74%	0	0.00%
Early Voting	0	-	0	-
Total	93	48.44%	0	0.00%
SALYER				
Polling	0	-	0	-
Absentee	38	60.32%	0	0.00%
Early Voting	0	-	0	-
Total	38	60.32%	0	0.00%
SOUTH HAYFORK				
Polling	61	59.80%	0	0.00%
Absentee	67	39.41%	2	1.18%
Early Voting	0	-	0	-
Total	128	47.06%	2	0.74%
FOREST GLEN				
Polling	0	-	0	-
Absentee	3	100.00%	0	0.00%
Early Voting	0	-	0	-
Total	3	100.00%	0	0.00%
POST MOUNTAIN				
Polling	0	-	0	-
Absentee	21	39.62%	0	0.00%
Early Voting	0	-	0	-
Total	21	39.62%	0	0.00%
MAD RIVER				
Polling	0	-	0	-
Absentee	47	54.02%	0	0.00%
Early Voting	0	-	0	-
Total	47	54.02%	0	0.00%
RUTH				
Polling	0	-	0	-
Absentee	55	67.90%	0	0.00%
Early Voting	0	-	0	-
Total	55	67.90%	0	0.00%
ZENIA				
Polling	0	-	0	-
Absentee	26	52.00%	0	0.00%
Early Voting	0	-	0	-
Total	26	52.00%	0	0.00%
HYAMPOM				
Polling	0	-	0	-
Absentee	23	31.94%	1	1.39%
Early Voting	0	-	0	-
Total	23	31.94%	1	1.39%

CONSOLIDATED STATEWIDE PRIMARY ELECTION
JUNE 3, 2014

Date:06/12/14
 Time:15:12:30
 Page:78 of 111

	STATE ASSEMBLY MEMBER DIST 2			
	MATT HEATH (REP)		Write-In Votes	
Total				
Polling	427	46.87%	0	0.00%
Absentee	1237	47.98%	4	0.16%
Early Voting	0	-	0	-
Total	1664	47.69%	4	0.11%

CONSOLIDATED STATEWIDE PRIMARY ELECTION
JUNE 3, 2014

Date:06/12/14
Time:15:12:30
Page:79 of 111

	SUPERINTENDENT OF PUBLIC INSTRUCTION								
	Reg. Voters	Times Counted	Total Votes	MARSHALL TUCK		LYDIA A. GUTIERREZ		TOM TORLAKSON	
Jurisdiction Wide									
COFFEE CREEK									
Polling	128	0	0	0	-	0	-	0	-
Absentee	128	77	64	16	25.00%	18	28.13%	30	46.88%
Early Voting	128	0	0	0	-	0	-	0	-
Total	128	77	64	16	25.00%	18	28.13%	30	46.88%
TRINITY CENTER									
Polling	209	0	0	0	-	0	-	0	-
Absentee	209	153	136	41	30.15%	37	27.21%	58	42.65%
Early Voting	209	0	0	0	-	0	-	0	-
Total	209	153	136	41	30.15%	37	27.21%	58	42.65%
MINERSVILLE									
Polling	95	0	0	0	-	0	-	0	-
Absentee	95	64	53	16	30.19%	10	18.87%	26	49.06%
Early Voting	95	0	0	0	-	0	-	0	-
Total	95	64	53	16	30.19%	10	18.87%	26	49.06%
LEWISTON									
Polling	740	118	108	27	25.00%	22	20.37%	59	54.63%
Absentee	740	275	220	50	22.73%	76	34.55%	94	42.73%
Early Voting	740	0	0	0	-	0	-	0	-
Total	740	393	328	77	23.48%	98	29.88%	153	46.65%
EAST WEAVER									
Polling	332	81	62	9	14.52%	16	25.81%	37	59.68%
Absentee	332	130	103	23	22.33%	24	23.30%	56	54.37%
Early Voting	332	0	0	0	-	0	-	0	-
Total	332	211	165	32	19.39%	40	24.24%	93	56.36%
WEAVERVILLE									
Polling	966	211	176	45	25.57%	52	29.55%	79	44.89%
Absentee	966	329	274	80	29.20%	63	22.99%	130	47.45%
Early Voting	966	0	0	0	-	0	-	0	-
Total	966	540	450	125	27.78%	115	25.56%	209	46.44%
SOUTH WEAVER									
Polling	511	113	95	23	24.21%	31	32.63%	41	43.16%
Absentee	511	159	128	34	26.56%	40	31.25%	53	41.41%
Early Voting	511	0	0	0	-	0	-	0	-
Total	511	272	223	57	25.56%	71	31.84%	94	42.15%
DOUGLAS CITY									
Polling	626	99	76	18	23.68%	23	30.26%	35	46.05%
Absentee	626	228	189	33	17.46%	60	31.75%	96	50.79%
Early Voting	626	0	0	0	-	0	-	0	-
Total	626	327	265	51	19.25%	83	31.32%	131	49.43%
INDIAN CREEK									
Polling	22	0	0	0	-	0	-	0	-
Absentee	22	13	13	1	7.69%	5	38.46%	6	46.15%
Early Voting	22	0	0	0	-	0	-	0	-
Total	22	13	13	1	7.69%	5	38.46%	6	46.15%
HAYFORK									
Polling	631	110	92	18	19.57%	26	28.26%	48	52.17%
Absentee	631	207	179	34	18.99%	53	29.61%	92	51.40%
Early Voting	631	0	0	0	-	0	-	0	-
Total	631	317	271	52	19.19%	79	29.15%	140	51.66%
WILDWOOD									
Polling	37	0	0	0	-	0	-	0	-
Absentee	37	17	14	7	50.00%	1	7.14%	6	42.86%
Early Voting	37	0	0	0	-	0	-	0	-
Total	37	17	14	7	50.00%	1	7.14%	6	42.86%
OREGON MOUNTAIN									
Polling	88	0	0	0	-	0	-	0	-
Absentee	88	55	44	19	43.18%	10	22.73%	15	34.09%
Early Voting	88	0	0	0	-	0	-	0	-
Total	88	55	44	19	43.18%	10	22.73%	15	34.09%
JUNCTION CITY									
Polling	442	75	67	22	32.84%	16	23.88%	29	43.28%

CONSOLIDATED STATEWIDE PRIMARY ELECTION
JUNE 3, 2014

Date:06/12/14
 Time:15:12:30
 Page:80 of 111

	SUPERINTENDENT OF PUBLIC INSTRUCTION									
	Reg. Voters	Times Counted	Total Votes	MARSHALL TUCK		LYDIA A. GUTIERREZ		TOM TORLAKSON		
Absentee	442	170	140	32	22.86%	42	30.00%	65	46.43%	
Early Voting	442	0	0	0	-	0	-	0	-	
Total	442	245	207	54	26.09%	58	28.02%	94	45.41%	
BIG BAR										
Polling	135	0	0	0	-	0	-	0	-	
Absentee	135	78	65	9	13.85%	24	36.92%	32	49.23%	
Early Voting	135	0	0	0	-	0	-	0	-	
Total	135	78	65	9	13.85%	24	36.92%	32	49.23%	
BURNT RANCH										
Polling	141	0	0	0	-	0	-	0	-	
Absentee	141	69	62	9	14.52%	20	32.26%	33	53.23%	
Early Voting	141	0	0	0	-	0	-	0	-	
Total	141	69	62	9	14.52%	20	32.26%	33	53.23%	
DENNY										
Polling	167	0	0	0	-	0	-	0	-	
Absentee	167	77	69	16	23.19%	30	43.48%	23	33.33%	
Early Voting	167	0	0	0	-	0	-	0	-	
Total	167	77	69	16	23.19%	30	43.48%	23	33.33%	
NORTH WEAVER										
Polling	336	80	68	19	27.94%	15	22.06%	34	50.00%	
Absentee	336	139	119	24	20.17%	32	26.89%	63	52.94%	
Early Voting	336	0	0	0	-	0	-	0	-	
Total	336	219	187	43	22.99%	47	25.13%	97	51.87%	
SALYER										
Polling	204	0	0	0	-	0	-	0	-	
Absentee	204	69	63	14	22.22%	20	31.75%	28	44.44%	
Early Voting	204	0	0	0	-	0	-	0	-	
Total	204	69	63	14	22.22%	20	31.75%	28	44.44%	
SOUTH HAYFORK										
Polling	576	105	87	16	18.39%	23	26.44%	47	54.02%	
Absentee	576	177	147	27	18.37%	51	34.69%	69	46.94%	
Early Voting	576	0	0	0	-	0	-	0	-	
Total	576	282	234	43	18.38%	74	31.62%	116	49.57%	
FOREST GLEN										
Polling	9	0	0	0	-	0	-	0	-	
Absentee	9	3	2	2	100.00%	0	0.00%	0	0.00%	
Early Voting	9	0	0	0	-	0	-	0	-	
Total	9	3	2	2	100.00%	0	0.00%	0	0.00%	
POST MOUNTAIN										
Polling	126	0	0	0	-	0	-	0	-	
Absentee	126	57	52	21	40.38%	14	26.92%	17	32.69%	
Early Voting	126	0	0	0	-	0	-	0	-	
Total	126	57	52	21	40.38%	14	26.92%	17	32.69%	
MAD RIVER										
Polling	175	0	0	0	-	0	-	0	-	
Absentee	175	92	81	17	20.99%	39	48.15%	25	30.86%	
Early Voting	175	0	0	0	-	0	-	0	-	
Total	175	92	81	17	20.99%	39	48.15%	25	30.86%	
RUTH										
Polling	134	0	0	0	-	0	-	0	-	
Absentee	134	86	74	11	14.86%	30	40.54%	31	41.89%	
Early Voting	134	0	0	0	-	0	-	0	-	
Total	134	86	74	11	14.86%	30	40.54%	31	41.89%	
ZENIA										
Polling	95	0	0	0	-	0	-	0	-	
Absentee	95	54	50	16	32.00%	20	40.00%	14	28.00%	
Early Voting	95	0	0	0	-	0	-	0	-	
Total	95	54	50	16	32.00%	20	40.00%	14	28.00%	
HYAMPOM										
Polling	139	0	0	0	-	0	-	0	-	
Absentee	139	77	62	16	25.81%	17	27.42%	28	45.16%	
Early Voting	139	0	0	0	-	0	-	0	-	
Total	139	77	62	16	25.81%	17	27.42%	28	45.16%	

CONSOLIDATED STATEWIDE PRIMARY ELECTION
JUNE 3, 2014

Date:06/12/14
 Time:15:12:30
 Page:81 of 111

SUPERINTENDENT OF PUBLIC INSTRUCTION

	Reg. Voters	Times Counted	Total Votes	MARSHALL TUCK		LYDIA A. GUTIERREZ		TOM TORLAKSON	
Total									
Polling	7064	992	831	197	23.71%	224	26.96%	409	49.22%
Absentee	7064	2855	2403	568	23.64%	736	30.63%	1090	45.36%
Early Voting	7064	0	0	0	-	0	-	0	-
Total	7064	3847	3234	765	23.65%	960	29.68%	1499	46.35%

**CONSOLIDATED STATEWIDE PRIMARY ELECTION
JUNE 3, 2014**

Date:06/12/14
Time:15:12:30
Page:82 of 111

	SUPERINTENDENT OF PUBLIC INSTRUCTION		SUPERINTENDENT OF SCHOOLS				
	Write-In Votes		Reg. Voters	Times Counted	Total Votes	BETTINA ADRIAN BLACK	Write-In Votes
Jurisdiction Wide							
COFFEE CREEK							
Polling	0	-	128	0	0	0	0
Absentee	0	0.00%	128	77	56	56 100.00%	0 0.00%
Early Voting	0	-	128	0	0	0	0
Total	0	0.00%	128	77	56	56 100.00%	0 0.00%
TRINITY CENTER							
Polling	0	-	209	0	0	0	0
Absentee	0	0.00%	209	153	116	111 95.69%	5 4.31%
Early Voting	0	-	209	0	0	0	0
Total	0	0.00%	209	153	116	111 95.69%	5 4.31%
MINERSVILLE							
Polling	0	-	95	0	0	0	0
Absentee	1	1.89%	95	64	49	48 97.96%	1 2.04%
Early Voting	0	-	95	0	0	0	0
Total	1	1.89%	95	64	49	48 97.96%	1 2.04%
LEWISTON							
Polling	0	0.00%	740	118	98	96 97.96%	2 2.04%
Absentee	0	0.00%	740	275	200	199 99.50%	1 0.50%
Early Voting	0	-	740	0	0	0	0
Total	0	0.00%	740	393	298	295 98.99%	3 1.01%
EAST WEAVER							
Polling	0	0.00%	332	81	57	56 98.25%	1 1.75%
Absentee	0	0.00%	332	130	91	91 100.00%	0 0.00%
Early Voting	0	-	332	0	0	0	0
Total	0	0.00%	332	211	148	147 99.32%	1 0.68%
WEAVERVILLE							
Polling	0	0.00%	966	211	164	161 98.17%	3 1.83%
Absentee	1	0.36%	966	329	244	242 99.18%	2 0.82%
Early Voting	0	-	966	0	0	0	0
Total	1	0.22%	966	540	408	403 98.77%	5 1.23%
SOUTH WEAVER							
Polling	0	0.00%	511	113	91	91 100.00%	0 0.00%
Absentee	1	0.78%	511	159	123	120 97.56%	3 2.44%
Early Voting	0	-	511	0	0	0	0
Total	1	0.45%	511	272	214	211 98.60%	3 1.40%
DOUGLAS CITY							
Polling	0	0.00%	626	99	67	67 100.00%	0 0.00%
Absentee	0	0.00%	626	228	171	166 97.08%	5 2.92%
Early Voting	0	-	626	0	0	0	0
Total	0	0.00%	626	327	238	233 97.90%	5 2.10%
INDIAN CREEK							
Polling	0	-	22	0	0	0	0
Absentee	1	7.69%	22	13	9	9 100.00%	0 0.00%
Early Voting	0	-	22	0	0	0	0
Total	1	7.69%	22	13	9	9 100.00%	0 0.00%
HAYFORK							
Polling	0	0.00%	631	110	79	75 94.94%	4 5.06%
Absentee	0	0.00%	631	207	156	150 96.15%	6 3.85%
Early Voting	0	-	631	0	0	0	0
Total	0	0.00%	631	317	235	225 95.74%	10 4.26%
WILDWOOD							
Polling	0	-	37	0	0	0	0
Absentee	0	0.00%	37	17	10	9 90.00%	1 10.00%
Early Voting	0	-	37	0	0	0	0
Total	0	0.00%	37	17	10	9 90.00%	1 10.00%
OREGON MOUNTAIN							
Polling	0	-	88	0	0	0	0
Absentee	0	0.00%	88	55	43	42 97.67%	1 2.33%
Early Voting	0	-	88	0	0	0	0
Total	0	0.00%	88	55	43	42 97.67%	1 2.33%
JUNCTION CITY							
Polling	0	0.00%	442	75	55	54 98.18%	1 1.82%

CONSOLIDATED STATEWIDE PRIMARY ELECTION
JUNE 3, 2014

Date:06/12/14
Time:15:12:30
Page:83 of 111

	SUPERINTENDENT OF PUBLIC INSTRUCTION		SUPERINTENDENT OF SCHOOLS						
	Write-In Votes		Reg. Voters	Times Counted	Total Votes	BETTINA ADRIAN BLACK		Write-In Votes	
Absentee	1	0.71%	442	170	132	132	100.00%	0	0.00%
Early Voting	0	-	442	0	0	0	-	0	-
Total	1	0.48%	442	245	187	186	99.47%	1	0.53%
BIG BAR									
Polling	0	-	135	0	0	0	-	0	-
Absentee	0	0.00%	135	78	61	59	96.72%	2	3.28%
Early Voting	0	-	135	0	0	0	-	0	-
Total	0	0.00%	135	78	61	59	96.72%	2	3.28%
BURNT RANCH									
Polling	0	-	141	0	0	0	-	0	-
Absentee	0	0.00%	141	69	52	52	100.00%	0	0.00%
Early Voting	0	-	141	0	0	0	-	0	-
Total	0	0.00%	141	69	52	52	100.00%	0	0.00%
DENNY									
Polling	0	-	167	0	0	0	-	0	-
Absentee	0	0.00%	167	77	57	57	100.00%	0	0.00%
Early Voting	0	-	167	0	0	0	-	0	-
Total	0	0.00%	167	77	57	57	100.00%	0	0.00%
NORTH WEAVER									
Polling	0	0.00%	336	80	66	65	98.48%	1	1.52%
Absentee	0	0.00%	336	139	107	107	100.00%	0	0.00%
Early Voting	0	-	336	0	0	0	-	0	-
Total	0	0.00%	336	219	173	172	99.42%	1	0.58%
SALYER									
Polling	0	-	204	0	0	0	-	0	-
Absentee	1	1.59%	204	69	54	53	98.15%	1	1.85%
Early Voting	0	-	204	0	0	0	-	0	-
Total	1	1.59%	204	69	54	53	98.15%	1	1.85%
SOUTH HAYFORK									
Polling	1	1.15%	576	105	75	71	94.67%	4	5.33%
Absentee	0	0.00%	576	177	131	127	96.95%	4	3.05%
Early Voting	0	-	576	0	0	0	-	0	-
Total	1	0.43%	576	282	206	198	96.12%	8	3.88%
FOREST GLEN									
Polling	0	-	9	0	0	0	-	0	-
Absentee	0	0.00%	9	3	1	1	100.00%	0	0.00%
Early Voting	0	-	9	0	0	0	-	0	-
Total	0	0.00%	9	3	1	1	100.00%	0	0.00%
POST MOUNTAIN									
Polling	0	-	126	0	0	0	-	0	-
Absentee	0	0.00%	126	57	44	43	97.73%	1	2.27%
Early Voting	0	-	126	0	0	0	-	0	-
Total	0	0.00%	126	57	44	43	97.73%	1	2.27%
MAD RIVER									
Polling	0	-	175	0	0	0	-	0	-
Absentee	0	0.00%	175	92	72	71	98.61%	1	1.39%
Early Voting	0	-	175	0	0	0	-	0	-
Total	0	0.00%	175	92	72	71	98.61%	1	1.39%
RUTH									
Polling	0	-	134	0	0	0	-	0	-
Absentee	2	2.70%	134	86	63	59	93.65%	4	6.35%
Early Voting	0	-	134	0	0	0	-	0	-
Total	2	2.70%	134	86	63	59	93.65%	4	6.35%
ZENIA									
Polling	0	-	95	0	0	0	-	0	-
Absentee	0	0.00%	95	54	46	45	97.83%	1	2.17%
Early Voting	0	-	95	0	0	0	-	0	-
Total	0	0.00%	95	54	46	45	97.83%	1	2.17%
HYAMPOM									
Polling	0	-	139	0	0	0	-	0	-
Absentee	1	1.61%	139	77	54	52	96.30%	2	3.70%
Early Voting	0	-	139	0	0	0	-	0	-
Total	1	1.61%	139	77	54	52	96.30%	2	3.70%

CONSOLIDATED STATEWIDE PRIMARY ELECTION
JUNE 3, 2014

Date:06/12/14
 Time:15:12:30
 Page:84 of 111

	SUPERINTENDENT OF PUBLIC INSTRUCTION		SUPERINTENDENT OF SCHOOLS						
	Write-In Votes		Reg. Voters	Times Counted	Total Votes	BETTINA ADRIAN BLACK		Write-In Votes	
Total									
Polling	1	0.12%	7064	992	752	736	97.87%	16	2.13%
Absentee	9	0.37%	7064	2855	2142	2101	98.09%	41	1.91%
Early Voting	0	-	7064	0	0	0	-	0	-
Total	10	0.31%	7064	3847	2894	2837	98.03%	57	1.97%

CONSOLIDATED STATEWIDE PRIMARY ELECTION
JUNE 3, 2014

Date:06/12/14
 Time:15:12:30
 Page:86 of 111

SUPERVISOR DISTRICT 1						
	Reg. Voters	Times Counted	Total Votes	KEITH GROVES	KAY GRAVES	Write-In Votes
Absentee	-	-	-	-	-	-
Early Voting	-	-	-	-	-	-
Total	-	-	-	-	-	-
BIG BAR						
Polling	-	-	-	-	-	-
Absentee	-	-	-	-	-	-
Early Voting	-	-	-	-	-	-
Total	-	-	-	-	-	-
BURNT RANCH						
Polling	-	-	-	-	-	-
Absentee	-	-	-	-	-	-
Early Voting	-	-	-	-	-	-
Total	-	-	-	-	-	-
DENNY						
Polling	-	-	-	-	-	-
Absentee	-	-	-	-	-	-
Early Voting	-	-	-	-	-	-
Total	-	-	-	-	-	-
NORTH WEAVER						
Polling	-	-	-	-	-	-
Absentee	-	-	-	-	-	-
Early Voting	-	-	-	-	-	-
Total	-	-	-	-	-	-
SALYER						
Polling	-	-	-	-	-	-
Absentee	-	-	-	-	-	-
Early Voting	-	-	-	-	-	-
Total	-	-	-	-	-	-
SOUTH HAYFORK						
Polling	-	-	-	-	-	-
Absentee	-	-	-	-	-	-
Early Voting	-	-	-	-	-	-
Total	-	-	-	-	-	-
FOREST GLEN						
Polling	-	-	-	-	-	-
Absentee	-	-	-	-	-	-
Early Voting	-	-	-	-	-	-
Total	-	-	-	-	-	-
POST MOUNTAIN						
Polling	-	-	-	-	-	-
Absentee	-	-	-	-	-	-
Early Voting	-	-	-	-	-	-
Total	-	-	-	-	-	-
MAD RIVER						
Polling	-	-	-	-	-	-
Absentee	-	-	-	-	-	-
Early Voting	-	-	-	-	-	-
Total	-	-	-	-	-	-
RUTH						
Polling	-	-	-	-	-	-
Absentee	-	-	-	-	-	-
Early Voting	-	-	-	-	-	-
Total	-	-	-	-	-	-
ZENIA						
Polling	-	-	-	-	-	-
Absentee	-	-	-	-	-	-
Early Voting	-	-	-	-	-	-
Total	-	-	-	-	-	-
HYAMPOM						
Polling	-	-	-	-	-	-
Absentee	-	-	-	-	-	-
Early Voting	-	-	-	-	-	-
Total	-	-	-	-	-	-

CONSOLIDATED STATEWIDE PRIMARY ELECTION
JUNE 3, 2014

Date:06/12/14
 Time:15:12:30
 Page:87 of 111

SUPERVISOR DISTRICT 1

	Reg. Voters	Times Counted	Total Votes	KEITH GROVES	KAY GRAVES	Write-In Votes
Total						
Polling	1504	199	192	124 64.58%	68 35.42%	0 0.00%
Absentee	1504	699	676	478 70.71%	197 29.14%	1 0.15%
Early Voting	1504	0	0	0 -	0 -	0 -
Total	1504	898	868	602 69.35%	265 30.53%	1 0.12%

CONSOLIDATED STATEWIDE PRIMARY ELECTION
JUNE 3, 2014

Date:06/12/14
Time:15:12:30
Page:88 of 111

	SUPERVISOR DISTRICT 4					
	Reg. Voters	Times Counted	Total Votes	JIM BRINSON	ANDREW FRANKLIN	WILLIAM (BILL) BURTO
Jurisdiction Wide						
COFFEE CREEK						
Polling	-	-	-	-	-	-
Absentee	-	-	-	-	-	-
Early Voting	-	-	-	-	-	-
Total	-	-	-	-	-	-
TRINITY CENTER						
Polling	-	-	-	-	-	-
Absentee	-	-	-	-	-	-
Early Voting	-	-	-	-	-	-
Total	-	-	-	-	-	-
MINERSVILLE						
Polling	-	-	-	-	-	-
Absentee	-	-	-	-	-	-
Early Voting	-	-	-	-	-	-
Total	-	-	-	-	-	-
LEWISTON						
Polling	-	-	-	-	-	-
Absentee	-	-	-	-	-	-
Early Voting	-	-	-	-	-	-
Total	-	-	-	-	-	-
EAST WEAVER						
Polling	-	-	-	-	-	-
Absentee	-	-	-	-	-	-
Early Voting	-	-	-	-	-	-
Total	-	-	-	-	-	-
WEAVERVILLE						
Polling	-	-	-	-	-	-
Absentee	-	-	-	-	-	-
Early Voting	-	-	-	-	-	-
Total	-	-	-	-	-	-
SOUTH WEAVER						
Polling	-	-	-	-	-	-
Absentee	-	-	-	-	-	-
Early Voting	-	-	-	-	-	-
Total	-	-	-	-	-	-
DOUGLAS CITY						
Polling	-	-	-	-	-	-
Absentee	-	-	-	-	-	-
Early Voting	-	-	-	-	-	-
Total	-	-	-	-	-	-
INDIAN CREEK						
Polling	-	-	-	-	-	-
Absentee	-	-	-	-	-	-
Early Voting	-	-	-	-	-	-
Total	-	-	-	-	-	-
HAYFORK						
Polling	-	-	-	-	-	-
Absentee	-	-	-	-	-	-
Early Voting	-	-	-	-	-	-
Total	-	-	-	-	-	-
WILDWOOD						
Polling	-	-	-	-	-	-
Absentee	-	-	-	-	-	-
Early Voting	-	-	-	-	-	-
Total	-	-	-	-	-	-
OREGON MOUNTAIN						
Polling	-	-	-	-	-	-
Absentee	-	-	-	-	-	-
Early Voting	-	-	-	-	-	-
Total	-	-	-	-	-	-
JUNCTION CITY						
Polling	442	75	75	17 22.67%	42 56.00%	15 20.00%

CONSOLIDATED STATEWIDE PRIMARY ELECTION
JUNE 3, 2014

Date:06/12/14
 Time:15:12:31
 Page:90 of 111

SUPERVISOR DISTRICT 4

	Reg. Voters	Times Counted	Total Votes	JIM BRINSON	ANDREW FRANKLIN	WILLIAM (BILL) BURTO
Total						
Polling	1425	155	150	43 28.67%	76 50.67%	29 19.33%
Absentee	1425	602	534	114 21.35%	211 39.51%	203 38.01%
Early Voting	1425	0	0	0 -	0 -	0 -
Total	1425	757	684	157 22.95%	287 41.96%	232 33.92%

CONSOLIDATED STATEWIDE PRIMARY ELECTION
JUNE 3, 2014

Date:06/12/14
 Time:15:12:31
 Page:91 of 111

	SUPERVISOR DISTRICT 4		AUDITOR/CONTROLLER				
	Write-In Votes	Reg. Voters	Times Counted	Total Votes	ANGELA BICKLE	Write-In Votes	
Jurisdiction Wide							
COFFEE CREEK							
Polling	-	128	0	0	0	-	0
Absentee	-	128	77	56	56	100.00%	0 0.00%
Early Voting	-	128	0	0	0	-	0
Total	-	128	77	56	56	100.00%	0 0.00%
TRINITY CENTER							
Polling	-	209	0	0	0	-	0
Absentee	-	209	153	113	110	97.35%	3 2.65%
Early Voting	-	209	0	0	0	-	0
Total	-	209	153	113	110	97.35%	3 2.65%
MINERSVILLE							
Polling	-	95	0	0	0	-	0
Absentee	-	95	64	51	50	98.04%	1 1.96%
Early Voting	-	95	0	0	0	-	0
Total	-	95	64	51	50	98.04%	1 1.96%
LEWISTON							
Polling	-	740	118	100	99	99.00%	1 1.00%
Absentee	-	740	275	202	200	99.01%	2 0.99%
Early Voting	-	740	0	0	0	-	0
Total	-	740	393	302	299	99.01%	3 0.99%
EAST WEAVER							
Polling	-	332	81	59	56	94.92%	3 5.08%
Absentee	-	332	130	90	87	96.67%	3 3.33%
Early Voting	-	332	0	0	0	-	0
Total	-	332	211	149	143	95.97%	6 4.03%
WEAVERVILLE							
Polling	-	966	211	171	168	98.25%	3 1.75%
Absentee	-	966	329	257	250	97.28%	7 2.72%
Early Voting	-	966	0	0	0	-	0
Total	-	966	540	428	418	97.66%	10 2.34%
SOUTH WEAVER							
Polling	-	511	113	87	81	93.10%	6 6.90%
Absentee	-	511	159	132	121	91.67%	11 8.33%
Early Voting	-	511	0	0	0	-	0
Total	-	511	272	219	202	92.24%	17 7.76%
DOUGLAS CITY							
Polling	-	626	99	73	72	98.63%	1 1.37%
Absentee	-	626	228	181	170	93.92%	11 6.08%
Early Voting	-	626	0	0	0	-	0
Total	-	626	327	254	242	95.28%	12 4.72%
INDIAN CREEK							
Polling	-	22	0	0	0	-	0
Absentee	-	22	13	10	10	100.00%	0 0.00%
Early Voting	-	22	0	0	0	-	0
Total	-	22	13	10	10	100.00%	0 0.00%
HAYFORK							
Polling	-	631	110	80	79	98.75%	1 1.25%
Absentee	-	631	207	155	149	96.13%	6 3.87%
Early Voting	-	631	0	0	0	-	0
Total	-	631	317	235	228	97.02%	7 2.98%
WILDWOOD							
Polling	-	37	0	0	0	-	0
Absentee	-	37	17	13	12	92.31%	1 7.69%
Early Voting	-	37	0	0	0	-	0
Total	-	37	17	13	12	92.31%	1 7.69%
OREGON MOUNTAIN							
Polling	-	88	0	0	0	-	0
Absentee	-	88	55	44	44	100.00%	0 0.00%
Early Voting	-	88	0	0	0	-	0
Total	-	88	55	44	44	100.00%	0 0.00%
JUNCTION CITY							
Polling	1 1.33%	442	75	56	54	96.43%	2 3.57%

CONSOLIDATED STATEWIDE PRIMARY ELECTION
JUNE 3, 2014

Date:06/12/14
Time:15:12:31
Page:92 of 111

	SUPERVISOR DISTRICT 4		AUDITOR/CONTROLLER						
	Write-In Votes		Reg. Voters	Times Counted	Total Votes	ANGELA BICKLE	Write-In Votes		
Absentee	0	0.00%	442	170	133	132	99.25%	1	0.75%
Early Voting	0	-	442	0	0	0	-	0	-
Total	1	0.42%	442	245	189	186	98.41%	3	1.59%
BIG BAR									
Polling	0	-	135	0	0	0	-	0	-
Absentee	0	0.00%	135	78	57	56	98.25%	1	1.75%
Early Voting	0	-	135	0	0	0	-	0	-
Total	0	0.00%	135	78	57	56	98.25%	1	1.75%
BURNT RANCH									
Polling	0	-	141	0	0	0	-	0	-
Absentee	0	0.00%	141	69	51	51	100.00%	0	0.00%
Early Voting	0	-	141	0	0	0	-	0	-
Total	0	0.00%	141	69	51	51	100.00%	0	0.00%
DENNY									
Polling	0	-	167	0	0	0	-	0	-
Absentee	0	0.00%	167	77	57	57	100.00%	0	0.00%
Early Voting	0	-	167	0	0	0	-	0	-
Total	0	0.00%	167	77	57	57	100.00%	0	0.00%
NORTH WEAVER									
Polling	1	1.33%	336	80	67	64	95.52%	3	4.48%
Absentee	4	3.36%	336	139	110	105	95.45%	5	4.55%
Early Voting	0	-	336	0	0	0	-	0	-
Total	5	2.58%	336	219	177	169	95.48%	8	4.52%
SALYER									
Polling	0	-	204	0	0	0	-	0	-
Absentee	2	3.39%	204	69	51	49	96.08%	2	3.92%
Early Voting	0	-	204	0	0	0	-	0	-
Total	2	3.39%	204	69	51	49	96.08%	2	3.92%
SOUTH HAYFORK									
Polling	-	-	576	105	74	72	97.30%	2	2.70%
Absentee	-	-	576	177	136	136	100.00%	0	0.00%
Early Voting	-	-	576	0	0	0	-	0	-
Total	-	-	576	282	210	208	99.05%	2	0.95%
FOREST GLEN									
Polling	-	-	9	0	0	0	-	0	-
Absentee	-	-	9	3	1	1	100.00%	0	0.00%
Early Voting	-	-	9	0	0	0	-	0	-
Total	-	-	9	3	1	1	100.00%	0	0.00%
POST MOUNTAIN									
Polling	-	-	126	0	0	0	-	0	-
Absentee	-	-	126	57	46	45	97.83%	1	2.17%
Early Voting	-	-	126	0	0	0	-	0	-
Total	-	-	126	57	46	45	97.83%	1	2.17%
MAD RIVER									
Polling	-	-	175	0	0	0	-	0	-
Absentee	-	-	175	92	74	73	98.65%	1	1.35%
Early Voting	-	-	175	0	0	0	-	0	-
Total	-	-	175	92	74	73	98.65%	1	1.35%
RUTH									
Polling	-	-	134	0	0	0	-	0	-
Absentee	-	-	134	86	63	59	93.65%	4	6.35%
Early Voting	-	-	134	0	0	0	-	0	-
Total	-	-	134	86	63	59	93.65%	4	6.35%
ZENIA									
Polling	-	-	95	0	0	0	-	0	-
Absentee	-	-	95	54	42	40	95.24%	2	4.76%
Early Voting	-	-	95	0	0	0	-	0	-
Total	-	-	95	54	42	40	95.24%	2	4.76%
HYAMPOM									
Polling	-	-	139	0	0	0	-	0	-
Absentee	-	-	139	77	57	54	94.74%	3	5.26%
Early Voting	-	-	139	0	0	0	-	0	-
Total	-	-	139	77	57	54	94.74%	3	5.26%

**CONSOLIDATED STATEWIDE PRIMARY ELECTION
JUNE 3, 2014**

Date:06/12/14
Time:15:12:31
Page:93 of 111

	SUPERVISOR DISTRICT 4		AUDITOR/CONTROLLER						
	Write-In Votes		Reg. Voters	Times Counted	Total Votes	ANGELA BICKLE		Write-In Votes	
Total									
Polling	2	1.33%	7064	992	767	745	97.13%	22	2.87%
Absentee	6	1.12%	7064	2855	2182	2117	97.02%	65	2.98%
Early Voting	0	-	7064	0	0	0	-	0	-
Total	8	1.17%	7064	3847	2949	2862	97.05%	87	2.95%

CONSOLIDATED STATEWIDE PRIMARY ELECTION
JUNE 3, 2014

Date:06/12/14
Time:15:12:31
Page:94 of 111

	CLERK/RECORDER/ASSESSOR								
	Reg. Voters	Times Counted	Total Votes	DEANNA L. BRADFORD		FIRENZA X. PINI		Write-In Votes	
Jurisdiction Wide									
COFFEE CREEK									
Polling	128	0	0	0	-	0	-	0	-
Absentee	128	77	71	65	91.55%	6	8.45%	0	0.00%
Early Voting	128	0	0	0	-	0	-	0	-
Total	128	77	71	65	91.55%	6	8.45%	0	0.00%
TRINITY CENTER									
Polling	209	0	0	0	-	0	-	0	-
Absentee	209	153	139	113	81.29%	25	17.99%	1	0.72%
Early Voting	209	0	0	0	-	0	-	0	-
Total	209	153	139	113	81.29%	25	17.99%	1	0.72%
MINERSVILLE									
Polling	95	0	0	0	-	0	-	0	-
Absentee	95	64	57	46	80.70%	11	19.30%	0	0.00%
Early Voting	95	0	0	0	-	0	-	0	-
Total	95	64	57	46	80.70%	11	19.30%	0	0.00%
LEWISTON									
Polling	740	118	111	66	59.46%	45	40.54%	0	0.00%
Absentee	740	275	258	181	70.16%	77	29.84%	0	0.00%
Early Voting	740	0	0	0	-	0	-	0	-
Total	740	393	369	247	66.94%	122	33.06%	0	0.00%
EAST WEAVER									
Polling	332	81	71	61	85.92%	10	14.08%	0	0.00%
Absentee	332	130	125	106	84.80%	19	15.20%	0	0.00%
Early Voting	332	0	0	0	-	0	-	0	-
Total	332	211	196	167	85.20%	29	14.80%	0	0.00%
WEAVERVILLE									
Polling	966	211	200	140	70.00%	60	30.00%	0	0.00%
Absentee	966	329	301	238	79.07%	61	20.27%	2	0.66%
Early Voting	966	0	0	0	-	0	-	0	-
Total	966	540	501	378	75.45%	121	24.15%	2	0.40%
SOUTH WEAVER									
Polling	511	113	108	76	70.37%	31	28.70%	1	0.93%
Absentee	511	159	147	109	74.15%	38	25.85%	0	0.00%
Early Voting	511	0	0	0	-	0	-	0	-
Total	511	272	255	185	72.55%	69	27.06%	1	0.39%
DOUGLAS CITY									
Polling	626	99	90	58	64.44%	32	35.56%	0	0.00%
Absentee	626	228	210	141	67.14%	68	32.38%	1	0.48%
Early Voting	626	0	0	0	-	0	-	0	-
Total	626	327	300	199	66.33%	100	33.33%	1	0.33%
INDIAN CREEK									
Polling	22	0	0	0	-	0	-	0	-
Absentee	22	13	12	7	58.33%	5	41.67%	0	0.00%
Early Voting	22	0	0	0	-	0	-	0	-
Total	22	13	12	7	58.33%	5	41.67%	0	0.00%
HAYFORK									
Polling	631	110	102	58	56.86%	44	43.14%	0	0.00%
Absentee	631	207	195	141	72.31%	54	27.69%	0	0.00%
Early Voting	631	0	0	0	-	0	-	0	-
Total	631	317	297	199	67.00%	98	33.00%	0	0.00%
WILDWOOD									
Polling	37	0	0	0	-	0	-	0	-
Absentee	37	17	17	11	64.71%	5	29.41%	1	5.88%
Early Voting	37	0	0	0	-	0	-	0	-
Total	37	17	17	11	64.71%	5	29.41%	1	5.88%
OREGON MOUNTAIN									
Polling	88	0	0	0	-	0	-	0	-
Absentee	88	55	52	34	65.38%	18	34.62%	0	0.00%
Early Voting	88	0	0	0	-	0	-	0	-
Total	88	55	52	34	65.38%	18	34.62%	0	0.00%
JUNCTION CITY									
Polling	442	75	69	54	78.26%	15	21.74%	0	0.00%

CONSOLIDATED STATEWIDE PRIMARY ELECTION
JUNE 3, 2014

Date:06/12/14
Time:15:12:31
Page:95 of 111

	CLERK/RECORDER/ASSESSOR								
	Reg. Voters	Times Counted	Total Votes	DEANNA L. BRADFORD		FIRENZA X. PINI		Write-In Votes	
Absentee	442	170	161	131	81.37%	30	18.63%	0	0.00%
Early Voting	442	0	0	0	-	0	-	0	-
Total	442	245	230	185	80.43%	45	19.57%	0	0.00%
BIG BAR									
Polling	135	0	0	0	-	0	-	0	-
Absentee	135	78	71	42	59.15%	29	40.85%	0	0.00%
Early Voting	135	0	0	0	-	0	-	0	-
Total	135	78	71	42	59.15%	29	40.85%	0	0.00%
BURNT RANCH									
Polling	141	0	0	0	-	0	-	0	-
Absentee	141	69	57	44	77.19%	13	22.81%	0	0.00%
Early Voting	141	0	0	0	-	0	-	0	-
Total	141	69	57	44	77.19%	13	22.81%	0	0.00%
DENNY									
Polling	167	0	0	0	-	0	-	0	-
Absentee	167	77	69	49	71.01%	20	28.99%	0	0.00%
Early Voting	167	0	0	0	-	0	-	0	-
Total	167	77	69	49	71.01%	20	28.99%	0	0.00%
NORTH WEAVER									
Polling	336	80	77	65	84.42%	12	15.58%	0	0.00%
Absentee	336	139	124	103	83.06%	21	16.94%	0	0.00%
Early Voting	336	0	0	0	-	0	-	0	-
Total	336	219	201	168	83.58%	33	16.42%	0	0.00%
SALYER									
Polling	204	0	0	0	-	0	-	0	-
Absentee	204	69	57	46	80.70%	11	19.30%	0	0.00%
Early Voting	204	0	0	0	-	0	-	0	-
Total	204	69	57	46	80.70%	11	19.30%	0	0.00%
SOUTH HAYFORK									
Polling	576	105	101	44	43.56%	57	56.44%	0	0.00%
Absentee	576	177	168	98	58.33%	69	41.07%	1	0.60%
Early Voting	576	0	0	0	-	0	-	0	-
Total	576	282	269	142	52.79%	126	46.84%	1	0.37%
FOREST GLEN									
Polling	9	0	0	0	-	0	-	0	-
Absentee	9	3	3	3	100.00%	0	0.00%	0	0.00%
Early Voting	9	0	0	0	-	0	-	0	-
Total	9	3	3	3	100.00%	0	0.00%	0	0.00%
POST MOUNTAIN									
Polling	126	0	0	0	-	0	-	0	-
Absentee	126	57	56	23	41.07%	33	58.93%	0	0.00%
Early Voting	126	0	0	0	-	0	-	0	-
Total	126	57	56	23	41.07%	33	58.93%	0	0.00%
MAD RIVER									
Polling	175	0	0	0	-	0	-	0	-
Absentee	175	92	86	58	67.44%	27	31.40%	1	1.16%
Early Voting	175	0	0	0	-	0	-	0	-
Total	175	92	86	58	67.44%	27	31.40%	1	1.16%
RUTH									
Polling	134	0	0	0	-	0	-	0	-
Absentee	134	86	79	51	64.56%	28	35.44%	0	0.00%
Early Voting	134	0	0	0	-	0	-	0	-
Total	134	86	79	51	64.56%	28	35.44%	0	0.00%
ZENIA									
Polling	95	0	0	0	-	0	-	0	-
Absentee	95	54	48	20	41.67%	28	58.33%	0	0.00%
Early Voting	95	0	0	0	-	0	-	0	-
Total	95	54	48	20	41.67%	28	58.33%	0	0.00%
HYAMPOM									
Polling	139	0	0	0	-	0	-	0	-
Absentee	139	77	71	53	74.65%	18	25.35%	0	0.00%
Early Voting	139	0	0	0	-	0	-	0	-
Total	139	77	71	53	74.65%	18	25.35%	0	0.00%

CONSOLIDATED STATEWIDE PRIMARY ELECTION
JUNE 3, 2014

Date:06/12/14
 Time:15:12:31
 Page:96 of 111

CLERK/RECORDER/ASSESSOR

	Reg. Voters	Times Counted	Total Votes	DEANNA L. BRADFORD	FIRENZA X. PINI	Write-In Votes
Total						
Polling	7064	992	929	622 66.95%	306 32.94%	1 0.11%
Absentee	7064	2855	2634	1913 72.63%	714 27.11%	7 0.27%
Early Voting	7064	0	0	0 -	0 -	0 -
Total	7064	3847	3563	2535 71.15%	1020 28.63%	8 0.22%

CONSOLIDATED STATEWIDE PRIMARY ELECTION
JUNE 3, 2014

Date:06/12/14
Time:15:12:31
Page:97 of 111

	DISTRICT ATTORNEY								
	Reg. Voters	Times Counted	Total Votes	ERIC HERYFORD		ANTHONY EDWARDS			
Jurisdiction Wide									
COFFEE CREEK									
Polling	128	0	0	0	-	0	-	0	-
Absentee	128	77	72	34	47.22%	38	52.78%	0	0.00%
Early Voting	128	0	0	0	-	0	-	0	-
Total	128	77	72	34	47.22%	38	52.78%	0	0.00%
TRINITY CENTER									
Polling	209	0	0	0	-	0	-	0	-
Absentee	209	153	143	72	50.35%	70	48.95%	1	0.70%
Early Voting	209	0	0	0	-	0	-	0	-
Total	209	153	143	72	50.35%	70	48.95%	1	0.70%
MINERSVILLE									
Polling	95	0	0	0	-	0	-	0	-
Absentee	95	64	61	40	65.57%	21	34.43%	0	0.00%
Early Voting	95	0	0	0	-	0	-	0	-
Total	95	64	61	40	65.57%	21	34.43%	0	0.00%
LEWISTON									
Polling	740	118	116	68	58.62%	48	41.38%	0	0.00%
Absentee	740	275	268	159	59.33%	108	40.30%	1	0.37%
Early Voting	740	0	0	0	-	0	-	0	-
Total	740	393	384	227	59.11%	156	40.63%	1	0.26%
EAST WEAVER									
Polling	332	81	80	61	76.25%	19	23.75%	0	0.00%
Absentee	332	130	126	82	65.08%	44	34.92%	0	0.00%
Early Voting	332	0	0	0	-	0	-	0	-
Total	332	211	206	143	69.42%	63	30.58%	0	0.00%
WEAVERVILLE									
Polling	966	211	208	138	66.35%	68	32.69%	2	0.96%
Absentee	966	329	321	220	68.54%	101	31.46%	0	0.00%
Early Voting	966	0	0	0	-	0	-	0	-
Total	966	540	529	358	67.67%	169	31.95%	2	0.38%
SOUTH WEAVER									
Polling	511	113	112	68	60.71%	44	39.29%	0	0.00%
Absentee	511	159	155	99	63.87%	55	35.48%	1	0.65%
Early Voting	511	0	0	0	-	0	-	0	-
Total	511	272	267	167	62.55%	99	37.08%	1	0.37%
DOUGLAS CITY									
Polling	626	99	99	63	63.64%	36	36.36%	0	0.00%
Absentee	626	228	215	127	59.07%	85	39.53%	3	1.40%
Early Voting	626	0	0	0	-	0	-	0	-
Total	626	327	314	190	60.51%	121	38.54%	3	0.96%
INDIAN CREEK									
Polling	22	0	0	0	-	0	-	0	-
Absentee	22	13	11	10	90.91%	1	9.09%	0	0.00%
Early Voting	22	0	0	0	-	0	-	0	-
Total	22	13	11	10	90.91%	1	9.09%	0	0.00%
HAYFORK									
Polling	631	110	105	51	48.57%	53	50.48%	1	0.95%
Absentee	631	207	199	107	53.77%	91	45.73%	1	0.50%
Early Voting	631	0	0	0	-	0	-	0	-
Total	631	317	304	158	51.97%	144	47.37%	2	0.66%
WILDWOOD									
Polling	37	0	0	0	-	0	-	0	-
Absentee	37	17	15	8	53.33%	6	40.00%	1	6.67%
Early Voting	37	0	0	0	-	0	-	0	-
Total	37	17	15	8	53.33%	6	40.00%	1	6.67%
OREGON MOUNTAIN									
Polling	88	0	0	0	-	0	-	0	-
Absentee	88	55	53	37	69.81%	16	30.19%	0	0.00%
Early Voting	88	0	0	0	-	0	-	0	-
Total	88	55	53	37	69.81%	16	30.19%	0	0.00%
JUNCTION CITY									
Polling	442	75	71	48	67.61%	23	32.39%	0	0.00%

CONSOLIDATED STATEWIDE PRIMARY ELECTION
JUNE 3, 2014

Date:06/12/14
Time:15:12:31
Page:98 of 111

	DISTRICT ATTORNEY									
	Reg. Voters	Times Counted	Total Votes	ERIC HERYFORD		ANTHONY EDWARDS		Write-In Votes		
Absentee	442	170	167	119	71.26%	47	28.14%	1	0.60%	
Early Voting	442	0	0	0	-	0	-	0	-	
Total	442	245	238	167	70.17%	70	29.41%	1	0.42%	
BIG BAR										
Polling	135	0	0	0	-	0	-	0	-	
Absentee	135	78	76	21	27.63%	55	72.37%	0	0.00%	
Early Voting	135	0	0	0	-	0	-	0	-	
Total	135	78	76	21	27.63%	55	72.37%	0	0.00%	
BURNT RANCH										
Polling	141	0	0	0	-	0	-	0	-	
Absentee	141	69	64	40	62.50%	24	37.50%	0	0.00%	
Early Voting	141	0	0	0	-	0	-	0	-	
Total	141	69	64	40	62.50%	24	37.50%	0	0.00%	
DENNY										
Polling	167	0	0	0	-	0	-	0	-	
Absentee	167	77	73	36	49.32%	37	50.68%	0	0.00%	
Early Voting	167	0	0	0	-	0	-	0	-	
Total	167	77	73	36	49.32%	37	50.68%	0	0.00%	
NORTH WEAVER										
Polling	336	80	79	65	82.28%	14	17.72%	0	0.00%	
Absentee	336	139	133	94	70.68%	39	29.32%	0	0.00%	
Early Voting	336	0	0	0	-	0	-	0	-	
Total	336	219	212	159	75.00%	53	25.00%	0	0.00%	
SALYER										
Polling	204	0	0	0	-	0	-	0	-	
Absentee	204	69	61	35	57.38%	26	42.62%	0	0.00%	
Early Voting	204	0	0	0	-	0	-	0	-	
Total	204	69	61	35	57.38%	26	42.62%	0	0.00%	
SOUTH HAYFORK										
Polling	576	105	102	38	37.25%	64	62.75%	0	0.00%	
Absentee	576	177	171	77	45.03%	94	54.97%	0	0.00%	
Early Voting	576	0	0	0	-	0	-	0	-	
Total	576	282	273	115	42.12%	158	57.88%	0	0.00%	
FOREST GLEN										
Polling	9	0	0	0	-	0	-	0	-	
Absentee	9	3	3	1	33.33%	2	66.67%	0	0.00%	
Early Voting	9	0	0	0	-	0	-	0	-	
Total	9	3	3	1	33.33%	2	66.67%	0	0.00%	
POST MOUNTAIN										
Polling	126	0	0	0	-	0	-	0	-	
Absentee	126	57	54	19	35.19%	35	64.81%	0	0.00%	
Early Voting	126	0	0	0	-	0	-	0	-	
Total	126	57	54	19	35.19%	35	64.81%	0	0.00%	
MAD RIVER										
Polling	175	0	0	0	-	0	-	0	-	
Absentee	175	92	88	43	48.86%	45	51.14%	0	0.00%	
Early Voting	175	0	0	0	-	0	-	0	-	
Total	175	92	88	43	48.86%	45	51.14%	0	0.00%	
RUTH										
Polling	134	0	0	0	-	0	-	0	-	
Absentee	134	86	79	54	68.35%	25	31.65%	0	0.00%	
Early Voting	134	0	0	0	-	0	-	0	-	
Total	134	86	79	54	68.35%	25	31.65%	0	0.00%	
ZENIA										
Polling	95	0	0	0	-	0	-	0	-	
Absentee	95	54	49	20	40.82%	29	59.18%	0	0.00%	
Early Voting	95	0	0	0	-	0	-	0	-	
Total	95	54	49	20	40.82%	29	59.18%	0	0.00%	
HYAMPOM										
Polling	139	0	0	0	-	0	-	0	-	
Absentee	139	77	74	49	66.22%	24	32.43%	1	1.35%	
Early Voting	139	0	0	0	-	0	-	0	-	
Total	139	77	74	49	66.22%	24	32.43%	1	1.35%	

CONSOLIDATED STATEWIDE PRIMARY ELECTION
JUNE 3, 2014

Date:06/12/14
 Time:15:12:31
 Page:99 of 111

DISTRICT ATTORNEY

	Reg. Voters	Times Counted	Total Votes	ERIC HERYFORD		ANTHONY EDWARDS		Write-In Votes	
Total									
Polling	7064	992	972	600	61.73%	369	37.96%	3	0.31%
Absentee	7064	2855	2731	1603	58.70%	1118	40.94%	10	0.37%
Early Voting	7064	0	0	0	-	0	-	0	-
Total	7064	3847	3703	2203	59.49%	1487	40.16%	13	0.35%

CONSOLIDATED STATEWIDE PRIMARY ELECTION
JUNE 3, 2014

Date:06/12/14
Time:15:12:31
Page:100 of 111

	SHERIFF/CORONER								
	Reg. Voters	Times Counted	Total Votes	MARK POTTS		BRUCE HANEY		Write-In Votes	
Jurisdiction Wide									
COFFEE CREEK									
Polling	128	0	0	0	-	0	-	0	-
Absentee	128	77	72	17	23.61%	54	75.00%	1	1.39%
Early Voting	128	0	0	0	-	0	-	0	-
Total	128	77	72	17	23.61%	54	75.00%	1	1.39%
TRINITY CENTER									
Polling	209	0	0	0	-	0	-	0	-
Absentee	209	153	149	31	20.81%	117	78.52%	1	0.67%
Early Voting	209	0	0	0	-	0	-	0	-
Total	209	153	149	31	20.81%	117	78.52%	1	0.67%
MINERSVILLE									
Polling	95	0	0	0	-	0	-	0	-
Absentee	95	64	60	13	21.67%	47	78.33%	0	0.00%
Early Voting	95	0	0	0	-	0	-	0	-
Total	95	64	60	13	21.67%	47	78.33%	0	0.00%
LEWISTON									
Polling	740	118	118	46	38.98%	72	61.02%	0	0.00%
Absentee	740	275	266	101	37.97%	163	61.28%	2	0.75%
Early Voting	740	0	0	0	-	0	-	0	-
Total	740	393	384	147	38.28%	235	61.20%	2	0.52%
EAST WEAVER									
Polling	332	81	80	26	32.50%	51	63.75%	3	3.75%
Absentee	332	130	123	36	29.27%	87	70.73%	0	0.00%
Early Voting	332	0	0	0	-	0	-	0	-
Total	332	211	203	62	30.54%	138	67.98%	3	1.48%
WEAVERVILLE									
Polling	966	211	206	79	38.35%	126	61.17%	1	0.49%
Absentee	966	329	319	117	36.68%	198	62.07%	4	1.25%
Early Voting	966	0	0	0	-	0	-	0	-
Total	966	540	525	196	37.33%	324	61.71%	5	0.95%
SOUTH WEAVER									
Polling	511	113	109	41	37.61%	68	62.39%	0	0.00%
Absentee	511	159	153	58	37.91%	91	59.48%	4	2.61%
Early Voting	511	0	0	0	-	0	-	0	-
Total	511	272	262	99	37.79%	159	60.69%	4	1.53%
DOUGLAS CITY									
Polling	626	99	99	46	46.46%	52	52.53%	1	1.01%
Absentee	626	228	224	90	40.18%	133	59.38%	1	0.45%
Early Voting	626	0	0	0	-	0	-	0	-
Total	626	327	323	136	42.11%	185	57.28%	2	0.62%
INDIAN CREEK									
Polling	22	0	0	0	-	0	-	0	-
Absentee	22	13	11	7	63.64%	4	36.36%	0	0.00%
Early Voting	22	0	0	0	-	0	-	0	-
Total	22	13	11	7	63.64%	4	36.36%	0	0.00%
HAYFORK									
Polling	631	110	109	43	39.45%	66	60.55%	0	0.00%
Absentee	631	207	202	73	36.14%	128	63.37%	1	0.50%
Early Voting	631	0	0	0	-	0	-	0	-
Total	631	317	311	116	37.30%	194	62.38%	1	0.32%
WILDWOOD									
Polling	37	0	0	0	-	0	-	0	-
Absentee	37	17	15	8	53.33%	7	46.67%	0	0.00%
Early Voting	37	0	0	0	-	0	-	0	-
Total	37	17	15	8	53.33%	7	46.67%	0	0.00%
OREGON MOUNTAIN									
Polling	88	0	0	0	-	0	-	0	-
Absentee	88	55	53	18	33.96%	35	66.04%	0	0.00%
Early Voting	88	0	0	0	-	0	-	0	-
Total	88	55	53	18	33.96%	35	66.04%	0	0.00%
JUNCTION CITY									
Polling	442	75	72	29	40.28%	41	56.94%	2	2.78%

CONSOLIDATED STATEWIDE PRIMARY ELECTION
JUNE 3, 2014

Date:06/12/14
Time:15:12:31
Page:101 of 111

	SHERIFF/CORONER									
	Reg. Voters	Times Counted	Total Votes	MARK POTTS		BRUCE HANEY		Write-In Votes		
Absentee	442	170	167	56	33.53%	110	65.87%	1	0.60%	
Early Voting	442	0	0	0	-	0	-	0	-	
Total	442	245	239	85	35.56%	151	63.18%	3	1.26%	
BIG BAR										
Polling	135	0	0	0	-	0	-	0	-	
Absentee	135	78	77	41	53.25%	36	46.75%	0	0.00%	
Early Voting	135	0	0	0	-	0	-	0	-	
Total	135	78	77	41	53.25%	36	46.75%	0	0.00%	
BURNT RANCH										
Polling	141	0	0	0	-	0	-	0	-	
Absentee	141	69	66	23	34.85%	43	65.15%	0	0.00%	
Early Voting	141	0	0	0	-	0	-	0	-	
Total	141	69	66	23	34.85%	43	65.15%	0	0.00%	
DENNY										
Polling	167	0	0	0	-	0	-	0	-	
Absentee	167	77	73	26	35.62%	47	64.38%	0	0.00%	
Early Voting	167	0	0	0	-	0	-	0	-	
Total	167	77	73	26	35.62%	47	64.38%	0	0.00%	
NORTH WEAVER										
Polling	336	80	80	27	33.75%	53	66.25%	0	0.00%	
Absentee	336	139	130	39	30.00%	91	70.00%	0	0.00%	
Early Voting	336	0	0	0	-	0	-	0	-	
Total	336	219	210	66	31.43%	144	68.57%	0	0.00%	
SALYER										
Polling	204	0	0	0	-	0	-	0	-	
Absentee	204	69	63	11	17.46%	52	82.54%	0	0.00%	
Early Voting	204	0	0	0	-	0	-	0	-	
Total	204	69	63	11	17.46%	52	82.54%	0	0.00%	
SOUTH HAYFORK										
Polling	576	105	105	59	56.19%	46	43.81%	0	0.00%	
Absentee	576	177	174	83	47.70%	90	51.72%	1	0.57%	
Early Voting	576	0	0	0	-	0	-	0	-	
Total	576	282	279	142	50.90%	136	48.75%	1	0.36%	
FOREST GLEN										
Polling	9	0	0	0	-	0	-	0	-	
Absentee	9	3	3	0	0.00%	3	100.00%	0	0.00%	
Early Voting	9	0	0	0	-	0	-	0	-	
Total	9	3	3	0	0.00%	3	100.00%	0	0.00%	
POST MOUNTAIN										
Polling	126	0	0	0	-	0	-	0	-	
Absentee	126	57	57	41	71.93%	16	28.07%	0	0.00%	
Early Voting	126	0	0	0	-	0	-	0	-	
Total	126	57	57	41	71.93%	16	28.07%	0	0.00%	
MAD RIVER										
Polling	175	0	0	0	-	0	-	0	-	
Absentee	175	92	89	30	33.71%	59	66.29%	0	0.00%	
Early Voting	175	0	0	0	-	0	-	0	-	
Total	175	92	89	30	33.71%	59	66.29%	0	0.00%	
RUTH										
Polling	134	0	0	0	-	0	-	0	-	
Absentee	134	86	83	19	22.89%	64	77.11%	0	0.00%	
Early Voting	134	0	0	0	-	0	-	0	-	
Total	134	86	83	19	22.89%	64	77.11%	0	0.00%	
ZENIA										
Polling	95	0	0	0	-	0	-	0	-	
Absentee	95	54	51	26	50.98%	25	49.02%	0	0.00%	
Early Voting	95	0	0	0	-	0	-	0	-	
Total	95	54	51	26	50.98%	25	49.02%	0	0.00%	
HYAMPOM										
Polling	139	0	0	0	-	0	-	0	-	
Absentee	139	77	74	25	33.78%	49	66.22%	0	0.00%	
Early Voting	139	0	0	0	-	0	-	0	-	
Total	139	77	74	25	33.78%	49	66.22%	0	0.00%	

CONSOLIDATED STATEWIDE PRIMARY ELECTION
JUNE 3, 2014

Date:06/12/14
 Time:15:12:31
 Page:102 of 111

SHERIFF/CORONER										
	Reg. Voters	Times Counted	Total Votes	MARK POTTS		BRUCE HANEY		Write-In Votes		
Total										
Polling	7064	992	978	396	40.49%	575	58.79%	7	0.72%	
Absentee	7064	2855	2754	989	35.91%	1749	63.51%	16	0.58%	
Early Voting	7064	0	0	0	-	0	-	0	-	
Total	7064	3847	3732	1385	37.11%	2324	62.27%	23	0.62%	

CONSOLIDATED STATEWIDE PRIMARY ELECTION
JUNE 3, 2014

Date:06/12/14
Time:15:12:32
Page:103 of 111

	TREASURER/TAX COLLECTOR				
	Reg. Voters	Times Counted	Total Votes	TERRI MCBRAYER	Write-In Votes
Jurisdiction Wide					
COFFEE CREEK					
Polling	128	0	0	0 -	0 -
Absentee	128	77	57	57 100.00%	0 0.00%
Early Voting	128	0	0	0 -	0 -
Total	128	77	57	57 100.00%	0 0.00%
TRINITY CENTER					
Polling	209	0	0	0 -	0 -
Absentee	209	153	113	111 98.23%	2 1.77%
Early Voting	209	0	0	0 -	0 -
Total	209	153	113	111 98.23%	2 1.77%
MINERSVILLE					
Polling	95	0	0	0 -	0 -
Absentee	95	64	52	51 98.08%	1 1.92%
Early Voting	95	0	0	0 -	0 -
Total	95	64	52	51 98.08%	1 1.92%
LEWISTON					
Polling	740	118	97	94 96.91%	3 3.09%
Absentee	740	275	212	211 99.53%	1 0.47%
Early Voting	740	0	0	0 -	0 -
Total	740	393	309	305 98.71%	4 1.29%
EAST WEAVER					
Polling	332	81	59	59 100.00%	0 0.00%
Absentee	332	130	96	96 100.00%	0 0.00%
Early Voting	332	0	0	0 -	0 -
Total	332	211	155	155 100.00%	0 0.00%
WEAVERVILLE					
Polling	966	211	168	166 98.81%	2 1.19%
Absentee	966	329	250	245 98.00%	5 2.00%
Early Voting	966	0	0	0 -	0 -
Total	966	540	418	411 98.33%	7 1.67%
SOUTH WEAVER					
Polling	511	113	94	92 97.87%	2 2.13%
Absentee	511	159	129	126 97.67%	3 2.33%
Early Voting	511	0	0	0 -	0 -
Total	511	272	223	218 97.76%	5 2.24%
DOUGLAS CITY					
Polling	626	99	70	70 100.00%	0 0.00%
Absentee	626	228	173	169 97.69%	4 2.31%
Early Voting	626	0	0	0 -	0 -
Total	626	327	243	239 98.35%	4 1.65%
INDIAN CREEK					
Polling	22	0	0	0 -	0 -
Absentee	22	13	9	9 100.00%	0 0.00%
Early Voting	22	0	0	0 -	0 -
Total	22	13	9	9 100.00%	0 0.00%
HAYFORK					
Polling	631	110	80	78 97.50%	2 2.50%
Absentee	631	207	155	151 97.42%	4 2.58%
Early Voting	631	0	0	0 -	0 -
Total	631	317	235	229 97.45%	6 2.55%
WILDWOOD					
Polling	37	0	0	0 -	0 -
Absentee	37	17	12	11 91.67%	1 8.33%
Early Voting	37	0	0	0 -	0 -
Total	37	17	12	11 91.67%	1 8.33%
OREGON MOUNTAIN					
Polling	88	0	0	0 -	0 -
Absentee	88	55	42	41 97.62%	1 2.38%
Early Voting	88	0	0	0 -	0 -
Total	88	55	42	41 97.62%	1 2.38%
JUNCTION CITY					
Polling	442	75	58	56 96.55%	2 3.45%

CONSOLIDATED STATEWIDE PRIMARY ELECTION
JUNE 3, 2014

Date:06/12/14
Time:15:12:32
Page:104 of 111

	TREASURER/TAX COLLECTOR						
	Reg. Voters	Times Counted	Total Votes	TERRI MCBRAYER		Write-In Votes	
Absentee	442	170	131	130	99.24%	1	0.76%
Early Voting	442	0	0	0	-	0	-
Total	442	245	189	186	98.41%	3	1.59%
BIG BAR							
Polling	135	0	0	0	-	0	-
Absentee	135	78	61	61	100.00%	0	0.00%
Early Voting	135	0	0	0	-	0	-
Total	135	78	61	61	100.00%	0	0.00%
BURNT RANCH							
Polling	141	0	0	0	-	0	-
Absentee	141	69	48	48	100.00%	0	0.00%
Early Voting	141	0	0	0	-	0	-
Total	141	69	48	48	100.00%	0	0.00%
DENNY							
Polling	167	0	0	0	-	0	-
Absentee	167	77	59	59	100.00%	0	0.00%
Early Voting	167	0	0	0	-	0	-
Total	167	77	59	59	100.00%	0	0.00%
NORTH WEAVER							
Polling	336	80	68	68	100.00%	0	0.00%
Absentee	336	139	106	106	100.00%	0	0.00%
Early Voting	336	0	0	0	-	0	-
Total	336	219	174	174	100.00%	0	0.00%
SALYER							
Polling	204	0	0	0	-	0	-
Absentee	204	69	48	47	97.92%	1	2.08%
Early Voting	204	0	0	0	-	0	-
Total	204	69	48	47	97.92%	1	2.08%
SOUTH HAYFORK							
Polling	576	105	76	72	94.74%	4	5.26%
Absentee	576	177	132	130	98.48%	2	1.52%
Early Voting	576	0	0	0	-	0	-
Total	576	282	208	202	97.12%	6	2.88%
FOREST GLEN							
Polling	9	0	0	0	-	0	-
Absentee	9	3	0	0	-	0	-
Early Voting	9	0	0	0	-	0	-
Total	9	3	0	0	-	0	-
POST MOUNTAIN							
Polling	126	0	0	0	-	0	-
Absentee	126	57	47	46	97.87%	1	2.13%
Early Voting	126	0	0	0	-	0	-
Total	126	57	47	46	97.87%	1	2.13%
MAD RIVER							
Polling	175	0	0	0	-	0	-
Absentee	175	92	72	70	97.22%	2	2.78%
Early Voting	175	0	0	0	-	0	-
Total	175	92	72	70	97.22%	2	2.78%
RUTH							
Polling	134	0	0	0	-	0	-
Absentee	134	86	63	60	95.24%	3	4.76%
Early Voting	134	0	0	0	-	0	-
Total	134	86	63	60	95.24%	3	4.76%
ZENIA							
Polling	95	0	0	0	-	0	-
Absentee	95	54	40	39	97.50%	1	2.50%
Early Voting	95	0	0	0	-	0	-
Total	95	54	40	39	97.50%	1	2.50%
HYAMPOM							
Polling	139	0	0	0	-	0	-
Absentee	139	77	56	54	96.43%	2	3.57%
Early Voting	139	0	0	0	-	0	-
Total	139	77	56	54	96.43%	2	3.57%

**CONSOLIDATED STATEWIDE PRIMARY ELECTION
JUNE 3, 2014**

Date:06/12/14
Time:15:12:32
Page:105 of 111

TREASURER/TAX COLLECTOR

	Reg. Voters	Times Counted	Total Votes	TERRI MCBRAYER	Write-In Votes
Total					
Polling	7064	992	770	755 98.05%	15 1.95%
Absentee	7064	2855	2163	2128 98.38%	35 1.62%
Early Voting	7064	0	0	0 -	0 -
Total	7064	3847	2933	2883 98.30%	50 1.70%

CONSOLIDATED STATEWIDE PRIMARY ELECTION
JUNE 3, 2014

Date:06/12/14
Time:15:12:32
Page:106 of 111

	Prop 41					
	Reg. Voters	Times Counted	Total Votes	YES		NO
Jurisdiction Wide						
COFFEE CREEK						
Polling	128	0	0	0	-	0
Absentee	128	77	75	38	50.67%	37
Early Voting	128	0	0	0	-	0
Total	128	77	75	38	50.67%	37
TRINITY CENTER						
Polling	209	0	0	0	-	0
Absentee	209	153	150	67	44.67%	83
Early Voting	209	0	0	0	-	0
Total	209	153	150	67	44.67%	83
MINERSVILLE						
Polling	95	0	0	0	-	0
Absentee	95	64	59	28	47.46%	31
Early Voting	95	0	0	0	-	0
Total	95	64	59	28	47.46%	31
LEWISTON						
Polling	740	118	112	63	56.25%	49
Absentee	740	275	257	146	56.81%	111
Early Voting	740	0	0	0	-	0
Total	740	393	369	209	56.64%	160
EAST WEAVER						
Polling	332	81	77	50	64.94%	27
Absentee	332	130	119	79	66.39%	40
Early Voting	332	0	0	0	-	0
Total	332	211	196	129	65.82%	67
WEAVERVILLE						
Polling	966	211	202	110	54.46%	92
Absentee	966	329	299	173	57.86%	126
Early Voting	966	0	0	0	-	0
Total	966	540	501	283	56.49%	218
SOUTH WEAVER						
Polling	511	113	106	65	61.32%	41
Absentee	511	159	143	77	53.85%	66
Early Voting	511	0	0	0	-	0
Total	511	272	249	142	57.03%	107
DOUGLAS CITY						
Polling	626	99	91	63	69.23%	28
Absentee	626	228	218	131	60.09%	87
Early Voting	626	0	0	0	-	0
Total	626	327	309	194	62.78%	115
INDIAN CREEK						
Polling	22	0	0	0	-	0
Absentee	22	13	12	5	41.67%	7
Early Voting	22	0	0	0	-	0
Total	22	13	12	5	41.67%	7
HAYFORK						
Polling	631	110	104	60	57.69%	44
Absentee	631	207	200	123	61.50%	77
Early Voting	631	0	0	0	-	0
Total	631	317	304	183	60.20%	121
WILDWOOD						
Polling	37	0	0	0	-	0
Absentee	37	17	17	8	47.06%	9
Early Voting	37	0	0	0	-	0
Total	37	17	17	8	47.06%	9
OREGON MOUNTAIN						
Polling	88	0	0	0	-	0
Absentee	88	55	50	26	52.00%	24
Early Voting	88	0	0	0	-	0
Total	88	55	50	26	52.00%	24
JUNCTION CITY						
Polling	442	75	71	36	50.70%	35

**CONSOLIDATED STATEWIDE PRIMARY ELECTION
JUNE 3, 2014**

Date:06/12/14
Time:15:12:32
Page:107 of 111

	Prop 41						
	Reg. Voters	Times Counted	Total Votes	YES		NO	
Absentee	442	170	164	103	62.80%	61	37.20%
Early Voting	442	0	0	0	-	0	-
Total	442	245	235	139	59.15%	96	40.85%
BIG BAR							
Polling	135	0	0	0	-	0	-
Absentee	135	78	72	39	54.17%	33	45.83%
Early Voting	135	0	0	0	-	0	-
Total	135	78	72	39	54.17%	33	45.83%
BURNT RANCH							
Polling	141	0	0	0	-	0	-
Absentee	141	69	66	42	63.64%	24	36.36%
Early Voting	141	0	0	0	-	0	-
Total	141	69	66	42	63.64%	24	36.36%
DENNY							
Polling	167	0	0	0	-	0	-
Absentee	167	77	76	33	43.42%	43	56.58%
Early Voting	167	0	0	0	-	0	-
Total	167	77	76	33	43.42%	43	56.58%
NORTH WEAVER							
Polling	336	80	71	36	50.70%	35	49.30%
Absentee	336	139	124	73	58.87%	51	41.13%
Early Voting	336	0	0	0	-	0	-
Total	336	219	195	109	55.90%	86	44.10%
SALYER							
Polling	204	0	0	0	-	0	-
Absentee	204	69	65	28	43.08%	37	56.92%
Early Voting	204	0	0	0	-	0	-
Total	204	69	65	28	43.08%	37	56.92%
SOUTH HAYFORK							
Polling	576	105	105	60	57.14%	45	42.86%
Absentee	576	177	170	108	63.53%	62	36.47%
Early Voting	576	0	0	0	-	0	-
Total	576	282	275	168	61.09%	107	38.91%
FOREST GLEN							
Polling	9	0	0	0	-	0	-
Absentee	9	3	3	0	0.00%	3	100.00%
Early Voting	9	0	0	0	-	0	-
Total	9	3	3	0	0.00%	3	100.00%
POST MOUNTAIN							
Polling	126	0	0	0	-	0	-
Absentee	126	57	56	35	62.50%	21	37.50%
Early Voting	126	0	0	0	-	0	-
Total	126	57	56	35	62.50%	21	37.50%
MAD RIVER							
Polling	175	0	0	0	-	0	-
Absentee	175	92	88	43	48.86%	45	51.14%
Early Voting	175	0	0	0	-	0	-
Total	175	92	88	43	48.86%	45	51.14%
RUTH							
Polling	134	0	0	0	-	0	-
Absentee	134	86	84	43	51.19%	41	48.81%
Early Voting	134	0	0	0	-	0	-
Total	134	86	84	43	51.19%	41	48.81%
ZENIA							
Polling	95	0	0	0	-	0	-
Absentee	95	54	53	32	60.38%	21	39.62%
Early Voting	95	0	0	0	-	0	-
Total	95	54	53	32	60.38%	21	39.62%
HYAMPOM							
Polling	139	0	0	0	-	0	-
Absentee	139	77	73	43	58.90%	30	41.10%
Early Voting	139	0	0	0	-	0	-
Total	139	77	73	43	58.90%	30	41.10%

CONSOLIDATED STATEWIDE PRIMARY ELECTION
JUNE 3, 2014

Date:06/12/14
 Time:15:12:33
 Page:108 of 111

Prop 41								
	Reg. Voters	Times Counted	Total Votes	YES		NO		
Total								
Polling	7064	992	939	543	57.83%	396	42.17%	
Absentee	7064	2855	2693	1523	56.55%	1170	43.45%	
Early Voting	7064	0	0	0	-	0	-	
Total	7064	3847	3632	2066	56.88%	1566	43.12%	

CONSOLIDATED STATEWIDE PRIMARY ELECTION
JUNE 3, 2014

Date:06/12/14
Time:15:12:33
Page:109 of 111

	Prop 42					
	Reg. Voters	Times Counted	Total Votes	YES		NO
Jurisdiction Wide						
COFFEE CREEK						
Polling	128	0	0	0	-	0
Absentee	128	77	70	32	45.71%	38
Early Voting	128	0	0	0	-	0
Total	128	77	70	32	45.71%	38
TRINITY CENTER						
Polling	209	0	0	0	-	0
Absentee	209	153	144	41	28.47%	103
Early Voting	209	0	0	0	-	0
Total	209	153	144	41	28.47%	103
MINERSVILLE						
Polling	95	0	0	0	-	0
Absentee	95	64	53	14	26.42%	39
Early Voting	95	0	0	0	-	0
Total	95	64	53	14	26.42%	39
LEWISTON						
Polling	740	118	112	55	49.11%	57
Absentee	740	275	253	102	40.32%	151
Early Voting	740	0	0	0	-	0
Total	740	393	365	157	43.01%	208
EAST WEAVER						
Polling	332	81	73	27	36.99%	46
Absentee	332	130	119	42	35.29%	77
Early Voting	332	0	0	0	-	0
Total	332	211	192	69	35.94%	123
WEAVERVILLE						
Polling	966	211	198	86	43.43%	112
Absentee	966	329	285	126	44.21%	159
Early Voting	966	0	0	0	-	0
Total	966	540	483	212	43.89%	271
SOUTH WEAVER						
Polling	511	113	101	48	47.52%	53
Absentee	511	159	137	48	35.04%	89
Early Voting	511	0	0	0	-	0
Total	511	272	238	96	40.34%	142
DOUGLAS CITY						
Polling	626	99	88	45	51.14%	43
Absentee	626	228	219	99	45.21%	120
Early Voting	626	0	0	0	-	0
Total	626	327	307	144	46.91%	163
INDIAN CREEK						
Polling	22	0	0	0	-	0
Absentee	22	13	12	6	50.00%	6
Early Voting	22	0	0	0	-	0
Total	22	13	12	6	50.00%	6
HAYFORK						
Polling	631	110	101	57	56.44%	44
Absentee	631	207	194	87	44.85%	107
Early Voting	631	0	0	0	-	0
Total	631	317	295	144	48.81%	151
WILDWOOD						
Polling	37	0	0	0	-	0
Absentee	37	17	17	7	41.18%	10
Early Voting	37	0	0	0	-	0
Total	37	17	17	7	41.18%	10
OREGON MOUNTAIN						
Polling	88	0	0	0	-	0
Absentee	88	55	51	23	45.10%	28
Early Voting	88	0	0	0	-	0
Total	88	55	51	23	45.10%	28
JUNCTION CITY						
Polling	442	75	71	25	35.21%	46

CONSOLIDATED STATEWIDE PRIMARY ELECTION
JUNE 3, 2014

Date:06/12/14
Time:15:12:33
Page:110 of 111

	Prop 42					
	Reg. Voters	Times Counted	Total Votes	YES		NO
Absentee	442	170	156	69	44.23%	87 55.77%
Early Voting	442	0	0	0	-	0 -
Total	442	245	227	94	41.41%	133 58.59%
BIG BAR						
Polling	135	0	0	0	-	0 -
Absentee	135	78	70	31	44.29%	39 55.71%
Early Voting	135	0	0	0	-	0 -
Total	135	78	70	31	44.29%	39 55.71%
BURNT RANCH						
Polling	141	0	0	0	-	0 -
Absentee	141	69	60	32	53.33%	28 46.67%
Early Voting	141	0	0	0	-	0 -
Total	141	69	60	32	53.33%	28 46.67%
DENNY						
Polling	167	0	0	0	-	0 -
Absentee	167	77	74	31	41.89%	43 58.11%
Early Voting	167	0	0	0	-	0 -
Total	167	77	74	31	41.89%	43 58.11%
NORTH WEAVER						
Polling	336	80	72	22	30.56%	50 69.44%
Absentee	336	139	125	52	41.60%	73 58.40%
Early Voting	336	0	0	0	-	0 -
Total	336	219	197	74	37.56%	123 62.44%
SALYER						
Polling	204	0	0	0	-	0 -
Absentee	204	69	66	20	30.30%	46 69.70%
Early Voting	204	0	0	0	-	0 -
Total	204	69	66	20	30.30%	46 69.70%
SOUTH HAYFORK						
Polling	576	105	102	38	37.25%	64 62.75%
Absentee	576	177	164	79	48.17%	85 51.83%
Early Voting	576	0	0	0	-	0 -
Total	576	282	266	117	43.98%	149 56.02%
FOREST GLEN						
Polling	9	0	0	0	-	0 -
Absentee	9	3	2	0	0.00%	2 100.00%
Early Voting	9	0	0	0	-	0 -
Total	9	3	2	0	0.00%	2 100.00%
POST MOUNTAIN						
Polling	126	0	0	0	-	0 -
Absentee	126	57	55	31	56.36%	24 43.64%
Early Voting	126	0	0	0	-	0 -
Total	126	57	55	31	56.36%	24 43.64%
MAD RIVER						
Polling	175	0	0	0	-	0 -
Absentee	175	92	91	37	40.66%	54 59.34%
Early Voting	175	0	0	0	-	0 -
Total	175	92	91	37	40.66%	54 59.34%
RUTH						
Polling	134	0	0	0	-	0 -
Absentee	134	86	82	29	35.37%	53 64.63%
Early Voting	134	0	0	0	-	0 -
Total	134	86	82	29	35.37%	53 64.63%
ZENIA						
Polling	95	0	0	0	-	0 -
Absentee	95	54	51	16	31.37%	35 68.63%
Early Voting	95	0	0	0	-	0 -
Total	95	54	51	16	31.37%	35 68.63%
HYAMPOM						
Polling	139	0	0	0	-	0 -
Absentee	139	77	71	31	43.66%	40 56.34%
Early Voting	139	0	0	0	-	0 -
Total	139	77	71	31	43.66%	40 56.34%

CONSOLIDATED STATEWIDE PRIMARY ELECTION
JUNE 3, 2014

Date:06/12/14
 Time:15:12:33
 Page:111 of 111

Prop 42								
	Reg. Voters	Times Counted	Total Votes	YES		NO		
Total								
Polling	7064	992	918	403	43.90%	515	56.10%	
Absentee	7064	2855	2621	1085	41.40%	1536	58.60%	
Early Voting	7064	0	0	0	-	0	-	
Total	7064	3847	3539	1488	42.05%	2051	57.95%	