



PROPOSED BUDGET

FISCAL YEAR
2021/2022

Compiled by the Offices of the County Administrator and Auditor-Controller

THIS PAGE LEFT BLANK INTENTIONALLY



TRINITY COUNTY

Office of the County Administrator

P.O. BOX 1613, WEAVERVILLE, CALIFORNIA 96093-1613
PHONE (530) 623-1382 FAX (530) 623-8365

TO: Trinity County Board of Supervisors

FROM: Trinity County Administration

SUBJECT: Fiscal Year 2021/2022 Proposed Budget

DATE: September 7, 2021

Presented is the proposed budget for fiscal year 21/22. The total budget including enterprise funds, internal service funds, dependent districts and contingency is \$124,249,960. The General Fund component is \$26,744,682, which includes \$11,815,085 in discretionary revenues and a cash balance forward (carryover) of \$3,723,391. All available revenues have been appropriated. The budget as presented provides for a contingency of \$524,406 and ensures payments on the Umpqua Loan (refunding of the 05 Certificates of Participation) and TPUD Hospital Loan are fully funded.

The costs of salary and benefits comprise 35.3% of the total budget, but 65.9% of the general fund budget. We are continuing to fund 100% of our Annual Determined Contribution (ADC) for our Other Post-Employment Benefits (OPEB) obligation. Rates for the County's share of CalPERS Retirement for miscellaneous employees increased by 2.088% to 42.60%, and the contribution for safety employees hired before AB340 increased by 10.967% to 78.12% and for safety employees hired after AB340 increased by 0.226% to 13.69%.

Within the General Fund, requested expenditures and contingency exceeded anticipated revenues by \$5,254,541. This shortage has been balanced using a combination of cash carryover (\$3,723,391), expenditure cuts (\$819,990) and revenue increases (\$711,160). The proposed budget ensures debt service obligations are met and capacity for revenue generations is maintained without major cuts to any department.

Please keep in mind that, should you desire to increase the recommended discretionary General Fund budget contribution for any department, that same amount must be decreased in another general fund department or departments.

Preparing the budget is a long and difficult process where tough decisions must be made. Submitting a balanced County budget cannot be accomplished without the support, cooperation, and understanding of all County departments and certainly without the dedicated work of the Auditor's Office and CAO staff.

THIS PAGE LEFT BLANK INTENTIONALLY

TABLE OF CONTENTS

Budget Overview	1
County Wide Revenues by Source	3
General Fund Revenues by Source	8
Property Tax Apportionment	9
Expenditures by Function	10
Total Budget by Function	15
General Fund Budget by Function	17
General Fund Discretionary Contributions by Function	18
General Fund Discretionary Contributions by Department	19
Revenues and Expenditures 5 Year Trends	21
Debt Services	23
County Organizational Chart - The Electorate	25
County Allocation Listing of Positions	26
Fund Ledger	41
Ag Commissioner/Sealer, Joseph Moreo	45
2490 Agricultural Commissioner	48
Auditor/Controller, Angela Bickle	51
1000 General Fund	57
1101 County Audit	60
1300 Auditor/Controller	61
1500 Courts General	64
1710 General Reserve	65
1990 Contributions to Other Funds	66
2170 Public Defender	67
2600 LAFCO Contribution	68
7990 Debt Service	69
8501 Public Defender Realignment	71
8555 Law Library Trust	72
8560 Supplemental Law Enforcement Realign 2011	73
8581 County Criminal Justice Facility	74
8589 EMS: Physicians	75
8590 EMS Hospital	76
8591 EMS Discretionary	77
8802 Working Cap Copier	78
9100 Trinity Hospital	80
Behavioral Health Services, Connie Cessna-Smith	81
4200 Behavioral Health Services	89
4230 Alcohol & Other Drug Services	92
8485 Cedar Home Maintenance	95
8504 BHS Realignment 2011	96

8563	Mental Health SMA Reserve-----	97
8570	MHSA CSS -----	98
8577	MHSA Other-----	99
8578	MHSA Prudent Reserve-----	100
8579	MH Audit Exceptions Reserve-----	101
8595	Alpine House Maintenance-----	102
9494	MH Realignment-----	103
Building & Planning, Kim Hunter-----		105
2480	Building & Development Svcs -----	109
2481	Environmental Health-----	112
2800	Planning Department -----	115
8238	General Plan Update-----	118
8239	Cannabis-----	119
8598	Local Enforcement Agency Grant-----	122
Child Support Services, Bennett Hoffman-----		123
2130	Child Support Services -----	127
Cooperative Extension, Larry Forero-----		131
6200	Trinity County Coop Extension 4H-----	135
Co. Clerk/Recorder/Elections/Assessor, Shanna White-----		137
1400	Assessor -----	143
1650	Elections -----	145
2500	Clerk/Recorder-----	147
8197	Supplement for County Assessor-----	149
8513	Micrographics -----	150
8515	Auto Records Retrieval-----	151
8517	Vitals -----	152
8521	SS Truncation-----	153
County Administration, Richard Kuhns, Psy.D-----		155
<i>Administration Division</i>		
1050	Code Enforcement Settlement -----	165
1100	Board of Supervisors -----	166
1200	Co Administration -----	168
1600	County Counsel-----	170
2050	Grand Jury-----	171
2430	Fire Protection-----	172
2700	Natural Resources -----	173
2740	Fish & Game Commission-----	174
3300	Advertising County Resources-----	175
5345	Commission On Aging -----	176
8114	American Rescue Plan Act -----	177

8483 Title III Forest Reserve-----	178
8667 Trinity County Waterworks #1 -----	180
General Services Division	
1750 General Services-----	181
1810 County Building Program-----	184
2950 Vehicle Abatement -----	185
8803 Working Cap Motor Pool-----	187
9300 Cemetery Enterprise-----	189
Grants Division	
1950 Grants Dept -----	191
1970 CDBG Grants -----	192
1974 CDBG PI-----	193
8193 Grants Administration-----	194
Library Division	
6000 Library -----	196
Solid Waste Division	
8445 Landfill Closure -----	198
9500 Solid Waste -----	199
District Attorney, David Brady -----	203
2100 District Attorney-----	211
8192 Victim Witness - DA -----	214
8500 DA Realignment 2011 -----	216
8588 Asset Seizure - DA -----	217
Health & Human Services, Liz Hamilton -----	219
2260 Emergency Services - OES -----	229
4100 Tobacco Program -----	231
4115 Tobacco Program - Prop 56 -----	233
4180 Women, Infants & Children-----	234
4402 Health (<i>formerly dept 4000</i>)-----	236
5000 Welfare -----	242
5050 Categorical Aid -----	245
5080 Indigent Care -----	247
5090 Veterans Services Officer-----	248
5105 Public Guardian (<i>formerly dept 5100</i>)-----	250
8489 Child Pov & Family Support -----	253
8492 Realignment-Social Services -----	254
8493 Realignment-Health Services -----	255
8503 HHS Realignment 2011 -----	256
8511 County Children's Fund-----	257
8543 HHP-----	258
8544 Pandemic -----	260
8545 Public Health Emergency Response -----	262
8550 CDC -----	264

Human Resources, Shelly Nelson	267
1250 Human Resources	273
1890 Insurance/Risk Management	275
6300 OPEB Revocable Trust	278
Information Technology, Michael Singleton	281
1940 Information Technology	287
Probation, Ruby Fierro	291
2400 Probation	296
2425 Evidence Based Probation Supervision	299
2460 Juvenile Hall	300
8113 Adult Drug Court Grant Program	303
8199 JAG Grant Probation	304
8499 Local Community Corr. Realignment 2011	305
8502 Juvenile Justice Realignment 2011	306
8522 Comm Corrections Perform Incnt	307
8542 Fingerprint Identification	308
8562 Local Law Enforcement Probation Realignment	309
8594 Probation Asset Seizure	310
Sheriff/Jail, Tim Saxon	311
2110 Coroner	317
2200 Sheriff	318
2205 Code Enforcement	322
2210 Lake Patrol	324
2270 Search and Rescue	326
2280 Cannabis Eradication	327
2300 Jail	329
2301 Jail Health	332
2350 Animal Control	334
8556 Inmate Welfare Program	337
8561 Local Law Enforcement Sheriff Realignment	338
8592 Treasury Asset Seizure	339
8593 State and Local Asset Seizure	340
Transportation, Richard Tippet	341
1760 Road Reserves	345
1770 Road Construction Reserves	346
1812 New Jail Capital Project	348
1852 Airport Operations	350
1853 Airport Development Program	352
1854 Special Aviation	354
1910 Surveyor	356

3000	Public Works (Formerly Road Dept.)-----	357
3110	Miscellaneous Public Works-----	360
3360	Public Transit Article 4-----	361
3361	Public Transit Non-Transit-----	364
3362	Public Transit Article 8-----	365
8105	SB1 Funding Road Operations/Construction-----	366
8201	Hayfork Lighting District-----	368
8202	Weaverville Lighting District-----	369
8237	Transportation Commission Fund-----	370
8461	Local Transportation-----	372
8462	Transit Assist Fund-----	373

Treasurer/Tax Collector, Terri McBrayer-----	375
1350 Treasurer/Tax Collector-----	381
8558 County Blood Alcohol-----	384
8638 Tax Collector Fund for Cost-----	385

THIS PAGE LEFT BLANK INTENTIONALLY



BUDGET OVERVIEW

THIS PAGE LEFT BLANK INTENTIONALLY

The examples shown below follow the requirement of the State Controller as outlined in the State of California Accounting Standards and Procedures for Counties.

Example of Revenue by Sources

- **Interfund**
 - Interfund UAL
- **Taxes**
 - Current Secured
 - Current Unsecured
 - Prior Secured
 - Prior Unsecured
 - Supplemental
 - Sales and Use Taxes
 - Other Taxes
- **Licenses, Permits**
 - Animal Licenses
 - Construction Permits
 - Franchises
 - Other Licenses and Permits
- **Fines, Forfeitures & Penalties**
 - Vehicle Code Fines
 - Other Court Fines
 - Forfeitures and Penalties
 - Penalties and Costs on Delinquent Taxes
- **Use of Money and Property**
 - Interest Income
 - Rents and Concessions
- **Intergovernmental Revenues**
 - Governmental Aid – State
 - Governmental Aid – Federal
 - Other Government Agencies
- **Charges for Current Services**
 - Interfund/Intrafund
 - Administrative Fees
 - Direct Charge A87
 - Hotel Tax Administration
- **Miscellaneous Revenue**
 - Miscellaneous Revenue
 - Restitution
 - Reimbursables
 - Insurance Subsidies
- **Other Financing Sources**
 - Sale of Fixed Assets
 - Short Term Loan Receivable
 - Long Term Loan Receivable
- **Prior Period Adjustments**
 - Prior Year Adjustment
- **Transfers In**
 - Transfer In
 - PUD-MCMS Transfer In

STATE OF CALIFORNIA
COUNTY OF TRINITY
SUMMARY OF ADDITIONAL FINANCING SOURCES BY SOURCE AND FUND
GOVERNMENTAL FUNDS
FOR FISCAL YEAR 2021/22

DESCRIPTION	2019/20 ACTUAL	2020/21 ACTUAL	2021/22 RECOMMENDED	2021/22 ADOPTED BY THE BOARD OF SUPERVISORS
1	2	3	4	5

Summarization by Source

Interfund Revenues	(1,275,421)			
Taxes	10,472,139	11,623,884	11,338,167	
Licences And Permits	3,364,305	3,843,369	3,521,676	
Fines, Forfeitures & Penalties	1,105,217	872,446	589,900	
Use Of Money And Property	586,293	156,740	399,995	
Intergovernmental Revenues	43,551,814	45,651,525	55,376,082	
Charges For Services	17,577,352	16,398,014	19,654,186	
Miscellaneous Revenues	1,847,753	3,063,923	703,386	
Other Financing Sources	1,177,987	48,369	57,000	
Prior Period Adjustments	67,213	894,087		
Transfers-in	14,105,245	13,824,096	21,478,114	
Total Summarization by Source	\$ 92,579,900	\$ 96,376,457	\$ 113,118,506	\$

Summarization by Fund

General Fund	25,873,612	23,907,852	23,106,291	
Road Fund	7,378,076	4,645,922	6,325,308	
Road Reserves Fund	43,371		349,363	
Road Construction Reserve	1,667,945	1,574,589	12,395,748	
Sb1 Funding Road Oper/const		2,057,729	3,544,789	
Debt Service Fund	(729,472)	663,215	762,844	
Tobacco Program Fund	222,650	75,181	150,000	
Human Services Fund	12,852,929	12,635,981	16,182,900	
Behavioral Health Services	5,068,711	3,645,596	5,324,037	
Adult Drug Court Grant Program	68,810	95,851	100,000	
American Rescue Plan Act		1,193,108		
Tobacco Program - Prop 56	166,883	76,234	151,950	
Child Support Services	104,870	308,048	725,799	
Violence Against Women	33,568	4,778		
Anti-drug Abuse Da	9			
Child Abuse Vert Pros	(0)			
Capital Projects-jdf	0			
New Jail Capital Project	7,369,155	9,714,563	3,950,000	
Lake Patrol	184,125	128,489	159,246	
Anti-drug Abuse Sheriff	249			

STATE OF CALIFORNIA
COUNTY OF TRINITY
SUMMARY OF ADDITIONAL FINANCING SOURCES BY SOURCE AND FUND
GOVERNMENTAL FUNDS
FOR FISCAL YEAR 2021/22

DESCRIPTION	2019/20 ACTUAL	2020/21 ACTUAL	2021/22 RECOMMENDED	2021/22 ADOPTED BY THE BOARD OF SUPERVISORS
1	2	3	4	5
Marijuana Supp Program S.o.	(7)			
Emergency Services	445,670	298,943	688,521	
Cannabis Eradication Pros	104,174	62,798	98,060	
National Forest Eradication	136			
Ada Recovery Act Program	102			
Fish And Game Fund	2,168	1,845	2,120	
Airport Operations	72,307	58,088	113,800	
Airport Development Program	138,994	8,100	112,800	
Special Aviation Development	53,325	85,749	130,199	
Transit Fund	1,632,959	526,175	1,599,701	
Non-transit Fund	2,943	1,899	3,733	
Anti-drug Abuse Probation	441			
Victim Witness Program	167			
Community Correction Perform	200,000	150,000	200,000	
General Reserve	100		120	
Natural Resources Grant Fund	638		600	
Vehicle Abatement	16,126	13,324	16,175	
Women Infants & Children	340,742	162,692	370,144	
Substance Use Disorder Service	882,227	761,143	767,231	
Cdbg Rehab Account	1,023			
T.r.a.n. Fund	0			
Miscellaneous Grants	1,218			
Opeb Isf	7,177,279	6,197,280	6,375,789	
Program Income	5,123	13,123		
Appoe Grant Tcda	(6)			
Victim Witness- Da	283,779	179,975	301,847	
Grants Administration	408,751	531,010	1,379,572	
Calhome Pi	1,513			
Home Pi	2,914	29,885		
Victim Xc Grant - Da	156			
Supplement For County Assessor	6,095	1,237	2,500	
Jag Grant Probation	4,328			
Hayfork Lighting District	20,784	19,960	19,275	
Weaverville Lighting District	63,044	61,661	65,200	
Transportation Commission	500,587	310,168	528,875	
General Plan Update	446,225	551,718	447,000	

STATE OF CALIFORNIA
COUNTY OF TRINITY
SUMMARY OF ADDITIONAL FINANCING SOURCES BY SOURCE AND FUND
GOVERNMENTAL FUNDS
FOR FISCAL YEAR 2021/22

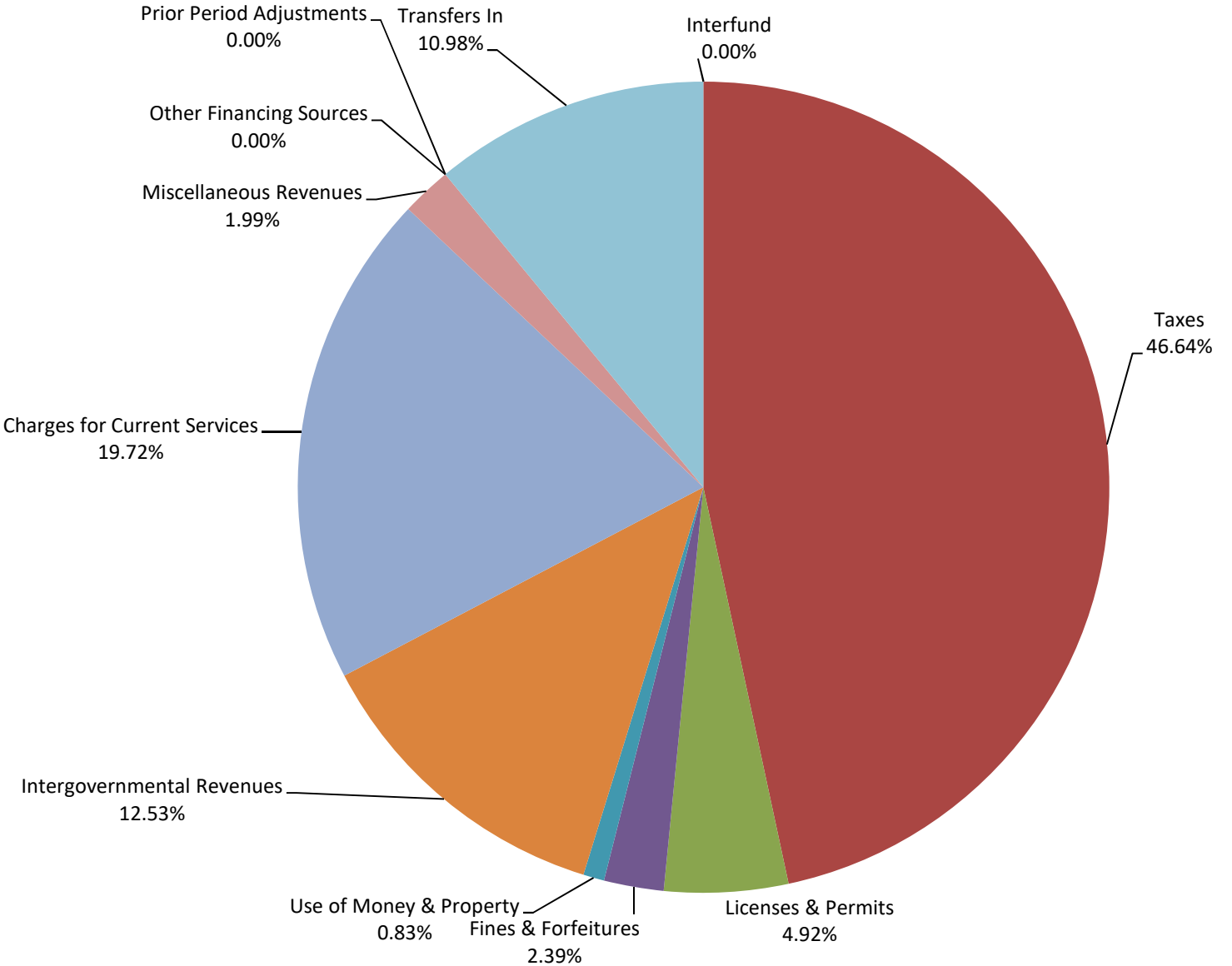
DESCRIPTION	2019/20 ACTUAL	2020/21 ACTUAL	2021/22 RECOMMENDED	2021/22 ADOPTED BY THE BOARD OF SUPERVISORS
1	2	3	4	5
Cannabis Planning	1,829,103	2,248,238	2,055,500	
Health Department		1,349,740	4,077,564	
Jrjbg				
Landfill Closure Trust	135	10,000	10,000	
Transportation Fund	356,490	385,618	300,000	
Transit Assistance Fund	303,653	71,553	97,211	
Forest Reserve Title	87,278	80,112	1,500	
Cedar Home Maintenance Fund	7,659	7,500	7,675	
Realign: Child Pov & Fam Supp	220,163	192,980	197,806	
Realignment Social Services	1,780,404	2,001,512	1,951,226	
Realignment Health Services	1,509,894	1,750,371	1,512,662	
Realignment Mental Health	748,246	717,838	673,639	
Local Comm Corr Real Fund 2011	692,172	843,902	737,707	
D.a. Realignment Fund 2011	8,595	9,629	7,800	
Public Defender Real 2011	8,590	9,629	10,000	
Juv Justice Realignment 2011	137,707	194,424	117,000	
H&hs Realignment Fund 2011	2,906,591	3,436,484	3,372,675	
Bhs Realignment Fund 2011	915,111	1,060,683	901,959	
Public Safety (COPS)	0			
County Childrens Fund	30,368	30,460	30,500	
Micrographics Fund	4,155	4,648	4,000	
Auto Records Retrieval Fund	15,346	19,702	15,000	
Vital Statistics Fund	1,509	1,425		
Comm. Corrections Performance	100,523	100,000	100,000	
Comm. Orientated Police Svs	(1)			
Fingerprint Identification Fun	16,284	12,617	16,300	
Hpp	143,787	89,293	152,719	
Pandemic	61,634	28,357	60,446	
Public Health Emergency Resp	423,706	990,021	1,325,689	
Cdc Pub Hlth Emerg Preparedness	170,040	62,002	141,853	
Law Library	4,109	6,258	5,100	
Sheriff's Inmate Welfare Fund	15,788	15,294	27,006	
County Blood/alcohol Testing	1,795	1,606	1,500	
Supp Law Enforce Realign 2011	148,507	143,986	150,000	
Local Law Enfoce Sheriff Real	576,308	581,322	520,305	
Local Law Encorement Prob-real	81,935	82,344	81,536	

STATE OF CALIFORNIA
COUNTY OF TRINITY
SUMMARY OF ADDITIONAL FINANCING SOURCES BY SOURCE AND FUND
GOVERNMENTAL FUNDS
FOR FISCAL YEAR 2021/22

DESCRIPTION	2019/20 ACTUAL	2020/21 ACTUAL	2021/22 RECOMMENDED	2021/22 ADOPTED BY THE BOARD OF SUPERVISORS
1	2	3	4	5
Mental Health Sma Reserve	335,679	1,636,750	270,000	
Mental Health Services Act	1,328,941	1,673,738	2,010,547	
Mhsa Other Funding	363,396	515,908	631,488	
Mhsa Prudent Reserve	7,752	1,242	7,500	
M.h. Audit Exceptions Reserve		179,327	592,722	
Co Crim Just Facil Const Fund	14,311	12,668	13,000	
Dept Of Justice Asset Seizure	293			
Asset Seizure District Attny	18,658	36,413	12,000	
Ems: Physicians	9,831	7,079		
Ems: Hospital	3,600	3,051	3,030	
Ems: Discretionary	2,544	2,075	2,600	
Dept Of Treas Asset Seizure	840	3		
State & Local Asset Seizure	33,121	163,782		
Asset Seizure Probation	15,864	32,855		
Alpine House Maintenance Fund	8,429	7,500	8,700	
Local Enforcement Agency Grant	16,133		16,010	
Prison Rape Elimination Act	259			
Tax Collector Fund For Costs	26,090	27,460	27,000	
Trinity County Waterworks #1	7,932	8,547	7,872	
Working Capital Copier	46,344	41,549	46,500	
Working Capital Motor Pool	275,195	230,463	392,050	
Hospital Enterprise Fund	12,310		(85,000)	
Cemetery Enterprise Fund	8,916	12,753	12,700	
Solid Waste Enterprise Fund	3,614,316	4,489,803	4,034,372	
Total Summarization by Fund	\$ 92,579,900	\$ 96,376,457	\$ 113,118,506	\$

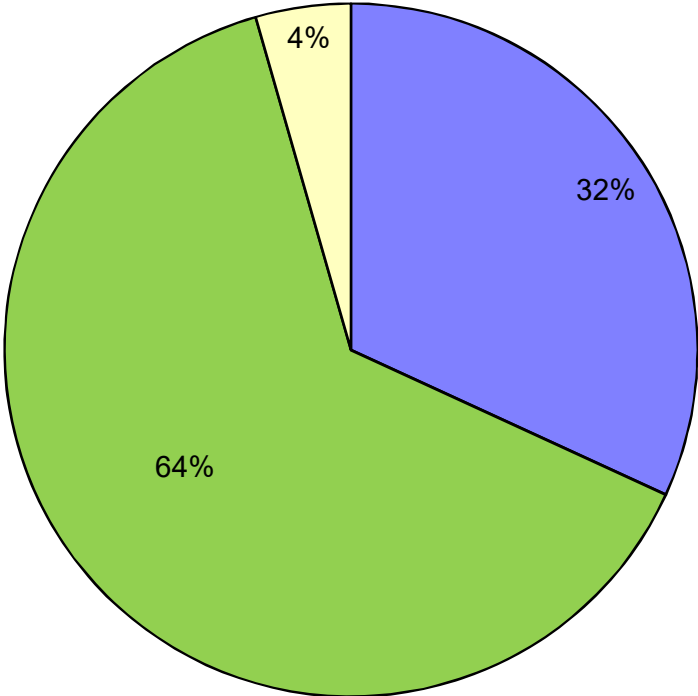
FY 21/22 General Fund Recommended Revenues Budget

\$23,106,291



∞

Property Tax Apportionment Percentages



- County
- Schools
- Special Districts

The examples shown below follow the requirement of the State Controller as outlined in the State of California Accounting Standards and Procedures for Counties.

Example of Expenditures by Function

- **General Government**
 - Board of Supervisors
 - Administration & Personnel
 - Auditor
 - Treasurer/Tax Collector
 - Assessor
 - County Counsel
 - Elections
 - General Services
 - Insurance/Risk Management
 - Surveyor
 - Information Technology
 - Advertising County Resources
 - Collections
 - Contributions to Other
- **Public Protection**
 - District Attorney/Public Administrator
 - Sheriff
 - Coroner
 - Lake Patrol
 - Emergency Services-OES
 - Search and Rescue
 - Jail
 - Animal Control
 - Probation
 - Juvenile Hall
 - Asset Seizure
 - Public Defender
 - Building & Development Services
 - Planning and Zoning
 - Agricultural Commissioner
 - Clerk/Recorder
 - Child Support Services
 - Vehicle Abatement
 - Public Guardian
 - Fire Protection
 - Law Library
 - Grand Jury
 - LAFCO
- **Public Protection (continued)**
 - Cemetery Enterprise
 - Fish & Game Commission
- **Public Ways and Facilities**
 - Roads
 - Airports
 - Transportation Commission
 - Transit
 - Public Works
- **Health & Sanitation**
 - Health Department
 - Women, Infant and Children
 - Behavioral Health Services
 - Alcohol & Other Drug Services
 - Landfill Closure Fund
 - Solid Waste Enterprise
- **Public Assistance**
 - Victim Witness
 - Welfare
 - Categorical Aids
 - Indigent Care and Burial
 - Veterans Services
 - Commission on Aging
 - CDBG Rehab, DRI, Home, Federal & State Grants
- **Education**
 - Library
 - Cooperative Extension/4 – H

STATE OF CALIFORNIA
COUNTY OF TRINITY
SUMMARY OF FINANCING USES BY FUNCTION AND FUND
GOVERNMENTAL FUNDS
FOR FISCAL YEAR 2021/22

DESCRIPTION	2019/20 ACTUAL	2020/21 ACTUAL	2021/22 RECOMMENDED	2021/22 ADOPTED BY THE BOARD OF SUPERVISORS
1	2	3	4	5

Summarization by Function

General Government	25,551,278	26,952,390	17,758,590	
Public Protection	17,948,926	18,240,843	21,818,738	
Public Ways And Facilities	12,234,080	12,966,203	35,745,207	
Health And Sanitation	17,571,265	14,979,907	23,118,693	
Public Assistance	17,918,926	17,926,880	24,086,144	
Education	422,210	403,707	458,574	
Debt Service	855,563	725,198	728,005	
Subtotal Financing Uses	\$ 92,502,251	\$ 92,195,130	\$ 123,713,951	\$

Provisions for Obligated Fund Balances

Total Obligated Fund Balances	\$	\$	\$	\$
Total Financing Uses	\$ 92,502,251	\$ 92,195,130	\$ 123,713,951	\$

Summarization by Fund

General Fund	25,615,155	24,785,445	26,220,276	
Road Fund	6,144,331	7,051,482	10,204,859	
Road Reserves Fund			920,000	
Road Construction Reserve	1,591,533	1,662,609	11,684,623	
Sb1 Funding Road Oper/const		378,004	5,377,994	
Debt Service Fund	855,563	725,198	728,005	
Tobacco Program Fund	164,943	120,607	258,812	
Human Services Fund	12,891,637	13,003,202	16,192,837	
Behavioral Health Services	4,566,248	4,772,112	5,329,076	
Adult Drug Court Grant Program	57,455	80,679	100,000	
Tobacco Program - Prop 56	166,791	151,426	152,713	
Child Support Services	200,478	397,296	725,799	
Violence Against Women	33,551	373		
Capital Projects	74,166	22,206	23,110	
New Jail Capital Project	10,449,087	10,329,878	2,951,614	
Lake Patrol	174,172	161,224	171,831	
Anti-drug Abuse Sheriff	6			
Emergency Services	270,481	366,522	688,661	
Cannabis Eradication Pros	94,416	71,400	100,133	
National Forest Eradication	78	18		
Ada Recovery Act Program	2			
Fish And Game Fund	1,922	462	8,250	

STATE OF CALIFORNIA
COUNTY OF TRINITY
SUMMARY OF FINANCING USES BY FUNCTION AND FUND
GOVERNMENTAL FUNDS
FOR FISCAL YEAR 2021/22

DESCRIPTION	2019/20 ACTUAL	2020/21 ACTUAL	2021/22 RECOMMENDED	2021/22 ADOPTED BY THE BOARD OF SUPERVISORS
1	2	3	4	5
Airport Operations	63,325	54,360	113,657	
Airport Development Program	123,330		118,050	
Special Aviation Development	21,641	62,069	138,550	
Transit Fund	961,179	810,609	1,745,124	
Non-transit Fund	2,943		3,733	
Anti-drug Abuse Probation	11			
Victim Witness Program	4			
Community Correction Perform	159,536	101,148	202,000	
Natural Resources Grant Fund	511	582	600	
Vehicle Abatement	20,747	19,989	22,928	
Women Infants & Children	324,446	211,083	370,144	
Substance Use Disorder Service	782,375	737,907	767,931	
T.r.a.n. Fund	13	0		
Opeb Isf	7,051,123	7,270,463	6,216,096	
Program Income		7,000	831,026	
Victim Witness- Da	235,095	217,548	302,267	
Grants Administration	150,916	200,166	1,108,031	
Victim Xc Grant - Da	10,990			
Supplement For County Assessor	155,438	1,237	2,500	
Jag Grant Probation	420	2,353	2,035	
Hayfork Lighting District	7,649	8,416	86,100	
Weaverville Lighting District	28,797	32,270	135,200	
Transportation Commission	416,235	200,539	630,863	
General Plan Update	53,112	81,374	1,205,620	
Cannabis Planning	2,214,886	2,214,904	3,009,119	
Health Department		2,439,727	4,075,960	
Transportation Fund	447,545	336,429	404,662	
Transit Assistance Fund	178,735	104,275	86,053	
Forest Reserve Title	92,901	31,269	191,500	
Realign: Child Pov & Fam Supp	204,741	148,000	197,806	
Realignment Social Services	1,627,942	1,392,000	1,951,226	
Realignment Health Services	1,321,061	292,100	1,778,551	
Realignment Mental Health	748,246	608,227	673,639	
Local Comm Corr Real Fund 2011	720,265	647,227	677,459	
D.a. Realignment Fund 2011	3	6,108	7,000	
Public Defender Real 2011	7,540	9,724	10,000	

**STATE OF CALIFORNIA
COUNTY OF TRINITY
SUMMARY OF FINANCING USES BY FUNCTION AND FUND
GOVERNMENTAL FUNDS
FOR FISCAL YEAR 2021/22**

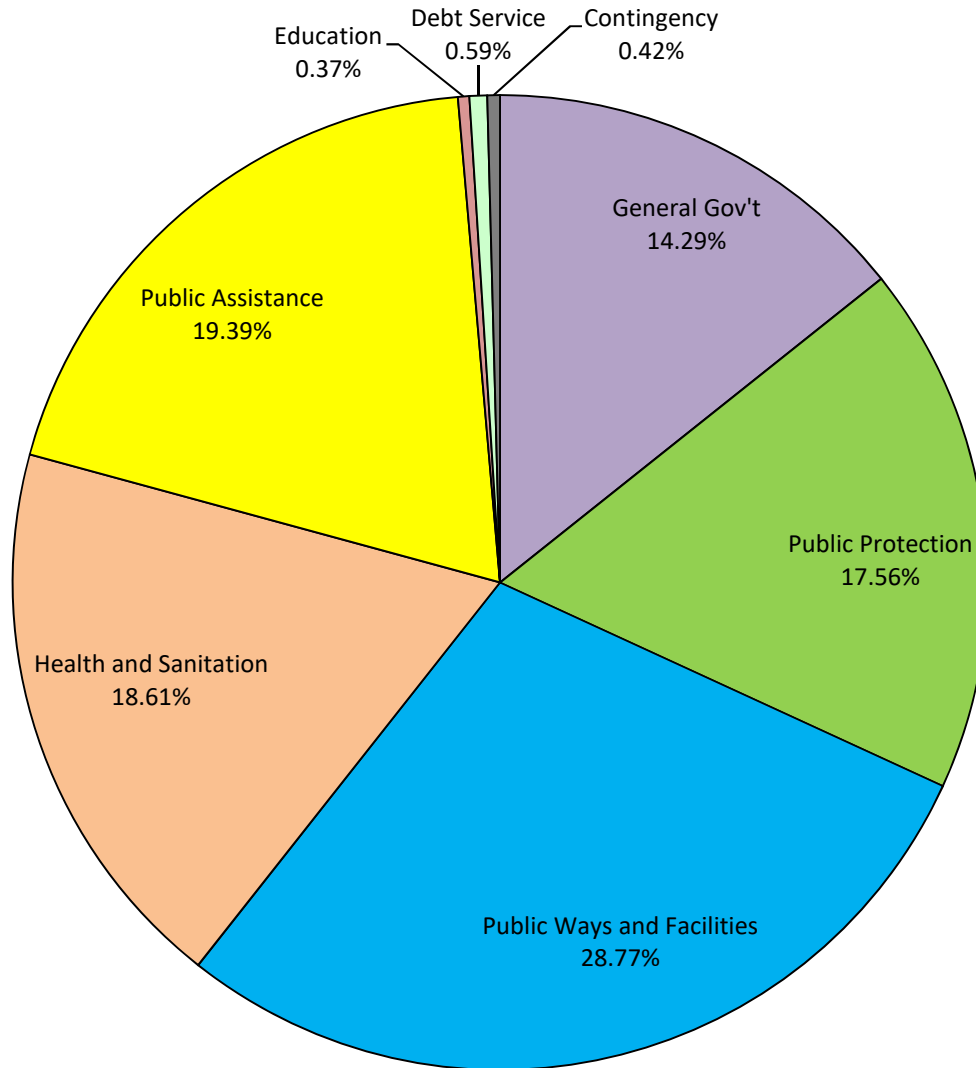
DESCRIPTION	2019/20 ACTUAL	2020/21 ACTUAL	2021/22 RECOMMENDED	2021/22 ADOPTED BY THE BOARD OF SUPERVISORS
1	2	3	4	5
Juv Justice Realignment 2011	84,149	98,310	117,050	
H&hs Realignment Fund 2011	2,883,292	2,872,000	3,372,675	
Bhs Realignment Fund 2011	929,570	867,018	901,959	
County Childrens Fund	34,917	11,020	37,300	
Micrographics Fund	16		50	
Auto Records Retrieval Fund	51		20,200	
Vital Statistics Fund	1,004	1,060	2,015	
Social Security Trunc Fund	10		40	
Comm. Corrections Performance	50,006	100,000	100,050	
Fingerprint Identification Fun	18,261		20,050	
Hpp	123,634	72,833	152,719	
Pandemic	70,117	30,751	60,446	
Public Health Emergency Resp	242,949	1,077,938	1,452,713	
Cdc Pub Hlth Emerg Preparedness	128,213	64,714	141,854	
Law Library	5,003	5,000	6,000	
Sheriff's Inmate Welfare Fund	20,289	20,714	27,000	
County Blood/alcohol Testing	1,852	1,795	1,502	
Supp Law Enforce Realign 2011	148,507	143,986	150,000	
Local Law Enfoce Sheriff Real	511,913	564,857	520,305	
Local Law Encorement Prob-real	18,876	70,842	81,536	
Mental Health Sma Reserve			21,983	
Mental Health Services Act	1,563,954	20,996	1,758,781	
Mhsa Other Funding	295,432		436,579	
Mhsa Prudent Reserve		42,282	25,000	
M.h. Audit Exceptions Reserve		46,492	592,722	
Co Crim Just Facil Const Fund	14		20	
Dept Of Justice Asset Seizure	7			
Asset Seizure District Attny	90	9,308	102,600	
Ems: Physicians	89,395	707	20,810	
Ems: Hospital	3,736	305	3,905	
Ems: Discretionary	4,892	1,141	5,105	
Dept Of Treas Asset Seizure	50,836	2	4	
State & Local Asset Seizure	89,668	52,265	6,000	
Asset Seizure Probation	25	7,419	85	
Local Enforcement Agency Grant	9,706	5,067	16,240	
Prison Rape Elimination Act	249	0		

STATE OF CALIFORNIA
COUNTY OF TRINITY
SUMMARY OF FINANCING USES BY FUNCTION AND FUND
GOVERNMENTAL FUNDS
FOR FISCAL YEAR 2021/22

DESCRIPTION	2019/20 ACTUAL	2020/21 ACTUAL	2021/22 RECOMMENDED	2021/22 ADOPTED BY THE BOARD OF SUPERVISORS
1	2	3	4	5
Tax Collector Fund For Costs	50,000	60,000	35,182	
Trinity County Waterworks #1	11,669	13,964	14,000	
Working Capital Copier	47,680	71,457	74,204	
Working Capital Motor Pool	192,232	105,482	415,298	
Cemetery Enterprise Fund	12,025	15,614	15,955	
Solid Waste Enterprise Fund	3,322,254	3,410,513	4,099,991	
Total Financing Uses	\$ 92,502,251	\$ 92,195,130	\$ 123,713,951	\$

FY 21/22 Total Recommended Expenditure Budget

\$124,238,357



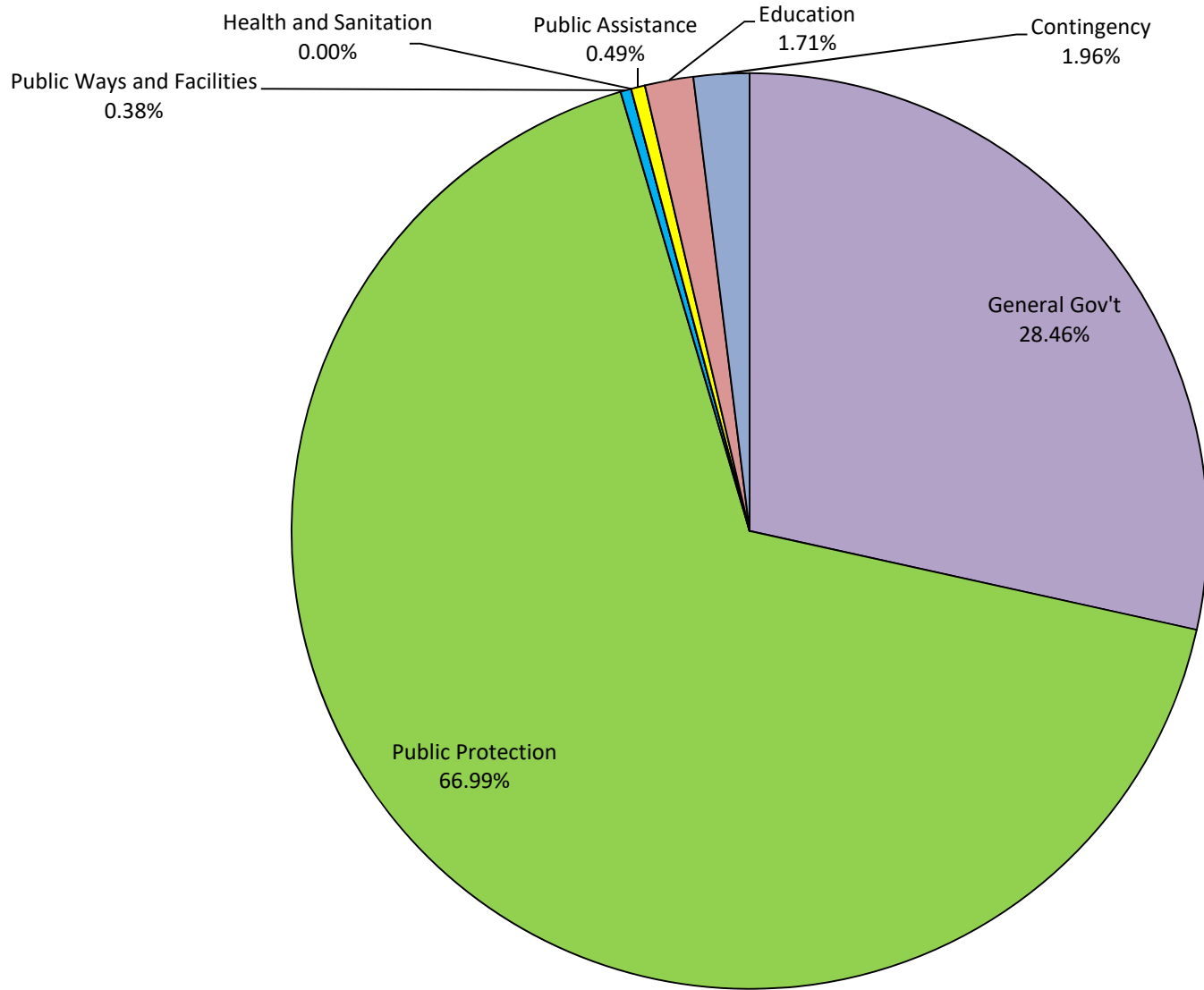
**General Fund
Departments by Function**

General Government
Public Protection
Public Ways and Facilities
Health and Sanitation
Public Assistance
Education

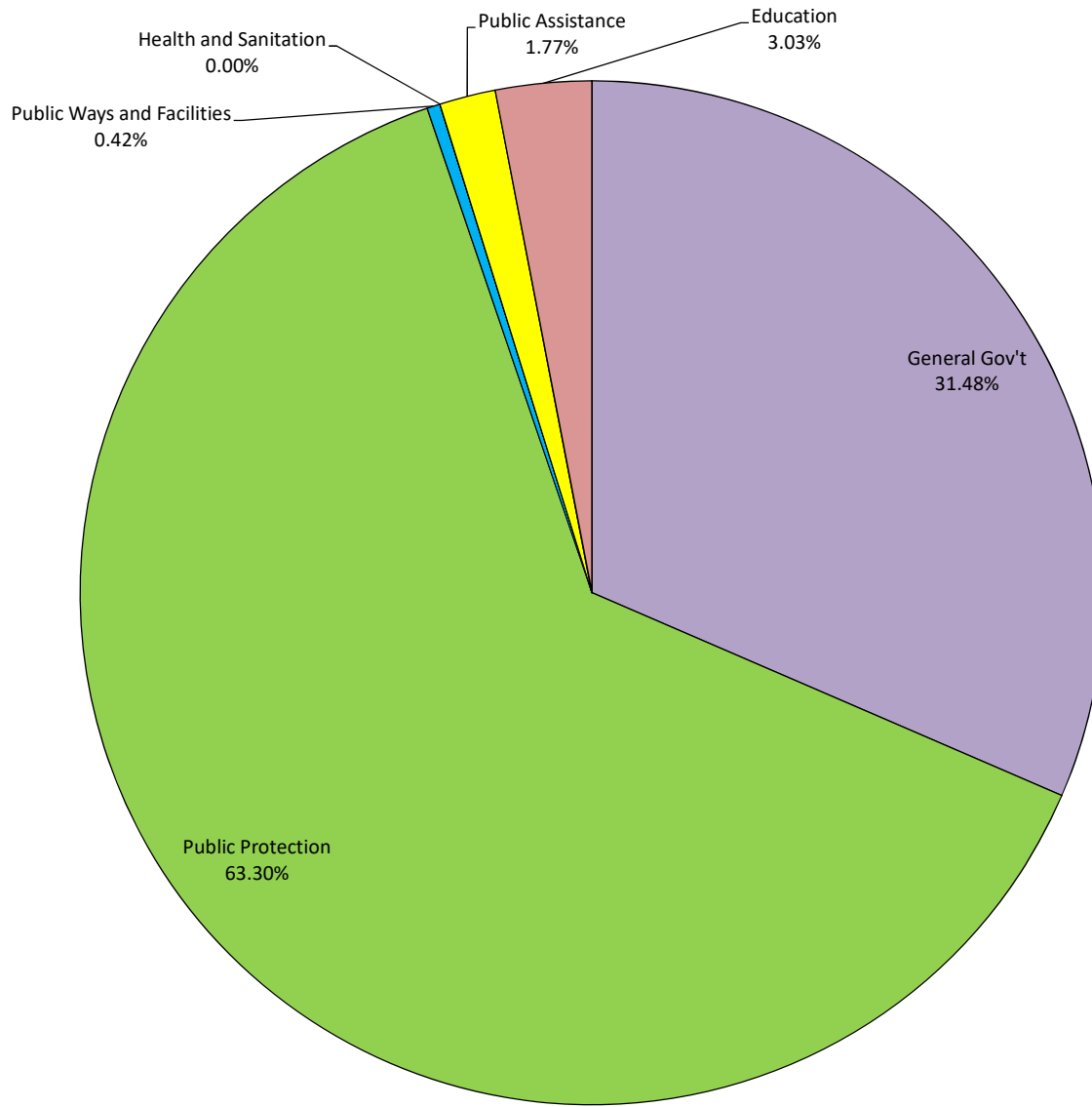
1000 General Fund
1100 Board of Supervisors
1101 County Audit
1200 County Administrative Office
1250 Human Resources
1300 Auditor/Controller
1350 Treasurer/Tax Collector
1400 Assessor
1600 County Counsel
1650 Elections Department
1750 General Services
1890 Insurance/Risk Management
1910 Surveyor
1940 Information Technology
1990 Contributions to Other Funds
3300 Advertising County Resources
1050 Code Enforcement Settlement
1500 Courts General
2050 Grand Jury
2100 District Attorney
2110 Coroner
2170 Public Defender
2200 Sheriff
2205 Code Enforcement
2270 Search and Rescue
2300 Jail
2301 Jail Health
2350 Animal Control
2400 Probation Department
2430 Fire Protection
2460 Juvenile Hall
2480 Building & Development
2481 Environmental Health
2490 Agricultural Commissioner
2500 Clerk/Recorder
2600 LAFCO Contribution
2800 Planning and Zoning
5105 Public Guardian
3110 Misc. Public Works
5090 Veterans Services Officer
5345 Commission on Aging
6000 Library
6200 TC Coop Extension 4H

FY 21/22 General Fund Recommended Expenditure Budget

\$26,744,682



FY 21/22 Recommended Discretionary General Fund Contributions
\$14,929,070



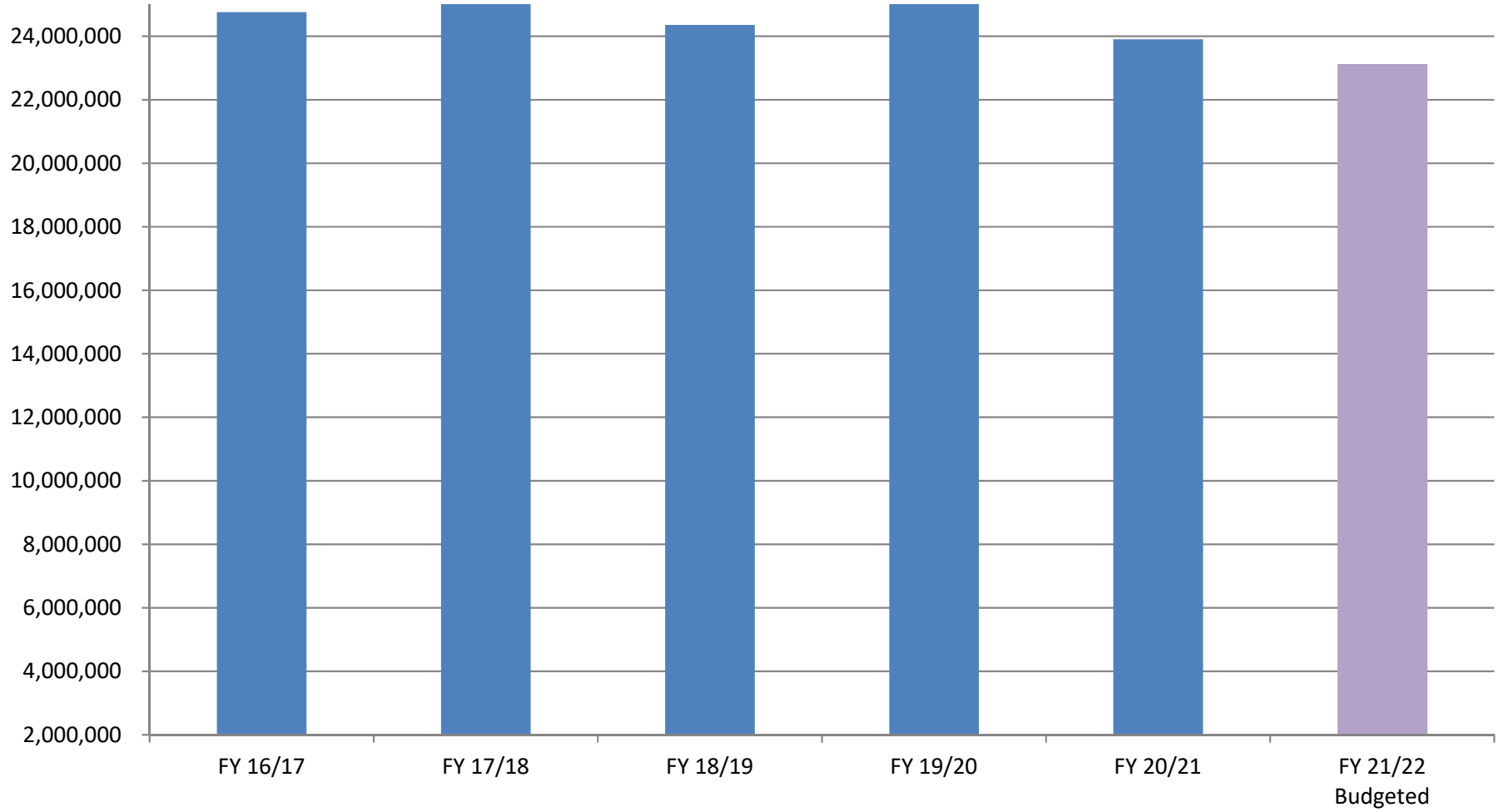
**FY 21/22 Percentage of the Recommended
General Fund Contribution by Department**

Department			FY 21/22 General Fund Contribution	FY 21/22 Department Percentage of GF Contribution
2490	AG	Agricultural Commissioner	259,228	1.736%
1400	ASSR	Assessor	510,109	3.417%
1650	ASSR	Elections Department	434,448	2.910%
2500	ASSR	Clerk/Recorder	18,345	0.123%
1000	AUD	General Fund	3,000	0.020%
1101	AUD	County Audit	0	0.000%
1300	AUD	Auditor-Controller	306,478	2.053%
1500	AUD	Courts General	65,638	0.440%
1990	AUD	Contributions to Other Funds	1,004,494	6.728%
2170	AUD	Public Defender	630,000	4.220%
2600	AUD	LAFCO Contribution	14,000	0.094%
1050	CAO	Code Enforcement Settlement	(664,914)	-4.454%
1100	CAO	Board of Supervisors	591,305	3.961%
1200	CAO	County Administrative Office	745,003	4.990%
1600	CAO	County Counsel	87,534	0.586%
1750	CAO	General Services	447,724	2.999%
2050	CAO	Grand Jury	19,909	0.133%
2430	CAO	Fire Protection	21,742	0.146%
3300	CAO	Advertising County Resources	94,985	0.636%
5345	CAO	Commission on Aging	150	0.001%
6000	CAO	Library	415,988	2.786%
6200	COOP	TC Coop Extension 4H	36,986	0.248%
2100	DA	District Attorney	1,459,076	9.773%
1250	HR	Human Resources	75,385	0.505%
1890	HR	Insurance/Risk Management	37,604	0.252%
5090	HUMN	Veterans Services Officer	105,126	0.704%
5105	HUMN	Public Guardian	159,378	1.068%
1940	IT	Information Technology	81,613	0.547%
2480	PLAN	Building & Development	(165,157)	-1.106%
2481	PLAN	Environmental Health	129,705	0.869%
2800	PLAN	Planning and Zoning	271,639	1.820%
2400	PROB	Probation Department	983,490	6.588%
2460	PROB	Juvenile Hall	354,314	2.373%
1910	PWD	Surveyor	63,148	0.423%
3110	PWD	Misc. Public Works	62,000	0.415%
2110	SHER	Coroner	73,557	0.493%
2200	SHER	Sheriff	2,395,814	16.048%
2205	SHER	Code Enforcement	0	0.000%
2270	SHER	Search and Rescue	19,370	0.130%
2300	SHER	Jail	3,362,187	22.521%
2301	SHER	Jail Health	108,302	0.725%
2350	SHER	Animal Control	93,585	0.627%
1350	TC	Treasurer-Tax Collector	216,782	1.452%
Total			\$ 14,929,070	100.000%
General Fund Revenue			\$ 11,815,085	
Difference (Funded by Cash Balance Forward)			\$ 3,113,985	

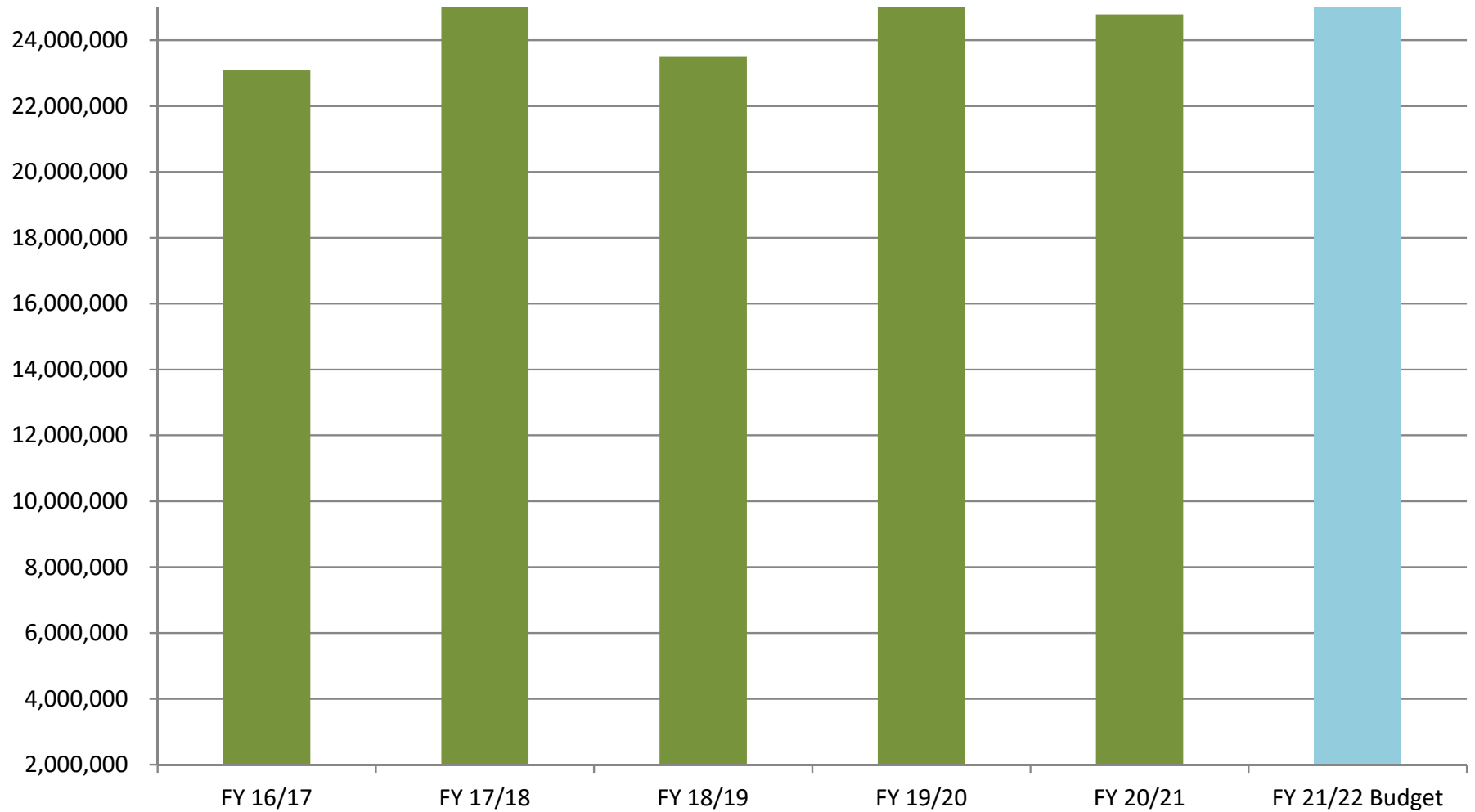
**Trinity County
Budget Worksheet Summary**

Department			Actuals	Budget	Requested	Recommended
			2019/20	2020/21	2021/22	2021/22
AGRICULTURAL COMMISSIONER	2490	AG	(80,292)	(119,119)	(307,660)	(259,228)
ASSESSOR	1400	ASSR	(460,771)	(432,755)	(482,665)	(510,109)
ELECTIONS DEPARTMENT	1650	ASSR	(521,119)	(321,440)	(420,726)	(434,448)
CLERK/RECORDER	2500	ASSR	(5,574)	(29,147)	(4,623)	(18,345)
COUNTY AUDIT	1101	AUD	(8,042)	(62,900)	0	0
AUDITOR-CONTROLLER	1300	AUD	(270,957)	(286,815)	(284,792)	(306,478)
GENERAL FUND	1000	AUD	11,560,730	10,980,111	11,692,085	11,812,085
CONTRIBUTIONS TO OTHER FUNDS	1990	AUD	(875,661)	(3,066,818)	(1,004,494)	(1,004,494)
COURTS GENERAL	1500	AUD	(63,274)	(66,725)	(65,638)	(65,638)
PUBLIC DEFENDER	2170	AUD	(549,909)	(600,086)	(630,000)	(630,000)
LAFCO CONTRIBUTION	2600	AUD	(14,000)	(14,000)	(14,000)	(14,000)
BOARD OF SUPERVISORS	1100	CAO	(586,011)	(695,875)	(590,605)	(591,305)
CO ADMINISTRATION	1200	CAO	(477,749)	(656,701)	(559,373)	(745,003)
COUNTY COUNSEL	1600	CAO	(148,828)	(207,518)	(87,534)	(87,534)
GENERAL SERVICES	1750	CAO	(232,327)	(364,379)	(446,674)	(447,724)
ADVERTISING COUNTY RESOURCES	3300	CAO	(99,397)	(94,950)	(94,985)	(94,985)
CODE ENFORCE SETTLE AGREEMENTS	1050	CAO	1,173,411	1,099,903	664,914	664,914
GRAND JURY	2050	CAO	(6,908)	(22,676)	(19,909)	(19,909)
FIRE PROTECTION	2430	CAO	(19,706)	(20,942)	(21,742)	(21,742)
COMMISSION ON AGING	5345	CAO	0	(150)	(150)	(150)
LIBRARY	6000	CAO	(380,868)	(375,769)	(415,562)	(415,988)
TC COOP EXTENSION 4H	6200	COOP	(24,789)	(25,570)	(36,951)	(36,986)
DISTRICT ATTY/PUB ADMINISTRATO	2100	DA	(1,081,839)	(1,376,437)	(1,446,991)	(1,459,076)
HUMAN RESOURCES	1250	HR	(52,317)	(30,071)	(233,008)	(75,385)
INSURANCE/RISK MANAGEMENT	1890	HR	(116,039)	106,056	(111,682)	(37,604)
PUBLIC GUARDIAN	5105	HUMN	0	(132,688)	(159,378)	(159,378)
HEALTH DEPARTMENT	4000	HUMN	(88,854)	0	0	0
VETERANS SERVICES OFFICER	5090	HUMN	(46,942)	(73,292)	(105,014)	(105,126)
INFORMATION TECHNOLOGY	1940	IT	(106,178)	(162,076)	(80,913)	(81,613)
BUILDING & DEVELOPMENT SVCS	2480	PLAN	483,263	76,869	167,748	165,157
ENVIRONMENTAL HEALTH	2481	PLAN	(4,625)	(50,342)	(157,114)	(129,705)
PLANNING DEPARTMENT	2800	PLAN	(472,121)	(267,560)	(289,400)	(271,639)
COLLECTIONS - DELINQUENT ACCTS	1520	PROB	20,847	0	0	0
COLLECTIONS - CURRENT ACCTS	1550	PROB	0	0	0	0
PROBATION DEPARTMENT	2400	PROB	(721,090)	(807,784)	(961,810)	(983,490)
JUVENILE HALL	2460	PROB	(402,915)	(320,476)	(383,474)	(354,314)
PUBLIC WORKS	1910	PWD	(40,658)	(63,371)	(63,148)	(63,148)
MISC PUBLIC WORKS	3110	PWD	(15,281)	(66,500)	(62,000)	(62,000)
SHERIFF	2200	SHER	(2,174,146)	(2,430,870)	(2,503,234)	(2,395,814)
CODE ENFORCEMENT-SHERIFF	2205	SHER	(9,206)	21,577	0	0
JAIL	2300	SHER	(2,397,358)	(2,244,690)	(3,482,111)	(3,362,187)
JAIL HEALTH	2301	SHER	(70,063)	55,506	(133,162)	(108,302)
CORONER	2110	SHER	(55,526)	(78,978)	(73,557)	(73,557)
SEARCH AND RESCUE	2270	SHER	(19,370)	(22,750)	(19,370)	(19,370)
ANIMAL CONTROL	2350	SHER	(136,452)	(83,186)	(292,081)	(93,585)
TREASURER/TAX COLLECTOR	1350	TC	(142,616)	(134,467)	(230,377)	(216,782)
Grand Total			258,456	(3,469,851)	(3,751,160)	(3,113,985)

General Fund Revenue - Five Year Trends (as of 09/03/21)



General Fund Expenditures - Five Year Trends (as of 09/03/21)



Debt Services as of 06/30/2021

2018 Umpqua Bank Refinancing of 2005 COP & PUD Project Agreement

Description	Amount Paid to Date		Outstanding	
	Principal	Interest	Principal	Interest
2018 Umpqua Bank (2005 COP Refinance)	\$720,000	\$151,789	\$1,615,000	\$124,640
2018 Motorola Solutions - CAD System	\$338,823	\$82,101	\$513,047	\$48,186
Total	\$ 1,058,823	\$ 233,891	\$ 2,128,047	\$ 172,826

Description	Amount Due in FY 21/22		Amount Due in FY 22/23	
	Principal	Interest	Principal	Interest
2018 Umpqua Bank (2005 COP Refinance)	\$385,000	\$49,096	\$400,000	\$37,392
2018 Motorola Solutions - CAD System	\$121,377	\$18,931	\$125,856	\$14,453
Total	\$ 385,000	\$ 49,096	\$ 400,000	\$ 37,392

2004-2005 PUD Project Agreement

Description	Principal	Quarterly Interest Accrued	Surcharge Payments	Outstanding Balance
2004-05 PUD - Project Agreement	\$ 2,097,343	\$ 453,218	\$ 2,284,956	\$ 265,605

Fiscal Year surcharge payments not to exceed \$150,000 per year to be applied towards principle/interest

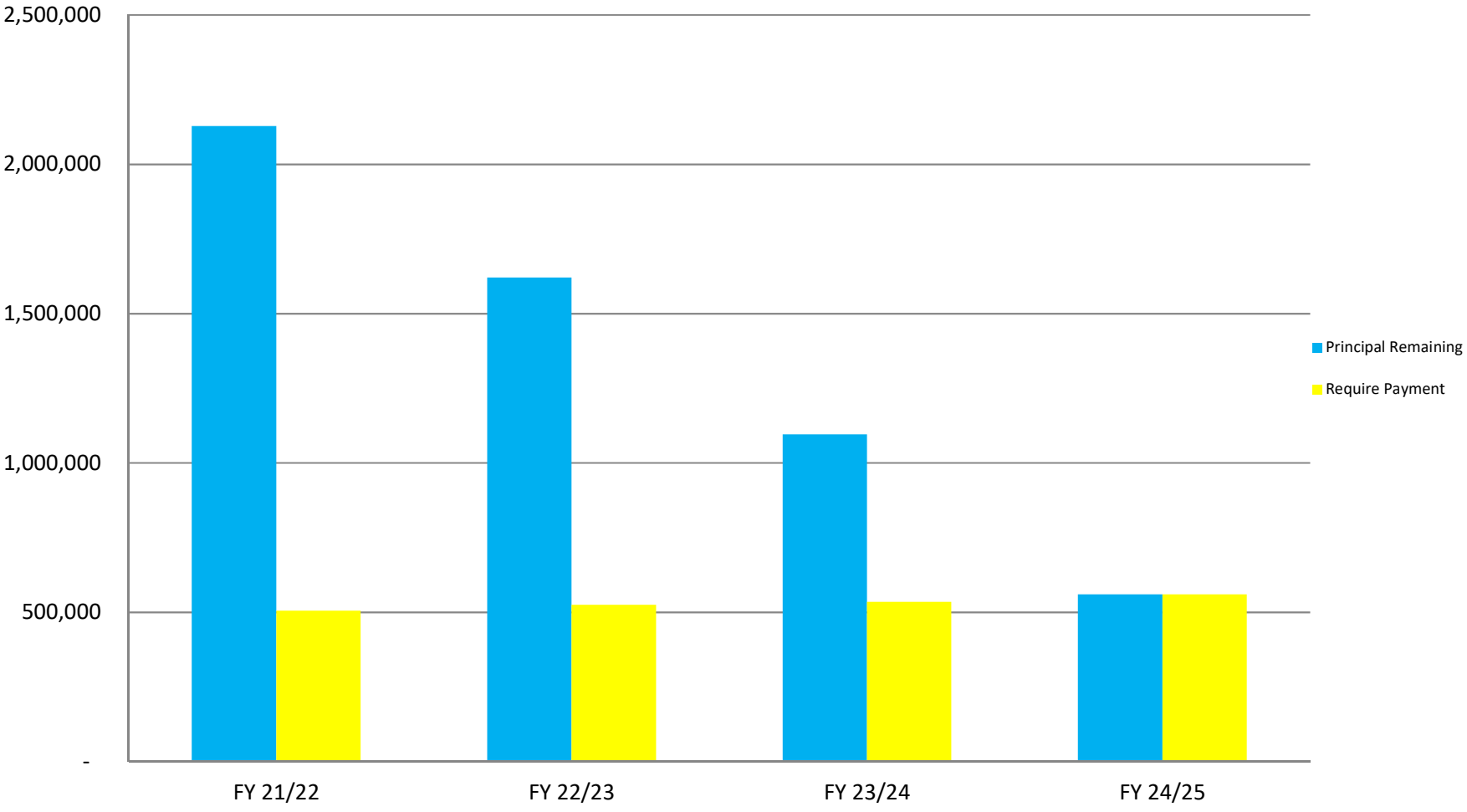
NOTES

1998 POB was paid off on July 15, 2016.
 2005 COP was refinanced in October 2018 with Umpqua Bank. This not only reduced the interest rate from 8.5% to 3.04%, it removed the Courthouse as collateral and removed the restrictions on reserves.
 2004-05 PUD Project Agreement - Principal includes \$695,800 transfer of real property.

Future Debt Obligations - does not include any PUD

	CAD	Umpqua	Total
FY 2021-22 - combined P & I	\$ 140,308	\$ 434,096	574,404
FY 2022-23 - combined P & I	\$ 140,308	\$ 437,392	577,700
FY 2023-24 - combined P & I	\$ 140,308	\$ 430,232	570,540
FY 2024-25 - combined P & I	\$ 140,308	\$ 437,920	578,228
Total	\$ 561,233	\$ 1,739,640	\$ 2,300,873

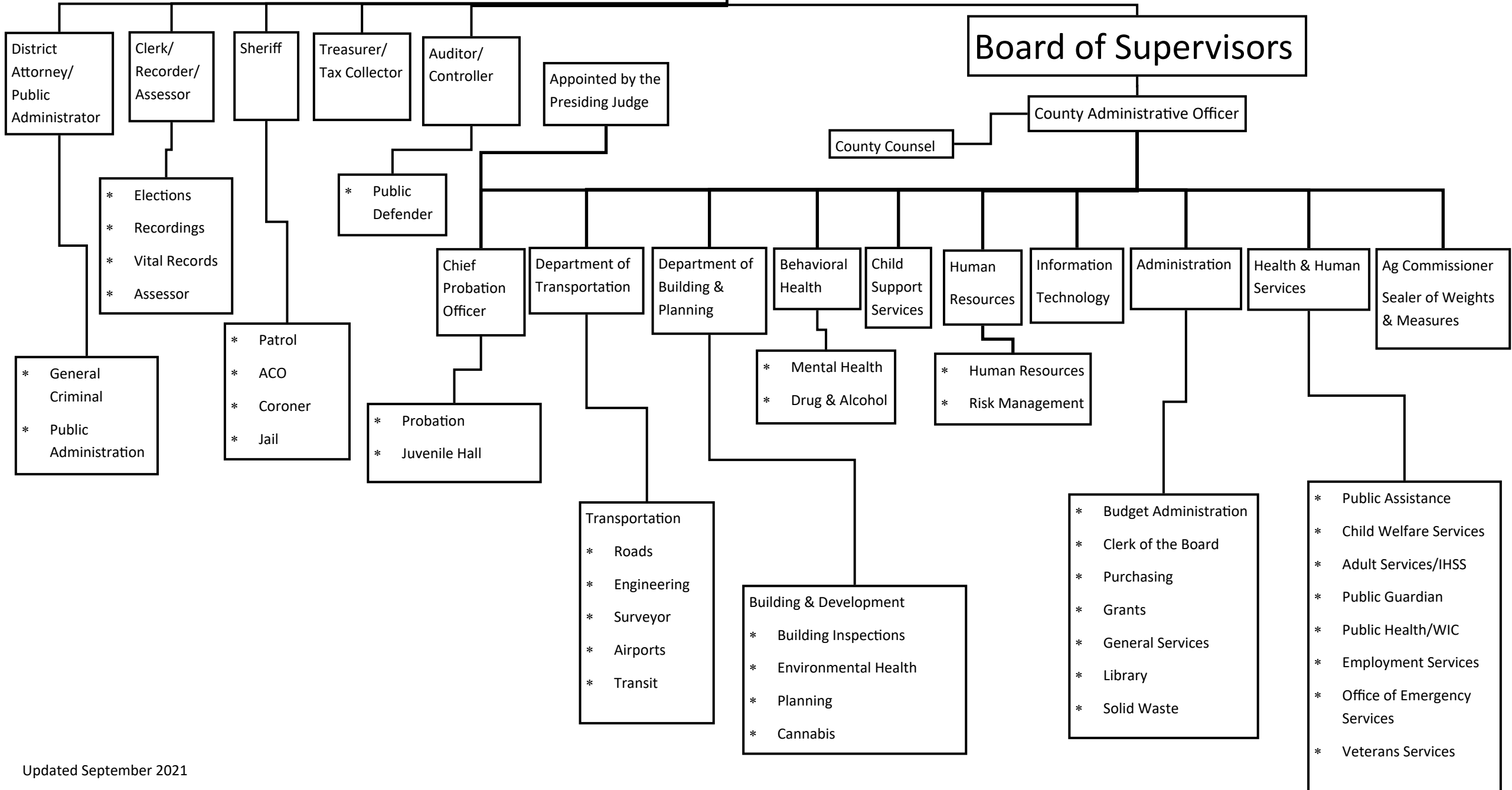
2018 Umpqua Bank Refinancing of 2005 COP & Motorola Solutions for Sheriff's Office CAD System



The Electorate

Special Districts

Board of Supervisors



25

**Department Allocation Listing
By Department and Classification
Approved by BOS March 16, 2021**

<p>Unit Key DXXX = Appointed & Elected Officials Classification GXXX = General Unit Classification NXXX = Non-Represented (General) Classification MXXX = Management & Confidential Classification XXXX = Non-Represented (Management) Classification OXXX = Miscellaneous Peace Officer Classification PXXX = Project Specialists Classification SXXX = Deputy Sheriffs Association Classification TXXX = Skilled Trades Classification</p>

	<u>FTE</u>	<u>Division</u> <u>Total FTE</u>	<u>Dept.</u> <u>Total FTE</u>
<i>Agriculture Commissioner/Sealer of Weights and Measures</i>			3.3
Agricultural Program Associate I	}		
Agricultural Program Associate II			
Agricultural Biologist I			
Agricultural Biologist II			
Agricultural Field Aide (Seasonal)	0.3		
Deputy Agricultural Commissioner/Sealer of Weights-Measures	1		
Agriculture Commissioner/Sealer of Weights and Measures	1		
<hr/>			
<i>Auditor/Controller</i>			6
Accounting Technician I	}		
Accounting Technician II			
Accountant I			
Accountant II			
Accountant III			
Auditor/Controller	1		
Assistant Auditor/Controller-Accountant	1		

	<u>FTE</u>	<u>Division</u> <u>Total FTE</u>	<u>Dept.</u> <u>Total FTE</u>
Behavioral Health Services			41
Behavioral Health (Mental Health)		36	
Account Clerk I		}	
Account Clerk II			
Accounting Technician I			
Accounting Technician II			
Accounting Technician, Senior	2		
Accounting Benefit Technician			
Accountant I			
Accountant II			
Accountant III			
Administrative Clerk I		}	
Administrative Clerk II			
Administrative Clerk, Senior	5		
Behavioral Health Administrative Specialist (Maximum 3)			
Staff Services Analyst I		}	
Staff Services Analyst II			
Administrative Services Officer	2		
Behavioral Health Deputy Director - Quality Assurance	1		
Behavioral Health Deputy Director Clinical Services	1		
Behavioral Health Triage Manager	1		
Business Manager		}	
Deputy Director Business Services	1		
Mental Health Services Act Coordinator I		}	
Mental Health Services Act Coordinator II			
Mental Health Services Act Coordinator III	1		
Behavioral Health Case Manager I		}	
Behavioral Health Case Manager II			
Mental Health Clinician I			
Mental Health Clinician II			
Mental Health Clinician III	11		
Community Mental Health Nurse I	1		
Director of Behavioral Health	1		
Peer Specialist	5		

	<u>FTE</u>	<u>Division</u> <u>Total FTE</u>	<u>Dept.</u> <u>Total FTE</u>
Compliance Officer	1		
Transportation Aide	1		
Transportation Aide/Custodian	1		
Transportation Coordinator	1		
Alcohol and Other Drugs		5	
Substance Use Disorders (SUD) Program Manager	1		
Substance Abuse Specialist I	}	4	
Substance Abuse Specialist II	}		
Substance Abuse Specialist III	}		
	}		
Board of Supervisors			5
Supervisor	5		
Clerk/Recorder/Assessor			6
Clerk/Recorder/Assessor	1		
Deputy County Clerk/Recorder/Assessor	1		
Assessment Technician I	}	2	
Assessment Technician II	}		
Appraiser I	}		
Appraiser II	}		
Chief Appraiser (Maximum 1)	}		
Deputy Clerk/Recorder I	}	1	
Deputy Clerk/Recorder II	}		
Deputy Clerk/Recorder III	}		
Administrative Coordinator I	}		
Administrative Coordinator II	}		
Account Clerk I	}	1	
Account Clerk II	}		
Accounting Technician I	}		
Accounting Technician II	}		
Accounting Technician, Senior	}		
Accountant I	}		
Accountant II	}		

	<u>FTE</u>	<u>Division</u> <u>Total FTE</u>	<u>Dept.</u> <u>Total FTE</u>
<i>Child Support Services</i>			<i>1</i>
Account Clerk I	} 1		
Account Clerk II			
Accounting Technician I			
Accounting Technician II			
Accounting Technician, Senior			
Staff Services Analyst I			
Staff Services Analyst II			
<i>Cooperative Extension 4-H</i>			<i>0.25</i>
Administrative Clerk I	} 0.25		
Administrative Clerk II			
Administrative Clerk, Senior			
<i>County Administrative Office</i>			<i>49.25</i>
<i>Administration</i>		<i>4.5</i>	
Administrative Clerk I	} 1.5		
Administrative Clerk II			
Administrative Coordinator I			
Administrative Coordinator II			
County Administrative Officer		1	
Deputy County Administrative Officer		1	
Business Manager	} 1		
Senior Financial Analyst			
<i>General Services</i>		<i>7.7</i>	
Account Clerk I	} 1		
Account Clerk II			
Accounting Technician I			
Accounting Technician II			
Accounting Technician, Senior			
Administrative Services Officer			
Custodian		} 6.5	
Maintenance Worker/Custodian			
Buildings & Grounds Maintenance Worker I			
Buildings & Grounds Maintenance Worker II			
Buildings & Grounds Lead Worker (Maximum 1)			
Facilities Operation Supervisor			
Facilities Operation Superintendent			

	<u>FTE</u>	<u>Division</u> <u>Total FTE</u>	<u>Dept.</u> <u>Total FTE</u>
Vehicle Abatement Officer	0.2		
Grants		1	
Grants Coordinator I	} 1		
Grants Coordinator II			
Information & Technology		5	
Information Systems Specialist I	} 3		
Information Systems Specialist II			
Information Systems Specialist III			
Information Systems Specialist, Senior			
Chief Information and Social Media Officer	1		
Network Administrator	1		
Library		3.05	
Library Assistant I	} 2.05		
Library Assistant II			
Library Assistant III			
County Librarian	1		
Solid Waste		28	
Account Clerk I	} 2		
Account Clerk II			
Accounting Technician I			
Accounting Technician II			
Accounting Technician, Senior			
Supervising Accounting Technician			
Administrative Clerk I	} 2		
Administrative Clerk II			
Administrative Clerk, Senior			
Administrative Coordinator I			
Administrative Coordinator II			
Administrative Services Officer	1		
Deputy Director of Solid Waste	1		
Gate Attendant I	} 10		
Gate Attendant II			
Solid Waste Analyst	1		

	<u>FTE</u>	<u>Division</u> <u>Total FTE</u>	<u>Dept.</u> <u>Total FTE</u>
Solid Waste Technician I	}	3	
Solid Waste Technician II			
Solid Waste Technician III			
Solid Waste Equipment Operator Driver I	}	8	
Solid Waste Equipment Operator Driver II			
Solid Waste Equipment Operator Driver III			

District Attorney/Public Administrator

14

Accounting Technician I	}	1	
Accounting Technician II			
Accounting Technician, Senior			
Administrative Services Officer			
Business Manager		1	
Deputy District Attorney I	}	4	
Deputy District Attorney II			
Deputy District Attorney III			
Deputy District Attorney IV			
District Attorney/Public Administrator		1	
District Attorney Investigator I	}	1	
District Attorney Investigator II			
Administrative Clerk I	}	3	
Administrative Clerk II			
Administrative Clerk, Senior			
Legal Secretary I			
Legal Secretary II			
Legal Secretary III			
Legal Secretary, Senior (Maximum 1)			
Victim Witness Coordinator		1	
Victim Witness Advocate I	}	2	
Victim Witness Advocate II			

Health and Human Services

88.8

Emergency Services

1

Emergency Operations Manager		1	
------------------------------	--	---	--

	<u>FTE</u>	<u>Division</u> <u>Total FTE</u>	<u>Dept.</u> <u>Total FTE</u>
Public Health		16	
Account Clerk I	}	1	
Account Clerk II			
Accounting Technician I			
Accounting Technician II			
Accounting Technician, Senior			
Accountant I			
Accountant II	}	1	
Senior Financial Officer			
Business Manager			
Administrative Services Officer	}	4	
Health Education Specialist I			
Health Education Specialist II			
WIC Nutrition Assistant I			
WIC Nutrition Assistant II	}	2	
Public Health Analyst I			
Public Health Analyst II	}	2	
Public Health Nurse I			
Public Health Nurse II			
Community Health Nurse I			
Community Health Nurse II			
Public Health Nursing Supervisor	}	1	
Public Health Nursing Director			
Public Health Branch Director	}	2	
Administrative Clerk I			
Administrative Clerk II			
Administrative Clerk, Senior			
Administrative Coordinator I			
Administrative Coordinator II	}	2	
Health Program Coordinator I			
Health Program Coordinator II			
Health Program Coordinator III			
Health Education Specialist Supervisor	}	1	
Program Manager I			

	<u>FTE</u>	<u>Division</u> <u>Total FTE</u>	<u>Dept.</u> <u>Total FTE</u>
Human Services		71	
Account Clerk I	}	5	
Account Clerk II			
Accounting Technician I			
Accounting Technician II			
Accounting Technician, Senior			
Accountant I			
Accountant II			
Administrative Clerk I	}	9	
Administrative Clerk II			
Administrative Clerk, Senior			
Administrative Coordinator I			
Administrative Coordinator II			
Custodian/Office Maintenance Worker		2	
Deputy Director of Health and Human Services		1	
Eligibility Specialist Trainee			
Eligibility Specialist I	}	14	
Eligibility Specialist II			
Eligibility Specialist III (Maximum 4)			
Eligibility Specialist Supervisor		3	
Employment and Training Worker I	}	4	
Employment and Training Worker II			
Employment and Training Worker III			
Employment and Training Supervisor		1	
H&HS Director/Public Guardian/OES Director		1	
Program Manager I	}	3	
Program Manager II			
Social Services Aide		3	
Social Worker I	}	12	
Social Worker II			
Social Worker III			
Social Worker IV			
Social Worker Supervisor I		2	

	<u>FTE</u>	<u>Division Total FTE</u>	<u>Dept. Total FTE</u>
Social Services Supervisor II	1		
Staff Services Analyst I	} 7		
Staff Services Analyst II			
Staff Services Manager	2		
Work Crew Leader	1		
Veterans Services			
Veterans Services Officer	0.8	0.8	

Human Resources/Risk Management

4

Human Resources

3

Human Resources Director/Risk Manager	1	
Administrative Coordinator I	} 2	
Administrative Coordinator II		
Personnel Technician		
Personnel Analyst I		
Personnel Analyst II		
Accounting Benefits Technician		

Risk Management

1

Loss Prevention Specialist I	} 1	
Loss Prevention Specialist II		
Risk and Loss Prevention Manager		

Building & Planning

29

Building and Development Services

4

Administrative Clerk I	} 1	
Administrative Clerk II		
Administrative Clerk, Senior		
Administrative Coordinator I		
Administrative Coordinator II		
Building Inspector I	} 2	
Building Inspector II		
Building Inspector III		
Code Compliance Specialist I	} 1	
Code Compliance Specialist II		
Code Compliance Leadworker		

	<u>FTE</u>	<u>Division</u> <u>Total FTE</u>	<u>Dept.</u> <u>Total FTE</u>
<i>Cannabis Division</i>		14	
Program Manager I	1		
Assistant Planner	}	3	
Associate Planner			
Senior Planner			
Environmental Compliance Specialist I	}	3	
Environmental Compliance Specialist, Senior			
Code Compliance Specialist I	}	3	
Code Compliance Specialist II			
Code Compliance Leadworker			
Administrative Clerk I	}	2	
Administrative Clerk II			
Administrative Coordinator I			
Administrative Coordinator II			
Accounting Technician I	}	2	
Accounting Technician II			
Accounting Technician, Senior			
Accountant I			
Accountant II			
<i>Environmental Health Services</i>		4	
Environmental Health Director	1		
Environmental Health Specialist I	}	2	
Environmental Health Specialist II			
Administrative Coordinator I	}	1	
Administrative Coordinator II			
<i>Planning</i>		7	
Administrative Clerk I	}	2	
Administrative Clerk II			
Administrative Clerk, Senior			
Administrative Coordinator I			
Administrative Coordinator II			
Administrative Services Officer			
Assistant Planner	}	3	
Associate Planner			
Senior Planner			

	<u>FTE</u>	<u>Division</u> <u>Total FTE</u>	<u>Dept.</u> <u>Total FTE</u>
Deputy Director of Planning	1		
Director of Building & Planning	1		
<hr/> Probation			18
Assistant Chief Probation Officer / Juvenile Hall Superintendent	1		
Chief Probation Officer/Collections	1		
Deputy Probation Officer I	} 8		
Deputy Probation Officer II			
Deputy Probation Officer III			
Probation Assistant			
Senior Financial Officer	} 1		
Business Manager			
Administrative Services Officer			
Administrative Clerk I	} 1		
Administrative Clerk II			
Administrative Coordinator I			
Administrative Coordinator II			
Probation Corrections Counselor I	} 4		
Probation Corrections Counselor II			
Probation Corrections Counselor , Senior	1		
Supervising Deputy Probation Officer	1		
<hr/> Sheriff/Coroner			61
Animal Control		3	
Animal Care Attendant	2		
Animal Control Officer	} 1		
Animal Control Officer/Shelter Supervisor			
Jail		28	
Correctional Deputy Sheriff/Dispatcher I	} 23		
Correctional Deputy Sheriff/Dispatcher II			
Correctional Deputy Sheriff/Dispatcher III			
Correctional Deputy Sheriff Sergeant	1		

	<u>FTE</u>	<u>Division</u> <u>Total FTE</u>	<u>Dept.</u> <u>Total FTE</u>
Food Services Manager/Corrections	1		
Jail Cook	3		
Lake Patrol (grant program)		2	
Deputy Sheriff I	} 2		
Deputy Sheriff II			
Deputy Sheriff III			
Sheriff Sergeant (Maximum 0.42)			
Sheriff		28	
Business Manager	1		
Sheriff Records Technician I	} 3		
Sheriff Records Technician II			
Sheriff Records Technician III (Maximum 1)			
Administrative Services Officer	1		
Deputy Sheriff I	} 20		
Deputy Sheriff II			
Deputy Sheriff III (Maximum 7)			
Sheriff Sergeant (Maximum 3.58)			
Evidence Technician I	} 1		
Evidence Technician II			
Evidence Technician III			
Property Room Technician			
Sheriff	1		
Undersheriff	1		

Department of Transportation

51

Transportation/Roads

46

Administrative Clerk I	} 2		
Administrative Clerk II			
Administrative Clerk ,Senior			
Administrative Coordinator I			
Administrative Coordinator II			
Administrative Services Officer			

	<u>FTE</u>	<u>Division</u> <u>Total FTE</u>	<u>Dept.</u> <u>Total FTE</u>			
Accounting Technician I	}	3				
Accounting Technician II						
Accounting Technician, Senior						
Accountant I						
Accountant II						
Accountant III						
Business Manager						
Engineering Aide	}	5				
Engineering Technician I						
Engineering Technician II						
Engineering Technician III						
Engineering Aide, Senior						
Environmental Compliance Specialist	}	1				
Environmental Compliance Specialist, Senior						
Equipment Shop Supervisor		1				
Junior Engineer	}	2				
Assistant Engineer						
Associate Engineer I						
Associate Engineer II						
Engineer, Senior (Maximum 1)						
Mechanic Apprentice	}	4				
Mechanic I						
Mechanic II						
Mechanic III						
Road Maintenance Crew Supervisor II - Comb Crews	}	2				
Road Maintenance Crew Supervisor III - Comb Crews						
Road Maintenance Worker I	}	20				
Road Maintenance Worker II						
Road Maintenance Worker III						
Road Maintenance Worker IV (Maximum 4)						
Road Maintenance Lead Worker I				}	(Maximum 4)	
Road Maintenance Lead Worker II						
Road Superintendent		1				

	<u>FTE</u>	<u>Division</u> <u>Total FTE</u>	<u>Dept.</u> <u>Total FTE</u>
Storekeeper	}	1	
Senior Storekeeper (Maximum 1)			
Traffic Aide	}	1	
Senior Traffic Aide			
Transportation Planning Technician	}	2	
Assistant Transportation Planner			
Associate Transportation Planner			
Senior Transportation Planner			
Deputy Director Transportation/Engineering	0		
Director Transportation	1		
Transit		5	
Transit Driver	4		
Transit Coordinator	1		

Treasurer/Tax Collector

6

Account Clerk I	}	5		
Account Clerk II				
Accounting Technician I				
Accounting Technician II				
Accounting Technician, Senior (Maximum 1)				
Accountant I				} (Maximum 1)
Accountant II				
Accountant III				
Assistant Treasurer/Tax Collector				
Treasurer/Tax Collector	1			

	<u>FTE</u>	<u>Division</u> <u>Total FTE</u>	<u>Dept.</u> <u>Total FTE</u>
<i>Unclassified Positions/Project Specialist</i>			
Correctional Officer Cadet		P740	
Planning Commissioner		P810	
Project Specialist I*		\$14.00-15.00	
Project Specialist II*		\$16.00-\$29.75	
Project Specialist III*		\$30.00-\$50.00 +	
Reserve Deputy - Level I		P743	
Reserve Deputy - Level II		P741	
Reserve Deputy - Level III		P730	

*per project as approved by the Board of Supervisors

Following the cash balances in each departmental budget section you will see a budget summary of all budgets under the control of that budget officer. Next to the description, the fund number is listed. Below is a key to those fund numbers detailing the type of fund. (I.e. General Fund, Special Revenue, Capital Project, Enterprise and Internal Service)

FUND LEDGER

FUND	FUND TYPE	FUND DESCRIPTION
=====	=====	=====
101	General Fund	GENERAL FUND
102	Special Revenue	ROAD FUND
103	Special Revenue	ROAD RESERVES FUND
104	Special Revenue	ROAD CONSTRUCTION RESERVE
105	Special Revenue	SBI FUNDING ROAD OPER/CONST
107	Debt Service	DEBT SERVICE FUND
109	Special Revenue	TOBACCO PROGRAM FUND
111	Special Revenue	HUMAN SERVICES FUND
112	Special Revenue	BEHVIORAL HEALTH SERVICES
113	Special Revenue	DRUG COURT GRANT
114	Special Revenue	AMERICAN RESCUE PLAN ACT
115	Special Revenue	TOBACCO PROGRAM - PROP 56
132	Special Revenue	CHILD SUPPORT SERVICES
133	Special Revenue	VIOLENCE AGAINST WOMEN DA
134	Special Revenue	ANTI-DRUG ABUSE DA
135	Special Revenue	CHILD ABUSE VERTICAL PROS
140	Capital Projects	CAPITAL PROJECTS-JDF
142	Capital Projects	CAPITAL PROJECTS
143	Capital Projects	NEW JAIL CAPITAL PROJECT
144	Special Revenue	LAKE PATROL
145	Special Revenue	ANTI-DRUG ABUSE SHERIFF
146	Special Revenue	MARIJUANA SUPP PROGRAM S.O.
147	Special Revenue	EMERGENCY SERVICES
148	Special Revenue	CANNABIS ERADICATION PROS
149	Special Revenue	NATIONAL FOREST ERADICATION
150	Special Revenue	ADA RECOVERY ACT PROGRAM
151	Special Revenue	FISH AND GAME FUND
152	Special Revenue	AIRPORT OPERATIONS
153	Special Revenue	AIRPORT DEVELOPMENT PROGRAM
154	Special Revenue	SPECIAL AVIATION DEVELOPMENT
158	Special Revenue	EMERGENCY OPERATIONS GRANT
159	Special Revenue	DISASTER RECOVERY INITIATIVE
160	Enterprise	TRANSIT FUND
161	Special Revenue	NON-TRANSIT FUND

FUND	FUND TYPE	FUND DESCRIPTION
=====	=====	=====
163	Special Revenue	AMERICAN RECOVERY ACT PROBATION
164	Special Revenue	ANTI-DRUG ABUSE PROBATION
165	Special Revenue	VICTIM WITNESS PROGRAM
170	Special Revenue	COMMUNITY CORRECTION PERFORM
171	General Fund	GENERAL RESERVE
172	Special Revenue	FIVE COUNTY COHO
173	Special Revenue	NATURAL RESOURCES GRANT FUND
174	Special Revenue	VEHICLE ABATEMENT
176	Special Revenue	WOMEN INFANTS & CHILDREN
177	Special Revenue	ALCOHOL & OTHER DRUG SERVICES
182	Special Revenue	CDBG REHAB ACCOUNT
183	Special Revenue	T.R.A.N. FUND
184	Special Revenue	MISCELLANEOUS GRANTS
185	Special Revenue	HOME GRANTS
186	Special Revenue	FEDERAL GRANTS
188	Internal Service	OPEB ISF
189	Special Revenue	PROGRAM INCOME
190	Special Revenue	APPOE GRANT TCDA
191	Special Revenue	PROTECTION ORDER ENFORCEMENT
192	Special Revenue	VICTIM WITNESS- DA
193	Special Revenue	GRANTS ADMINISTRATION
194	Special Revenue	CALHOME PI
195	Special Revenue	HOME PI
196	Special Revenue	VICTIM XC GRANT - DA
197	Special Revenue	SUPPLEMENT FOR ASSESSOR
199	Special Revenue	JAG GRANT PROBATION
201	Special Revenue	HAYFORK LIGHTING DISTRICT
202	Special Revenue	WEAVERVILLE LIGHTING DISTRICT
237	Special Revenue	TRANSPORTATION COMMISSION
238	Special Revenue	GENERAL PLAN UPDATE
239	Special Revenue	CANNABIS
402	Special Revenue	HEALTH DEPARTMENT
445	Enterprise	LANDFILL CLOSURE TRUST
461	Special Revenue	TRANSPORTATION FUND
462	Special Revenue	TRANSIT ASSISTANCE FUND
483	Special Revenue	FOREST RESERVE TITLE III
485	Special Revenue	CEDAR HOME MAINTENANCE FUND
489	Special Revenue	CHILD POV & FAMILY SUPPORT
492	Special Revenue	REALIGNMENT SOCIAL SERVICES
493	Special Revenue	REALIGNMENT HEALTH SERVICES
494	Special Revenue	REALIGNMENT MENTAL HEALTH
499	Special Revenue	LOCAL COMM CORR REAL FUND 2011
500	Special Revenue	D.A. REALIGNMENT FUND 2011
501	Special Revenue	PUBLIC DEFENDER REAL 2011
502	Special Revenue	JUV JUSTICE REALIGNMENT 2011

FUND	FUND TYPE	FUND DESCRIPTION
=====	=====	=====
503	Special Revenue	H&HS REALIGNMENT FUND 2011
504	Special Revenue	BHS REALIGNMENT FUND 2011
509	Special Revenue	PUBLIC SAFETY (COPS)
511	Special Revenue	COUNTY CHILDRENS FUND
513	Special Revenue	MICROGRAPHICS FUND
515	Special Revenue	AUTO RECORDS RETRIEVAL FUND
517	Special Revenue	VITAL STATISTICS FUND
521	Special Revenue	SOCIAL SECURITY TRUNC FUND
522	Special Revenue	COMM. CORRECTIONS PERFORMANCE
523	Special Revenue	COMM. ORIENTATED POLICE SVS
542	Special Revenue	FINGERPRINT IDENTIFICATION FUN
543	Special Revenue	HPP
544	Special Revenue	PANDEMIC
545	Special Revenue	PUBLIC HEALTH EMERGENCY RESP
550	Special Revenue	CDC PUB HLTH EMERG PREPARDNESS
555	Special Revenue	LAW LIBRARY
556	Special Revenue	SHERIFF'S INMATE WELFARE FUND
558	Special Revenue	COUNTY BLOOD/ALCOHOL TESTING
560	Special Revenue	SUPP LAW ENFORCE REALIGN 2011
561	Special Revenue	LOCAL LAW ENFOCE SHERIFF REAL
562	Special Revenue	LOCAL LAW ENCOREMENT PROB-REAL
563	Special Revenue	MENTAL HEALTH SMA RESERVE
570	Special Revenue	MENTAL HEALTH SERVICES ACT
577	Special Revenue	MHSA OTHER FUNDING
578	Special Revenue	MHSA PRUDENT RESERVE
579	Special Revenue	M.H. AUDIT EXCEPTIONS RESERVE
581	Special Revenue	CO CRIM JUST FACIL CONST FUND
587	Special Revenue	DEPT OF JUSTICE ASSET SEIZURE
588	Special Revenue	ASSET SEIZURE DISTRICT ATTNYS
589	Special Revenue	EMS: PHYSICIANS
590	Special Revenue	EMS: HOSPITAL
591	Special Revenue	EMS: DISCRETIONARY
592	Special Revenue	DEPT OF TREAS ASSET SEIZURE
593	Special Revenue	STATE & LOCAL ASSET SEIZURE
594	Special Revenue	ASSET SEIZURE PROBATION
595	Special Revenue	ALPINE HOUSE MAINTENANCE FUND
598	Special Revenue	LOCAL ENFORCEMENT AGENCY GRANT
599	Special Revenue	PRISON RAPE ELMINATION ACT
638	Special Revenue	TAX COLLECTOR FUND FOR COSTS
667	Enterprise	TRINITY COUNTY WATERWORKS #1
802	Internal Service	WORKING CAPITAL COPIER
803	Internal Service	WORKING CAPITAL MOTOR POOL
901	General Fund	HOSPITAL ENTERPRISE FUND
905	Enterprise	CEMETERY ENTERPRISE FUND
920	Enterprise	SOLID WASTE ENTERPRISE FUND

THIS PAGE LEFT BLANK INTENTIONALLY



**JOSEPH MOREO
AG COMMISSIONER/SEALER**

THIS PAGE LEFT BLANK INTENTIONALLY

Trinity County
 Budget Officer Summary
 CAO Requested Budget

AG AGRICULTURAL COMMISSIONER

Dept Description (Fund)	Expenditures	Revenues	Net Income
=====	=====	=====	=====
2490 AGRICULTURAL COMMISSIONER (101)	485,219	225,991	(259,228)
	<hr/>	<hr/>	<hr/>
Total AGRICULTURAL COMMISSIONER	485,219	225,991	(259,228)
General Fund Contribution			(259,228)
Non General Fund change to Fund Balance			0

**Trinity County
Budget Worksheets**

For Fiscal Year 7/1/2021 - 6/30/2022

Function: 02 - Public Protection

Fund: 101 - GENERAL FUND

Activity: 26 - PROTECTION INSPECTION

Budget Officer: AG - AGRICULTURAL COMMISSIONER

Budget Unit: 2490 - AGRICULTURAL COMMISSIONER

Classification	Actuals 2019/20	Actuals 2020/21	Requested Budget 2021/22	Recommended Budget 2021/22
Revenues/Financing Sources				
7270 - STATE AID TO AGRICULTUR	190,841	207,707	199,171	199,171
7599 - STATE AID		847		
<i>Government Aid - State</i>	190,841	208,554	199,171	199,171
8010 - CHG FOR CURR SVC-ADMIN	288	37		
8450 - AGRICULTURAL SERVICES	720	745	820	820
8451 - WEIGHTS AND MEASURES SE	12,887	14,330	13,000	13,000
<i>Charges for Current Services</i>	13,895	15,113	13,820	13,820
9255 - CANCEL STALE DATED WARR	23			
9256 - REFUNDS FOR PRIOR YR EX	566	2,498		
9590 - REIMBURSABLES	122		13,000	13,000
<i>Miscellaneous Revenues</i>	712	2,498	13,000	13,000
9297 - PRIOR YEAR ADJUSTMENT		5,736		
<i>Prior Period Revenue</i>		5,736		
Revenues/Financing Sources	205,449	231,903	225,991	225,991
Expenditures/Financing Uses				
1010 - REGULAR SALARY	113,155	145,353	205,605	178,856
1020 - EXTRA HELP SALARY	3,696	3,505	5,704	5,704
1100 - SOCIAL SECURITY	9,086	11,845	16,165	14,119
1200 - PERS RETIREMENT	42,858	57,422	87,588	76,193
1210 - LIUNA PENSION	209	1,385	2,183	1,980
1300 - BENEFITS	16,501	18,987	32,410	24,644
1301 - GROUP INSURANCE RETIREE	45,397	39,351	53,304	53,766
1400 - UNEMPLOYMENT INSURANCE	1,167	1,189	2,132	1,397
1500 - WORKERS COMPENSATION	1,686	1,899	2,469	2,469
<i>Salaries and Benefits</i>	233,758	280,939	407,560	359,128
2060 - COMMUNICATIONS	3,816	2,572	2,700	2,700
2240 - MEMBERSHIPS	2,334	1,961	2,400	2,400
2260 - OFFICE EXPENSES	1,961	2,749	6,100	6,100
2300 - PROFESSIONAL & SPECIAL	2,062	2,168	7,137	7,137
2313 - PHYSICALS & DRUG TESTIN	49			
2500 - PUBLICATIONS & NOTICES	957	464	100	100
2630 - RENTS & LEASES-STRUCTUR	2,572	2,572	2,573	2,573
2700 - SPECIAL DEPARTMENTAL EX	1,034	331	528	528
2750 - TRAVEL	16,885	11,115	14,000	14,000

Trinity County
Budget Worksheets

For Fiscal Year 7/1/2021 - 6/30/2022

Function: 02 - Public Protection

Fund: 101 - GENERAL FUND

Activity: 26 - PROTECTION INSPECTION

Budget Officer: AG - AGRICULTURAL COMMISSIONER

Budget Unit: 2490 - AGRICULTURAL COMMISSIONER

Classification	Actuals 2019/20	Actuals 2020/21	Requested Budget 2021/22	Recommended Budget 2021/22
<i>Services and Supplies</i>	<i>31,674</i>	<i>23,935</i>	<i>35,538</i>	<i>35,538</i>
2399 - PROF SVCS - INTERFUND	15			
2799 - INTERFUND FUEL/TRVL EXP	2,201	2,087	3,000	3,000
<i>Interfund Expenses</i>	<i>2,216</i>	<i>2,087</i>	<i>3,000</i>	<i>3,000</i>
2101 - INTRA-FUND INSURANCE EX	1,223	1,835	2,162	2,162
3291 - INTRA-FUND INDIRECT COS	15,048	18,176	20,946	20,946
<i>Intra-Fund Expenses</i>	<i>16,271</i>	<i>20,011</i>	<i>23,108</i>	<i>23,108</i>
3200 - CONTRIBUTIONS TO OTHERS	1,821		10,891	10,891
<i>Other Charges</i>	<i>1,821</i>		<i>10,891</i>	<i>10,891</i>
4300 - FIXED ASSET - EQUIPMENT			18,554	18,554
<i>Fixed Assets</i>			<i>18,554</i>	<i>18,554</i>
Expenditures/Financing Uses	285,741	326,973	498,651	450,219
Transfers-Out				
5500 - TRANSFER OUT:			35,000	35,000
<i>Other Financing Uses</i>			<i>35,000</i>	<i>35,000</i>
Transfers-Out	0	0	35,000	35,000
2490 - AGRICULTURAL COMMISSIONER				
600 Revenues/Sources	205,449	231,903	225,991	225,991
700 Expenditures/Uses	285,741	326,973	498,651	450,219
Net	(80,292)	(95,070)	(272,660)	(224,228)
800 Transfers In				
850 Transfers Out			35,000	35,000
Total	(80,292)	(95,070)	(307,660)	(259,228)

THIS PAGE LEFT BLANK INTENTIONALLY



**ANGELA BICKLE
AUDITOR-CONTROLLER**

THIS PAGE LEFT BLANK INTENTIONALLY



TRINITY COUNTY

ANGELA BICKLE, AUDITOR-CONTROLLER
CHRISTINE GAFFNEY, ASSISTANT AUDITOR-CONTROLLER
P.O. BOX 1230, WEAVERVILLE, CALIFORNIA 96093-1230
PHONE (530) 623-1317 FAX (530) 623-1323

MEMORANDUM

TO: Board of Supervisors

FROM: Angela Bickle, Auditor-Controller

SUBJECT: Goals & Objectives for Auditor-Controller Office

DATE: August 26, 2021

Auditor-Controller

Mission Statement

The Auditor/Controller Department is committed to providing the citizens of Trinity County and other county departments and agencies with accurate and timely financial reports and services. We will perform our work with integrity, transparency and professionalism.

Department Overview

The Auditor's office continues to oversee the day-to-day financial transactions and financial position of the County. During the period of May 14, 2021 through July 11, 2021 the office was down one staff member. However I am happy to report that through the recruitment process I was able to fill this position and we are again fully staffed at the level of total six employees including myself. Cross training in payroll, accounts payable, fixed assets, property taxes and other required functions is in progress to ensure the ability for coverage, sustainability of knowledge and succession planning.

Trinity County received its first Government Finance Officers' Association Certificate of Excellence in Financial Reporting for the 2013-14 Comprehensive Annual Financial Report. We have consistently received this award for six consecutive years and are anticipating receiving it for the seventh year. The certificate is the highest form of recognition in governmental accounting and financial reporting. Trinity County's CAFR is reviewed by a CPA that does not reside in the State of California, which ensures no favoritism to California Counties. All Counties, Cities and Special Districts are eligible to submit a CAFR to the GFOA. However based on the last published

numbers, only 4% of the eligible governmental entities in the country received this award and Trinity County was one of them, which says a lot. The amount of work required to compile this report is extremely substantial and time consuming. Without the dedication and teamwork of the Auditor's staff, County departments and our consultant Craig Goodman, this would not have been attainable.

As reported previously, we finally went live on our new accounting system, ONESolution, on July 6, 2020. The transition from IFAS 7.6 to ONESolution 16.2 has proven to be an extreme conversion. We are still working with Central Square and Infosha to assist in making changes, converting existing CDD reports, having reports developed that are not provided and putting out daily fires. I am very thankful for my staff who have been able to adapt to change, the substantial amount of additional hours worked and that they were able to maintain to the best of their abilities, to meet all existing required deadlines.

We are currently using the system at the same level as we were with the old system. It is my expectation that once all the issues and development of reports are completed, we will be looking towards using the system's capabilities to enhance efficiencies in both my office and the outlying departments. This includes establishing workflows, timecards online, etc. which will eliminate the amount of paperwork that is produced by departments and submitted in hard copy form. These enhancements will allow departments to scan documents, go through the necessary approval processes and ultimately end up in my office for the final review, approval and processing.

As reported previously, we went live on July 1, 2019 on a new property tax system, Megabyte. Again, this has proven to be an extreme transition from the old home grown property tax system. During the first year there were substantial issues between the conversions of old data to the requirements in the new system, which delayed the timeliness of apportioning property taxes for all five rolls. However during FY 20/21, the majority of these issues were resolved which allowed the apportionments of all property tax rolls to be processed timely.

Public Defender

The County is currently under contract with two attorneys that originally took effect on July 1, 2015 and have since negotiated new contracts that are in effect until June 30, 2024.

During Fiscal Year 2020/21 conflict counsel costs dropped by \$39,746 compared to the prior fiscal year, which potentially was related to COVID. However based on pending homicide cases, I am anticipating an increase in expenses being paid to our contracted public defenders in the current fiscal year.

SORT ORDER: BDT OFCR then ORG KEY; Period Reported: 06/30/21-06/30/21 ;Totals Only

SELECT FUND GROUP: 01-06 ; ACCOUNT CODE: 0100

	Prior	Debit	Credit	Period Bal.	YTD Balance
=====	=====	=====	=====	=====	=====
Total ORG KEY 0101 GENERAL FUND	4,444,815.40	1,711,245.82*	1,761,801.15*	-50,555.33	4,394,260.07
Total ORG KEY 0107 DEBT SERVICE	-141,009.11	149,394.42*	0.00*	149,394.42	8,385.31
Total ORG KEY 0171 GENERAL RESERVE	7,186.29	0.00*	0.00*	0.00	7,186.29
Total ORG KEY 0183 T R A N FUND	0.00	0.00*	0.00*	0.00	0.00
Total ORG KEY 0501 PUBLIC DEFENDER REALIGN 2011	954.26	0.00*	0.00*	0.00	954.26
Total ORG KEY 0555 LAW LIBRARY	7,742.89	0.00*	0.00*	0.00	7,742.89
Total ORG KEY 0581 CO CRIM JUST FAC CONSTRUCTION	65,208.54	1,039.94*	0.00*	1,039.94	66,248.48
Total ORG KEY 0589 EMS: PHYSICIANS	30,538.51	625.30*	707.99*	-82.69	30,455.82
Total ORG KEY 0590 EMS: HOSPITAL	3,384.96	269.53*	305.17*	-35.64	3,349.32
Total ORG KEY 0591 EMS: DISCRETIONARY	7,449.75	183.28*	436.19*	-252.91	7,196.84
Total ORG KEY 0802 WORKING CAP COPIER	39,493.18	86.11*	162.84*	-76.73	39,416.45
Total ORG KEY 0901 TRINITY HOSPITAL ENTERPRISE	-4,663,299.45	0.00*	0.00*	0.00	-4,663,299.45
Total BDT OFCR AUD AUDITOR-CONTROLLER	-197,534.78	1,862,844.40*	1,763,413.34*	99,431.06	-98,103.72

Trinity County
Budget Officer Summary
CAO Requested Budget

AUD AUDITOR-CONTROLLER

Dept Description (Fund)	Expenditures	Revenues	Net Income
1000 GENERAL FUND (101)	3,000	11,815,085	11,812,085
1101 COUNTY AUDIT (101)	62,900	62,900	0
1300 AUDITOR-CONTROLLER (101)	800,849	494,371	(306,478)
1500 COURTS GENERAL (101)	71,713	6,075	(65,638)
1710 GENERAL RESERVE (171)	0	120	120
1990 CONTRIBUTIONS TO OTHER FUNDS (101)	1,004,494	0	(1,004,494)
2170 PUBLIC DEFENDER (101)	645,000	15,000	(630,000)
2600 LAFCO CONTRIBUTION (101)	14,000	0	(14,000)
7990 DEBT SERVICE (107)	779,608	762,844	(16,764)
8501 PUBLIC DEFENDER REALIGNMENT (501)	10,000	10,000	0
8555 LAW LIBRARY TRUST (555)	6,000	5,100	(900)
8560 SUPP LAW ENFORCE REALIGN 2011 (560)	150,000	150,000	0
8581 CO CRIM JUST FAC CONSTRUCTION (581)	20	13,000	12,980
8589 EMS: PHYSICIANS (589)	20,810	0	(20,810)
8590 EMS: HOSPITAL (590)	3,905	3,030	(875)
8591 EMS: DISCRETIONARY (591)	5,105	2,600	(2,505)
8802 WORKING CAP COPIER (802)	74,204	46,500	(27,704)
9100 TRINITY HOSPITAL (901)	0	(85,000)	(85,000)
9901 CONTINGENCY GENERAL FUND (101)	524,406	0	(524,406)
	<hr/>	<hr/>	<hr/>
Total AUDITOR-CONTROLLER	4,176,014	13,301,625	9,125,611

General Fund Contribution	9,706,595
Non General Fund change to Fund Balance	(580,984)

Trinity County Budget Worksheets

For Fiscal Year 7/1/2021 - 6/30/2022

Function: 01 - General Government

Fund: 101 - GENERAL FUND

Activity: 10 - OTHER GENERAL

Budget Officer: AUD - AUDITOR-CONTROLLER

Budget Unit: 1000 - GENERAL FUND

Classification	Actuals 2019/20	Actuals 2020/21	Requested Budget 2021/22	Recommended Budget 2021/22
Revenues/Financing Sources				
6010 - CURRENT SECURED	5,476,546	5,715,626	5,650,000	5,650,000
6020 - CURRENT UNSECURED PROP	108,426	97,569	101,000	101,000
6030 - PRIOR SECURED PROP TAX	437,103	556,004	425,000	425,000
6040 - PRIOR UNSECURED	3,039	5,174	5,000	5,000
6063 - ERAF IN-LIEU OF VLF	2,273,706	2,389,685	2,500,000	2,500,000
6090 - SUPPLEMENTAL TAX - CURR	73,531	140,636	100,000	100,000
<i>Property Taxes</i>	8,372,352	8,904,696	8,781,000	8,781,000
6000 - CANNABIS GENERAL TAX				120,000
6025 - CURR UNS AIRPLANE REVEN	5,167	5,203	5,000	5,000
6060 - SALES AND USE TAX	1,091,298	1,544,263	1,400,000	1,400,000
6070 - TIMBER YIELD TAX	70,322	80,319	70,000	70,000
6081 - HOTEL TAX	255,969	244,639	250,000	250,000
<i>Other Taxes</i>	1,422,758	1,874,426	1,725,000	1,845,000
6349 - MISC FRANCHISE	7,305	8,191	7,000	7,000
<i>Licenses, Permits & Franchises</i>	7,305	8,191	7,000	7,000
6501 - VEHICLE CODE FINES	8,529	14,403	9,000	9,000
6502 - EXCESS MOE REV BASE FIN				
6521 - TRINITY CO ORDINANCE VI	1,174	73	100	100
6550 - FINES AND FEES	154	45	100	100
8505 - TRAFFIC SCHOOL FEE	20,924	14,881	17,000	17,000
<i>Fines, Forfeitures & Penalties</i>	30,782	29,403	26,200	26,200
6601 - INTEREST	121,870		120,000	120,000
<i>Use of Money and Property</i>	121,870		120,000	120,000
7062 - STATE MV IN-LIEU	9,240	8,460	8,000	8,000
7066 - ST OFF-HIGHWAY MLVF	8,490	3,837	9,000	9,000
7430 - STATE HOPTR	53,890	53,706	53,500	53,500
7465 - COUNTY REVENUE STABILIZ	32,000	32,000	32,000	32,000
<i>Government Aid - State</i>	103,621	98,004	102,500	102,500
7780 - FEDERAL TAX IN-LIEU	640,809	641,302	640,000	640,000
<i>Government Aid - Federal</i>	640,809	641,302	640,000	640,000
8202 - ADMIN FEES	165		100	100
8504 - PROOF OF CORRECTION	2,465	1,671	1,600	1,600

**Trinity County
Budget Worksheets**

For Fiscal Year 7/1/2021 - 6/30/2022

Function: 01 - General Government

Fund: 101 - GENERAL FUND

Activity: 10 - OTHER GENERAL

Budget Officer: AUD - AUDITOR-CONTROLLER

Budget Unit: 1000 - GENERAL FUND

Classification	Actuals 2019/20	Actuals 2020/21	Requested Budget 2021/22	Recommended Budget 2021/22
<i>Charges for Current Services</i>	<i>2,631</i>	<i>1,671</i>	<i>1,700</i>	<i>1,700</i>
8901 - INTERFUND REVENUE-INDIR	7,392	6,801	7,000	7,000
<i>Interfund Revenue</i>	<i>7,392</i>	<i>6,801</i>	<i>7,000</i>	<i>7,000</i>
8950 - INTRA-FUND TRANSFER	99,144	98,380	98,185	98,185
<i>Intra-Fund Transfers</i>	<i>99,144</i>	<i>98,380</i>	<i>98,185</i>	<i>98,185</i>
7765 - FED TOBACCO SETTLEMENT	135,590	153,049	145,000	145,000
9119 - OTHER SALES		235,735		
9255 - CANCEL STALE DATED WARR	77			
9256 - REFUNDS FOR PRIOR YR EX		2,106		
9299 - OTHER REVENUE	51,149	38,657	40,000	40,000
<i>Miscellaneous Revenues</i>	<i>186,816</i>	<i>429,549</i>	<i>185,000</i>	<i>185,000</i>
9297 - PRIOR YEAR ADJUSTMENT		6,692		
<i>Prior Period Revenue</i>		<i>6,692</i>		
9751 - SHORT TERM LOAN REC-SCH	1,000,000			
<i>Other Financing Sources</i>	<i>1,000,000</i>			
Revenues/Financing Sources	11,995,485	12,099,117	11,693,585	11,813,585
Expenditures/Financing Uses				
1299 - INTERFUND EXPENSE UAL	(563,645)			
<i>Interfund Expenses</i>	<i>(563,645)</i>			
3350 - INTEREST EXPENSE	264	2,436	3,000	3,000
3381 - SHORT TERM LOAN-SCHOOLS	1,000,000			
<i>Other Charges</i>	<i>1,000,264</i>	<i>2,436</i>	<i>3,000</i>	<i>3,000</i>
Expenditures/Financing Uses	436,619	2,436	3,000	3,000
Transfers-In				
9800 - TRANSFER IN	1,864	1,795	1,500	1,500
<i>Transfers-In</i>	<i>1,864</i>	<i>1,795</i>	<i>1,500</i>	<i>1,500</i>
Transfers-In	1,864	1,795	1,500	1,500
Transfers-Out				

**Trinity County
Budget Worksheets**

For Fiscal Year 7/1/2021 - 6/30/2022

Function: 01 - General Government

Fund: 101 - GENERAL FUND

Activity: 10 - OTHER GENERAL

Budget Officer: AUD - AUDITOR-CONTROLLER

Budget Unit: 1000 - GENERAL FUND

Classification	Actuals 2019/20	Actuals 2020/21	Requested Budget 2021/22	Recommended Budget 2021/22
Transfers-Out	0	0	0	0
1000 - GENERAL FUND				
600 Revenues/Sources	11,995,485	12,099,117	11,693,585	11,813,585
700 Expenditures/Uses	436,619	2,436	3,000	3,000
Net	11,558,865	12,096,681	11,690,585	11,810,585
800 Transfers In	1,864	1,795	1,500	1,500
850 Transfers Out				
Total	11,560,730	12,098,476	11,692,085	11,812,085

Trinity County
Budget Worksheets

For Fiscal Year 7/1/2021 - 6/30/2022

Function: 01 - General Government

Fund: 101 - GENERAL FUND

Activity: 01 - LEGISLATIVE AND ADMINISTRATIVE

Budget Officer: AUD - AUDITOR-CONTROLLER

Budget Unit: 1101 - COUNTY AUDIT

Classification	Actuals 2019/20	Actuals 2020/21	Requested Budget 2021/22	Recommended Budget 2021/22
Revenues/Financing Sources				
8016 - CHG CURR SVC: DIRECT CH			4,000	4,000
<i>Charges for Current Services</i>			4,000	4,000
8901 - INTERFUND REVENUE-INDIR			56,900	56,900
<i>Interfund Revenue</i>			56,900	56,900
8950 - INTRA-FUND TRANSFER			2,000	2,000
<i>Intra-Fund Transfers</i>			2,000	2,000
Revenues/Financing Sources	0	0	62,900	62,900
Expenditures/Financing Uses				
2301 - COUNTY AUDIT	8,042	62,900	62,900	62,900
<i>Services and Supplies</i>	8,042	62,900	62,900	62,900
Expenditures/Financing Uses	8,042	62,900	62,900	62,900
Transfers-In				
Transfers-In	0	0	0	0
1101 - COUNTY AUDIT				
600 Revenues/Sources			62,900	62,900
700 Expenditures/Uses	8,042	62,900	62,900	62,900
Net	(8,042)	(62,900)		
800 Transfers In				
850 Transfers Out				
Total	(8,042)	(62,900)	0	0

Trinity County Budget Worksheets

For Fiscal Year 7/1/2021 - 6/30/2022

Function: 01 - General Government

Fund: 101 - GENERAL FUND

Activity: 02 - FINANCE

Budget Officer: AUD - AUDITOR-CONTROLLER

Budget Unit: 1300 - AUDITOR-CONTROLLER

Classification	Actuals 2019/20	Actuals 2020/21	Requested Budget 2021/22	Recommended Budget 2021/22
Revenues/Financing Sources				
7190 - STATE GRANT INCOME		10,133		
8775 - SB90 MANDATED COSTS		24,207		
<i>Government Aid - State</i>		34,340		
8014 - PROPERTY TAX ADMIN CHAR	4,231	4,178	4,500	4,500
8016 - CHG CURR SVC: DIRECT CH	56,581	52,161	52,000	52,000
8022 - CURR SVCS-AUDITING/ACCO	916	1,032	900	900
8202 - ADMIN FEES	611	359	400	400
8205 - AUDITING AND ACCOUNTING	1,219	947	1,000	1,000
8853 - COPY MACHINE REVENUE -	3	5		
<i>Charges for Current Services</i>		63,564	58,684	58,800
8900 - INTERFUND REVENUE	1,430	1,220	1,500	1,500
8901 - INTERFUND REVENUE-INDIR	298,789	510,223	425,071	425,071
<i>Interfund Revenue</i>		300,219	511,443	426,571
8950 - INTRA-FUND TRANSFER	86,842	6,140		
<i>Intra-Fund Transfers</i>		86,842	6,140	
9256 - REFUNDS FOR PRIOR YR EX	3,065	2,731		
9299 - OTHER REVENUE	11,368	8,228	9,000	9,000
<i>Miscellaneous Revenues</i>		14,433	10,959	9,000
9297 - PRIOR YEAR ADJUSTMENT		14,964		
<i>Prior Period Revenue</i>			14,964	
Revenues/Financing Sources		465,058	636,531	494,371
Expenditures/Financing Uses				
1010 - REGULAR SALARY	359,007	371,895	374,761	388,635
1100 - SOCIAL SECURITY	28,280	28,760	28,670	29,732
1200 - PERS RETIREMENT	139,064	147,220	177,648	183,558
1210 - LIUNA PENSION	4,871	4,340	3,411	3,411
1300 - BENEFITS	52,630	56,725	68,081	68,081
1301 - GROUP INSURANCE RETIREE	118,427	102,655	96,915	97,755
1400 - UNEMPLOYMENT INSURANCE	2,938	2,450	2,450	2,450
1500 - WORKERS COMPENSATION	4,755	5,379	4,866	4,866
<i>Salaries and Benefits</i>		709,974	719,427	776,802
2060 - COMMUNICATIONS	5,192	5,629	5,840	5,840

Trinity County
Budget Worksheets

For Fiscal Year 7/1/2021 - 6/30/2022

Function: 01 - General Government

Fund: 101 - GENERAL FUND

Activity: 02 - FINANCE

Budget Officer: AUD - AUDITOR-CONTROLLER

Budget Unit: 1300 - AUDITOR-CONTROLLER

Classification	Actuals 2019/20	Actuals 2020/21	Requested Budget 2021/22	Recommended Budget 2021/22
2090 - HOUSEHOLD	21	10	25	25
2140 - EQUIPMENT MAINTENANCE	50			
2141 - MAINT OF EQUIP:SOFTWARE	64,090	58,812	60,100	60,100
2150 - MAINTENANCE OF STRUCTUR	861			
2240 - MEMBERSHIPS	736	886	900	900
2260 - OFFICE EXPENSES	15,142	35,195	20,000	20,000
2300 - PROFESSIONAL & SPECIAL	97,537	100,992	106,190	106,190
2313 - PHYSICALS & DRUG TESTIN	32	64		
2500 - PUBLICATIONS & NOTICES	693	318		
2700 - SPECIAL DEPARTMENTAL EX	7,590	3,910	4,100	4,100
2750 - TRAVEL	532		9,000	9,000
2756 - TRAINING	170		300	300
<i>Services and Supplies</i>	192,650	205,819	206,455	206,455
2399 - PROF SVCS - INTERFUND	15			
<i>Interfund Expenses</i>	15			
5100 - COST APPLIED	(179,840)	(203,558)	(210,789)	(210,789)
<i>Intra-Fund Expenses</i>	(179,840)	(203,558)	(210,789)	(210,789)
4300 - FIXED ASSET - EQUIPMENT		15,503	26,695	26,695
4600 - CONSTRUCTION IN PROGRES	13,215			
<i>Fixed Assets</i>	13,215	15,503	26,695	26,695
Expenditures/Financing Uses	736,016	737,192	779,163	800,849
Transfers-In				
Transfers-In	0	0	0	0
Transfers-Out				
Transfers-Out	0	0	0	0

Trinity County
Budget Worksheets

For Fiscal Year 7/1/2021 - 6/30/2022

Function: 01 - General Government

Fund: 101 - GENERAL FUND

Activity: 02 - FINANCE

Budget Officer: AUD - AUDITOR-CONTROLLER

Budget Unit: 1300 - AUDITOR-CONTROLLER

Classification	Actuals 2019/20	Actuals 2020/21	Requested Budget 2021/22	Recommended Budget 2021/22
1300 - AUDITOR-CONTROLLER				
600 Revenues/Sources	465,058	636,531	494,371	494,371
700 Expenditures/Uses	736,016	737,192	779,163	800,849
Net	(270,957)	(100,660)	(284,792)	(306,478)
800 Transfers In				
850 Transfers Out				
Total	(270,957)	(100,660)	(284,792)	(306,478)

**Trinity County
Budget Worksheets**

For Fiscal Year 7/1/2021 - 6/30/2022

Function: 02 - Public Protection

Fund: 101 - GENERAL FUND

Activity: 21 - JUDICIAL

Budget Officer: AUD - AUDITOR-CONTROLLER

Budget Unit: 1500 - COURTS GENERAL

Classification	Actuals 2019/20	Actuals 2020/21	Requested Budget 2021/22	Recommended Budget 2021/22
Revenues/Financing Sources				
9282 - CONTRIBUTION FROM OTHER	70	52	75	75
<i>Other Government Agencies</i>	<i>70</i>	<i>52</i>	<i>75</i>	<i>75</i>
9590 - REIMBURSABLES		575		
<i>Miscellaneous Revenues</i>		<i>575</i>		
Revenues/Financing Sources	70	627	75	75
Expenditures/Financing Uses				
2300 - PROFESSIONAL & SPECIAL	57,608	32,067	60,000	60,000
2365 - LAW LIBRARY	10,736	12,688	11,713	11,713
<i>Services and Supplies</i>	<i>68,344</i>	<i>44,756</i>	<i>71,713</i>	<i>71,713</i>
Expenditures/Financing Uses	68,344	44,756	71,713	71,713
Transfers-In				
9800 - TRANSFER IN	5,000	5,000	6,000	6,000
<i>Transfers-In</i>	<i>5,000</i>	<i>5,000</i>	<i>6,000</i>	<i>6,000</i>
Transfers-In	5,000	5,000	6,000	6,000
1500 - COURTS GENERAL				
600 Revenues/Sources	70	627	75	75
700 Expenditures/Uses	68,344	44,756	71,713	71,713
Net	(68,274)	(44,128)	(71,638)	(71,638)
800 Transfers In	5,000	5,000	6,000	6,000
850 Transfers Out				
Total	(63,274)	(39,128)	(65,638)	(65,638)

Trinity County
Budget Worksheets

For Fiscal Year 7/1/2021 - 6/30/2022

Function: 01 - General Government

Fund: 171 - GENERAL RESERVE

Activity: 10 - OTHER GENERAL

Budget Officer: AUD - AUDITOR-CONTROLLER

Budget Unit: 1710 - GENERAL RESERVE

Classification	Actuals 2019/20	Actuals 2020/21	Requested Budget 2021/22	Recommended Budget 2021/22
Revenues/Financing Sources				
6601 - INTEREST	100		120	120
<i>Use of Money and Property</i>	<i>100</i>		<i>120</i>	<i>120</i>
Revenues/Financing Sources	100	0	120	120
Expenditures/Financing Uses				
Expenditures/Financing Uses	0	0	0	0
Transfers-In				
Transfers-In	0	0	0	0
Transfers-Out				
Transfers-Out	0	0	0	0
1710 - GENERAL RESERVE				
600 Revenues/Sources	100		120	120
700 Expenditures/Uses				
Net	100		120	120
800 Transfers In				
850 Transfers Out				
Total	100	0	120	120

**Trinity County
Budget Worksheets**

For Fiscal Year 7/1/2021 - 6/30/2022

Function: 01 - General Government

Fund: 101 - GENERAL FUND

Activity: 10 - OTHER GENERAL

Budget Officer: AUD - AUDITOR-CONTROLLER

Budget Unit: 1990 - CONTRIBUTIONS TO OTHER FUNDS

Classification	Actuals 2019/20	Actuals 2020/21	Requested Budget 2021/22	Recommended Budget 2021/22
Revenues/Financing Sources				
Revenues/Financing Sources	0	0	0	0
Expenditures/Financing Uses				
3200 - CONTRIBUTIONS TO OTHERS	43,988	26,568	30,000	30,000
<i>Other Charges</i>	<i>43,988</i>	<i>26,568</i>	<i>30,000</i>	<i>30,000</i>
Expenditures/Financing Uses	43,988	26,568	30,000	30,000
Transfers-In				
9800 - TRANSFER IN				
<i>Transfers-In</i>				
Transfers-In	0	0	0	0
Transfers-Out				
5500 - TRANSFER OUT:	610,092	2,857,568	833,060	833,060
5502 - TRANSFER OUT: HOSPITAL	77,949			
5507 - TRANSFER OUT: DEBT SERV	143,632	142,834	141,434	141,434
<i>Other Financing Uses</i>	<i>831,673</i>	<i>3,000,402</i>	<i>974,494</i>	<i>974,494</i>
Transfers-Out	831,673	3,000,402	974,494	974,494
1990 - CONTRIBUTIONS TO OTHER FUNDS				
600 Revenues/Sources				
700 Expenditures/Uses	43,988	26,568	30,000	30,000
Net	(43,988)	(26,568)	(30,000)	(30,000)
800 Transfers In				
850 Transfers Out	831,673	3,000,402	974,494	974,494
Total	(875,661)	(3,026,971)	(1,004,494)	(1,004,494)

**Trinity County
Budget Worksheets**

For Fiscal Year 7/1/2021 - 6/30/2022

Function: 02 - Public Protection

Fund: 101 - GENERAL FUND

Activity: 21 - JUDICIAL

Budget Officer: AUD - AUDITOR-CONTROLLER

Budget Unit: 2170 - PUBLIC DEFENDER

Classification	Actuals 2019/20	Actuals 2020/21	Requested Budget 2021/22	Recommended Budget 2021/22
Revenues/Financing Sources				
8301 - LEGAL SERV PUB DEF SERV	4,908	6,093	5,000	5,000
<i>Charges for Current Services</i>	4,908	6,093	5,000	5,000
Revenues/Financing Sources	4,908	6,093	5,000	5,000
Expenditures/Financing Uses				
2260 - OFFICE EXPENSES	2,047	2,536	3,000	3,000
2300 - PROFESSIONAL & SPECIAL	21,317	37,327	20,000	20,000
2304 - PUB. DEF. CONTRACT SERV	468,000	468,000	552,000	552,000
2306 - CONFLICT COUNSEL -CRIMI	70,424	19,086	40,000	40,000
2309 - CONFLICT COUNSEL HOMICI		11,592	30,000	30,000
2700 - SPECIAL DEPARTMENTAL EX	570			
<i>Services and Supplies</i>	562,359	538,542	645,000	645,000
Expenditures/Financing Uses	562,359	538,542	645,000	645,000
Transfers-In				
9800 - TRANSFER IN	7,540	9,724	10,000	10,000
<i>Transfers-In</i>	7,540	9,724	10,000	10,000
Transfers-In	7,540	9,724	10,000	10,000
2170 - PUBLIC DEFENDER				
600 Revenues/Sources	4,908	6,093	5,000	5,000
700 Expenditures/Uses	562,359	538,542	645,000	645,000
Net	(557,450)	(532,449)	(640,000)	(640,000)
800 Transfers In	7,540	9,724	10,000	10,000
850 Transfers Out				
Total	(549,909)	(522,724)	(630,000)	(630,000)

Trinity County
Budget Worksheets

For Fiscal Year 7/1/2021 - 6/30/2022

Function: 02 - Public Protection

Fund: 101 - GENERAL FUND

Activity: 27 - OTHER PROTECTION

Budget Officer: AUD - AUDITOR-CONTROLLER

Budget Unit: 2600 - LAFCO CONTRIBUTION

Classification	Actuals 2019/20	Actuals 2020/21	Requested Budget 2021/22	Recommended Budget 2021/22
Revenues/Financing Sources				
Revenues/Financing Sources	0	0	0	0
Expenditures/Financing Uses				
3200 - CONTRIBUTIONS TO OTHERS	14,000	14,000	14,000	14,000
<i>Other Charges</i>	<i>14,000</i>	<i>14,000</i>	<i>14,000</i>	<i>14,000</i>
Expenditures/Financing Uses	14,000	14,000	14,000	14,000
2600 - LAFCO CONTRIBUTION				
600 Revenues/Sources				
700 Expenditures/Uses	14,000	14,000	14,000	14,000
Net	(14,000)	(14,000)	(14,000)	(14,000)
800 Transfers In				
850 Transfers Out				
Total	(14,000)	(14,000)	(14,000)	(14,000)

Trinity County
Budget Worksheets

For Fiscal Year 7/1/2021 - 6/30/2022

Function: 08 - Debt Service

Fund: 107 - DEBT SERVICE FUND

Activity: 83 - INTEREST ON NOTES AND WARRANTS

Budget Officer: AUD - AUDITOR-CONTROLLER

Budget Unit: 7990 - DEBT SERVICE

Classification	Actuals 2019/20	Actuals 2020/21	Requested Budget 2021/22	Recommended Budget 2021/22
Revenues/Financing Sources				
6601 - INTEREST	22,196		26,000	26,000
<i>Use of Money and Property</i>	22,196		26,000	26,000
9282 - CONTRIBUTION FROM OTHER	(59,934)			
<i>Other Government Agencies</i>	(59,934)			
9300 - INTERFUND REVENUE-UAL	(1,275,421)			
<i>Interfund Revenue</i>	(1,275,421)			
Revenues/Financing Sources	(1,313,159)	0	26,000	26,000
Expenditures/Financing Uses				
2301 - COUNTY AUDIT	2,993			
<i>Services and Supplies</i>	2,993			
3290 - INDIRECT COST COUNTY DE			3,600	3,600
<i>Interfund Expenses</i>			3,600	3,600
3325 - DEBT SERVICE	457,891	492,057	550,998	550,998
3350 - INTEREST EXPENSE	118,709	83,746	75,010	75,010
3680 - PUD-MCMS LOAN EXP	147,392	149,394	150,000	150,000
<i>Other Charges</i>	723,994	725,198	776,008	776,008
Expenditures/Financing Uses	726,987	725,198	779,608	779,608
Transfers-In				
9800 - TRANSFER IN	583,686	513,821	586,844	586,844
9880 - PUD-MCMS TRANSFER IN		149,394	150,000	150,000
<i>Transfers-In</i>	583,686	663,215	736,844	736,844
Transfers-In	583,686	663,215	736,844	736,844
Transfers-Out				
5500 - TRANSFER OUT:	128,576			
<i>Other Financing Uses</i>	128,576			
Transfers-Out	128,576	0	0	0

Trinity County
Budget Worksheets

For Fiscal Year 7/1/2021 - 6/30/2022

Function: 08 - Debt Service

Fund: 107 - DEBT SERVICE FUND

Activity: 83 - INTEREST ON NOTES AND WARRANTS

Budget Officer: AUD - AUDITOR-CONTROLLER

Budget Unit: 7990 - DEBT SERVICE

Classification	Actuals 2019/20	Actuals 2020/21	Requested Budget 2021/22	Recommended Budget 2021/22
7990 - DEBT SERVICE				
600 Revenues/Sources	(1,313,159)		26,000	26,000
700 Expenditures/Uses	726,987	725,198	779,608	779,608
Net	(2,040,147)	(725,198)	(753,608)	(753,608)
800 Transfers In	583,686	663,215	736,844	736,844
850 Transfers Out	128,576			
Total	(1,585,036)	(61,983)	(16,764)	(16,764)

**Trinity County
Budget Worksheets**

For Fiscal Year 7/1/2021 - 6/30/2022

Function: 02 - Public Protection

Fund: 501 - PUBLIC DEFENDER REAL 2011

Activity: 21 - JUDICIAL

Budget Officer: AUD - AUDITOR-CONTROLLER

Budget Unit: 8501 - PUBLIC DEFENDER REALIGNMENT

Classification	Actuals 2019/20	Actuals 2020/21	Requested Budget 2021/22	Recommended Budget 2021/22
Revenues/Financing Sources				
7074 - PUBLIC DEFENDER SUBACCO	7,858	9,110	9,000	9,000
7076 - CORONA VIRUS RELIEF FUN		518		
7095 - PUBLIC DEFENDER GROWTH	731		1,000	1,000
<i>Government Aid - State</i>	8,590	9,629	10,000	10,000
Revenues/Financing Sources	8,590	9,629	10,000	10,000
Expenditures/Financing Uses				
<i>Expenditures/Financing Uses</i>	0	0	0	0
Transfers-Out				
5500 - TRANSFER OUT:	7,540	9,724	10,000	10,000
<i>Other Financing Uses</i>	7,540	9,724	10,000	10,000
Transfers-Out	7,540	9,724	10,000	10,000
8501 - PUBLIC DEFENDER REALIGNMENT				
600 Revenues/Sources	8,590	9,629	10,000	10,000
700 Expenditures/Uses				
Net	8,590	9,629	10,000	10,000
800 Transfers In				
850 Transfers Out	7,540	9,724	10,000	10,000
Total	1,049	(95)	0	0

**Trinity County
Budget Worksheets**

For Fiscal Year 7/1/2021 - 6/30/2022

Function: 02 - Public Protection

Fund: 555 - LAW LIBRARY

Activity: 21 - JUDICIAL

Budget Officer: AUD - AUDITOR-CONTROLLER

Budget Unit: 8555 - LAW LIBRARY TRUST

Classification	Actuals 2019/20	Actuals 2020/21	Requested Budget 2021/22	Recommended Budget 2021/22
Revenues/Financing Sources				
6550 - FINES AND FEES	4,013	6,258	5,000	5,000
<i>Fines, Forfeitures & Penalties</i>	4,013	6,258	5,000	5,000
6601 - INTEREST	95		100	100
<i>Use of Money and Property</i>	95		100	100
Revenues/Financing Sources	4,109	6,258	5,100	5,100
Expenditures/Financing Uses				
2301 - COUNTY AUDIT	3			
<i>Services and Supplies</i>	3			
Expenditures/Financing Uses	3	0	0	0
Transfers-Out				
5500 - TRANSFER OUT:	5,000	5,000	6,000	6,000
<i>Other Financing Uses</i>	5,000	5,000	6,000	6,000
Transfers-Out	5,000	5,000	6,000	6,000
8555 - LAW LIBRARY TRUST				
600 Revenues/Sources	4,109	6,258	5,100	5,100
700 Expenditures/Uses	3			
Net	4,105	6,258	5,100	5,100
800 Transfers In				
850 Transfers Out	5,000	5,000	6,000	6,000
Total	(894)	1,258	(900)	(900)

Trinity County
Budget Worksheets

For Fiscal Year 7/1/2021 - 6/30/2022

Function: 02 - Public Protection

Fund: 560 - SUPP LAW ENFORCE REALIGN 2011

Activity: 22 - POLICE PROTECTION

Budget Officer: AUD - AUDITOR-CONTROLLER

Budget Unit: 8560 - SUPP LAW ENFORCE REALIGN 2011

Classification	Actuals 2019/20	Actuals 2020/21	Requested Budget 2021/22	Recommended Budget 2021/22
Revenues/Financing Sources				
7084 - ENHANCING LAW ENFORCEME	148,507	143,986	150,000	150,000
<i>Government Aid - State</i>	<i>148,507</i>	<i>143,986</i>	<i>150,000</i>	<i>150,000</i>
Revenues/Financing Sources	148,507	143,986	150,000	150,000
Expenditures/Financing Uses				
Expenditures/Financing Uses	0	0	0	0
Transfers-In				
Transfers-In	0	0	0	0
Transfers-Out				
5500 - TRANSFER OUT:	148,507	143,986	150,000	150,000
<i>Other Financing Uses</i>	<i>148,507</i>	<i>143,986</i>	<i>150,000</i>	<i>150,000</i>
Transfers-Out	148,507	143,986	150,000	150,000
8560 - SUPP LAW ENFORCE REALIGN 2011				
600 Revenues/Sources	148,507	143,986	150,000	150,000
700 Expenditures/Uses				
Net	148,507	143,986	150,000	150,000
800 Transfers In				
850 Transfers Out	148,507	143,986	150,000	150,000
Total	0	0	0	0

**Trinity County
Budget Worksheets**

For Fiscal Year 7/1/2021 - 6/30/2022

Function: 01 - General Government

Fund: 581 - CO CRIM JUST FACIL CONST FUND

Activity: 07 - PROPERTY MANAGEMENT

Budget Officer: AUD - AUDITOR-CONTROLLER

Budget Unit: 8581 - CO CRIM JUST FAC CONSTRUCTION

Classification	Actuals 2019/20	Actuals 2020/21	Requested Budget 2021/22	Recommended Budget 2021/22
Revenues/Financing Sources				
6550 - FINES AND FEES	14,311	12,668	13,000	13,000
<i>Fines, Forfeitures & Penalties</i>	<i>14,311</i>	<i>12,668</i>	<i>13,000</i>	<i>13,000</i>
Revenues/Financing Sources	14,311	12,668	13,000	13,000
Expenditures/Financing Uses				
2301 - COUNTY AUDIT	14			
<i>Services and Supplies</i>	<i>14</i>			
3290 - INDIRECT COST COUNTY DE			20	20
<i>Interfund Expenses</i>			<i>20</i>	<i>20</i>
Expenditures/Financing Uses	14	0	20	20
Transfers-Out				
Transfers-Out	0	0	0	0
<hr/>				
8581 - CO CRIM JUST FAC CONSTRUCTION				
600 Revenues/Sources	14,311	12,668	13,000	13,000
700 Expenditures/Uses	14		20	20
Net	14,297	12,668	12,980	12,980
800 Transfers In				
850 Transfers Out				
Total	14,297	12,668	12,980	12,980

**Trinity County
Budget Worksheets**

For Fiscal Year 7/1/2021 - 6/30/2022

Function: 04 - Health and Sanitation

Fund: 589 - EMS: PHYSICIANS

Activity: 42 - HOSPITAL CARE

Budget Officer: AUD - AUDITOR-CONTROLLER

Budget Unit: 8589 - EMS: PHYSICIANS

Classification	Actuals 2019/20	Actuals 2020/21	Requested Budget 2021/22	Recommended Budget 2021/22
Revenues/Financing Sources				
6550 - FINES AND FEES	8,327	7,079		
<i>Fines, Forfeitures & Penalties</i>	8,327	7,079		
6601 - INTEREST	1,503			
<i>Use of Money and Property</i>	1,503			
Revenues/Financing Sources	9,831	7,079	0	0
Expenditures/Financing Uses				
2301 - COUNTY AUDIT	39			
2700 - SPECIAL DEPARTMENTAL EX	88,523		20,000	20,000
<i>Services and Supplies</i>	88,563		20,000	20,000
2399 - PROF SVCS - INTERFUND	832	707	750	750
3290 - INDIRECT COST COUNTY DE			60	60
<i>Interfund Expenses</i>	832	707	810	810
Expenditures/Financing Uses	89,395	707	20,810	20,810
Transfers-In				
Transfers-In	0	0	0	0
8589 - EMS: PHYSICIANS				
600 Revenues/Sources	9,831	7,079		
700 Expenditures/Uses	89,395	707	20,810	20,810
Net	(79,564)	6,371	(20,810)	(20,810)
800 Transfers In				
850 Transfers Out				
Total	(79,564)	6,371	(20,810)	(20,810)

Trinity County
Budget Worksheets

For Fiscal Year 7/1/2021 - 6/30/2022

Function: 04 - Health and Sanitation

Fund: 590 - EMS: HOSPITAL

Activity: 42 - HOSPITAL CARE

Budget Officer: AUD - AUDITOR-CONTROLLER

Budget Unit: 8590 - EMS: HOSPITAL

Classification	Actuals 2019/20	Actuals 2020/21	Requested Budget 2021/22	Recommended Budget 2021/22
Revenues/Financing Sources				
6550 - FINES AND FEES	3,557	3,051	3,000	3,000
<i>Fines, Forfeitures & Penalties</i>	3,557	3,051	3,000	3,000
6601 - INTEREST	42		30	30
<i>Use of Money and Property</i>	42		30	30
Revenues/Financing Sources	3,600	3,051	3,030	3,030
Expenditures/Financing Uses				
2301 - COUNTY AUDIT	4			
<i>Services and Supplies</i>	4			
2399 - PROF SVCS - INTERFUND	355	305	400	400
3290 - INDIRECT COST COUNTY DE			5	5
<i>Interfund Expenses</i>	355	305	405	405
3200 - CONTRIBUTIONS TO OTHERS	3,375		3,500	3,500
<i>Other Charges</i>	3,375		3,500	3,500
Expenditures/Financing Uses	3,736	305	3,905	3,905
Transfers-In				
Transfers-In	0	0	0	0
8590 - EMS: HOSPITAL				
600 Revenues/Sources	3,600	3,051	3,030	3,030
700 Expenditures/Uses	3,736	305	3,905	3,905
Net	(135)	2,746	(875)	(875)
800 Transfers In				
850 Transfers Out				
Total	(135)	2,746	(875)	(875)

Trinity County Budget Worksheets

For Fiscal Year 7/1/2021 - 6/30/2022

Function: 04 - Health and Sanitation

Fund: 591 - EMS: DISCRETIONARY

Activity: 42 - HOSPITAL CARE

Budget Officer: AUD - AUDITOR-CONTROLLER

Budget Unit: 8591 - EMS: DISCRETIONARY

Classification	Actuals 2019/20	Actuals 2020/21	Requested Budget 2021/22	Recommended Budget 2021/22
Revenues/Financing Sources				
6550 - FINES AND FEES	2,416	2,075	2,500	2,500
<i>Fines, Forfeitures & Penalties</i>	2,416	2,075	2,500	2,500
6601 - INTEREST	127		100	100
<i>Use of Money and Property</i>	127		100	100
Revenues/Financing Sources	2,544	2,075	2,600	2,600
Expenditures/Financing Uses				
2301 - COUNTY AUDIT	3			
2700 - SPECIAL DEPARTMENTAL EX	3,560		3,600	3,600
<i>Services and Supplies</i>	3,563		3,600	3,600
2399 - PROF SVCS - INTERFUND	241	207	300	300
3290 - INDIRECT COST COUNTY DE			5	5
<i>Interfund Expenses</i>	241	207	305	305
Expenditures/Financing Uses	3,804	207	3,905	3,905
Transfers-Out				
5500 - TRANSFER OUT:	1,087	933	1,200	1,200
<i>Other Financing Uses</i>	1,087	933	1,200	1,200
Transfers-Out	1,087	933	1,200	1,200
8591 - EMS: DISCRETIONARY				
600 Revenues/Sources	2,544	2,075	2,600	2,600
700 Expenditures/Uses	3,804	207	3,905	3,905
Net	(1,260)	1,867	(1,305)	(1,305)
800 Transfers In				
850 Transfers Out	1,087	933	1,200	1,200
Total	(2,347)	933	(2,505)	(2,505)

**Trinity County
Budget Worksheets**

For Fiscal Year 7/1/2021 - 6/30/2022

Function: 01 - General Government

Fund: 802 - WORKING CAPITAL COPIER

Activity: 92 - INTERNAL SERVICE FUND

Budget Officer: AUD - AUDITOR-CONTROLLER

Budget Unit: 8802 - WORKING CAP COPIER

Classification	Actuals 2019/20	Actuals 2020/21	Requested Budget 2021/22	Recommended Budget 2021/22
Revenues/Financing Sources				
6601 - INTEREST	1,058		1,200	1,200
<i>Use of Money and Property</i>	1,058		1,200	1,200
8851 - COPY MACHINE REVENUE	41,068	37,867	42,000	42,000
8852 - COPY MACHINE REV - ENTE	4,384	2,738	3,300	3,300
8853 - COPY MACHINE REVENUE -	(167)			
<i>Charges for Current Services</i>	45,285	40,605	45,300	45,300
9256 - REFUNDS FOR PRIOR YR EX		857		
<i>Miscellaneous Revenues</i>		857		
9297 - PRIOR YEAR ADJUSTMENT		86		
<i>Prior Period Revenue</i>		86		
Revenues/Financing Sources	46,344	41,549	46,500	46,500
Expenditures/Financing Uses				
2090 - HOUSEHOLD		57		
2100 - INSURANCE	1,027	853	204	204
2140 - EQUIPMENT MAINTENANCE	16,567	678	10,000	10,000
2260 - OFFICE EXPENSES	20,758	41,557	35,000	35,000
2301 - COUNTY AUDIT	38			
<i>Services and Supplies</i>	38,392	43,146	45,204	45,204
4300 - FIXED ASSET - EQUIPMENT		28,311	20,000	20,000
<i>Fixed Assets</i>		28,311	20,000	20,000
4500 - DEPRECIATION EXPENSE-EQ	9,287		9,000	9,000
DEPRECIATION	9,287		9,000	9,000
Expenditures/Financing Uses	47,680	71,457	74,204	74,204
Transfers-In				
Transfers-In	0	0	0	0

Trinity County
Budget Worksheets

For Fiscal Year 7/1/2021 - 6/30/2022

Function: 01 - General Government

Fund: 802 - WORKING CAPITAL COPIER

Activity: 92 - INTERNAL SERVICE FUND

Budget Officer: AUD - AUDITOR-CONTROLLER

Budget Unit: 8802 - WORKING CAP COPIER

Classification	Actuals 2019/20	Actuals 2020/21	Requested Budget 2021/22	Recommended Budget 2021/22
8802 - WORKING CAP COPIER				
600 Revenues/Sources	46,344	41,549	46,500	46,500
700 Expenditures/Uses	47,680	71,457	74,204	74,204
Net	(1,335)	(29,908)	(27,704)	(27,704)
800 Transfers In				
850 Transfers Out				
Total	(1,335)	(29,908)	(27,704)	(27,704)

**Trinity County
Budget Worksheets**

For Fiscal Year 7/1/2021 - 6/30/2022

Function: 04 - Health and Sanitation

Fund: 901 - HOSPITAL ENTERPRISE FUND

Activity: 42 - HOSPITAL CARE

Budget Officer: AUD - AUDITOR-CONTROLLER

Budget Unit: 9100 - TRINITY HOSPITAL

Classification	Actuals 2019/20	Actuals 2020/21	Requested Budget 2021/22	Recommended Budget 2021/22
Revenues/Financing Sources				
6601 - INTEREST	(65,638)		(85,000)	(85,000)
<i>Use of Money and Property</i>	(65,638)		(85,000)	(85,000)
Revenues/Financing Sources	(65,638)	0	(85,000)	(85,000)
Expenditures/Financing Uses				
Expenditures/Financing Uses	0	0	0	0
Transfers-In				
9800 - TRANSFER IN	77,949			
<i>Transfers-In</i>	77,949			
Transfers-In	77,949	0	0	0
Transfers-Out				
Transfers-Out	0	0	0	0
9100 - TRINITY HOSPITAL				
600 Revenues/Sources	(65,638)		(85,000)	(85,000)
700 Expenditures/Uses				
Net	(65,638)		(85,000)	(85,000)
800 Transfers In	77,949			
850 Transfers Out				
Total	12,310	0	(85,000)	(85,000)



**CONNIE CESSNA-SMITH
BEHAVIORAL HEALTH SERVICES**

THIS PAGE LEFT BLANK INTENTIONALLY



TRINITY COUNTY

Behavioral Health Services

MENTAL HEALTH · SUBSTANCE USE DISORDERS · PREVENTION

TO: Board of Supervisors
FROM: Connie Cessna-Smith
SUBJECT: FY 2021-22 Goals and Objectives
DATE: August 27, 2021

The Mission of Trinity County Behavioral Health Services (TCBHS) is to provide culturally competent and appropriate mental health and alcohol and other drug services to enable the residents of Trinity County to successfully live in wellness and recovery in their community.

Accomplishments in FY 2020-21

- **Telehealth**

The sweeping and unprecedented COVID-19 pandemic significantly changed the way Behavioral Health services are delivered across California. The immediate need to protect Behavioral Health clients and healthcare workers while maintaining vital services required TCBHS to act quickly to identify and implement alternative service strategies. The Federal Centers for Medicare and Medicaid Services (CMS), along with the California Department of Health Care Services (DHCS) took immediate action to approve and facilitate the provision of Telehealth treatment for the continuance of Specialty Mental Health and Substance Use services. Locally, the BHS Leadership Team convened daily to strategize how to transition our services to a safe and contactless Telehealth delivery system. One week after being notified of the pandemic, TCBHS had secured a HIPAA Compliant agreement with Zoom, set up three Telehealth stations in the unlocked areas in the Weaverville clinic, and 1 Telehealth station at the Hayfork clinic, and train staff how to host and connect to Telehealth. In week 2, BHS staff and County I.T. worked together to train employees on Zoom and VPN technology and fully transition to a Telehealth service delivery system.

While many counties struggled to implement Telehealth, TCBHS was tremendously successful in making this rapid transition due to our years of experience providing Medication Management (Psychiatric) services via Telehealth. TCBHS has now expanded Telehealth services from Psychiatry only to now offering the full spectrum of

□ P.O. BOX 1640
1450 MAIN STREET
WEAVERVILLE, CA 96093
TEL: (530) 623-1362
FAX: (530) 623-1447

□ P.O. BOX 91
TULE CREEK ROAD
HAYFORK, CA 96041
TEL: (530) 628-4111
FAX: (530) 628-1982

Specialty Mental Health services via Telehealth. Expanded services include Assessment, Diagnoses, Treatment Planning, Therapy, Group treatment including Substance Abuse Counseling, and Crisis Support. An additional benefit to expanded Telehealth has been greater access to services for clients who live in remote communities and those who have transportation challenges.

TCBHS continues to have success in Telehealth service delivery. TCBHS also received a grant to allow us to expand our Telehealth program even further, establishing Telehealth in several schools to improve access and expedite youth treatment. We continue to seek ways to serve our outlying communities to ensure that Trinity County residents have access to safe and effective mental health and substance use disorder services. At this time, TCBHS has applied for grant funding to develop Mobile Telehealth to further improve access to Behavioral Health services throughout the county.

- **Clinic Safety**

In addition to comprehensive Telehealth treatment, TCBHS continues to offer clinic-based services in-person as well. We have implemented a variety of new safety measures to ensure both staff and client safety during in-person services. These measures include providing staff with the necessary equipment to work and provide telehealth services from home, reducing in person meetings and moving to web based video conferencing, installing windows between some offices in our clinic to allow face to face services to occur in a manner that limits contact between staff and clients to reduce the spread of COVID-19, installing protective barriers in vehicles used to transport BHS clients to and from the clinic and other appointments, as well as the purchase and requiring the use of PPE when staff must interact with clients and/or other staff.

- **Cedar Home**

BHS continued to staff and operate the Cedar Home Peer Crisis Respite Center. Although the pandemic limited our ability to allow all beds in this respite home to be utilized at the same time, we were able to continue housing those most in need for one client or family group at a time. In place of this service, BHS was also able to place others in need in local motels when the need arises.

In past years, Cedar Home has also housed BHS' drop-in wellness center, Milestones. However, due to the challenges associated with offering safe drop-in services during the pandemic, Milestones has been closed to drop in consumers. Regular Milestone participants are being reached through other outreach efforts such as regular web-based group video conferencing, phone contacts, and other behavioral health resources such as web-based webinars and trainings.

☐ P.O. BOX 1640
1450 MAIN STREET
WEAVERVILLE, CA 96093
TEL: (530) 623-1362
FAX: (530) 623-1447

☐ P.O. BOX 91
TULE CREEK ROAD
HAYFORK, CA 96041
TEL: (530) 628-4111
FAX: (530) 628-1982

- **Homeless Mentally Ill Outpatient Treatment (HMIOT) Program**

In FY 2018-19, BHS was allocated \$100,000 in HMIOT funding. The purpose of HMIOT was to assist county residents who are, or who are at risk of becoming, homeless to provide rental assistance and other support needed in securing these individuals with access to long term housing. Despite the availability of funding the lack of local housing resources limited our ability to expend these funds by their expiration date of June 30, 2020. BHS was awarded an extension of these funds through June 30, 2021. In addition to being granted this extension, BHS was also authorized to use the remainder of these funds to place homeless mentally ill clients in local hotels due to the limited amount of suitable rental housing available in the county. Using these funds, we were able to provide temporary hotel accommodations to a number of clients to mitigate crisis or were homeless or at risk of becoming homeless.

- **Infrastructure**

With the onset of the COVID 19 pandemic, TCBHS, along with many state and local government agencies, was required to rely much more heavily on both web-based and telephone-based teleconferencing. Although TCBHS was limping along using its existing phone system, this increased teleconferencing made it clear that our existing system was outdated and inadequate to meet the current needs and levels of use. BHS procured a modern telecommunications system that is capable to meet today's increased telecommunications needs.

Likewise, TCBHS' ability to connect with the County's IT servers was limited due to not having a reliable connection. To remedy this, TCBHS installed fiber optic lines directly from its main clinic in Weaverville to the County's IT servers. This will also help to ensure uninterrupted IT service to the Hayfork Clinic.

Finally, in FY 2020-21, BHS was able to completely replace the personal desk computers of all staff members further facilitating our shift to telehealth services and mitigating system crashes and connection failures.

FY 2021-22 Budget Highlights

The FY 2021-22 Budget for TCBHS reflects an overall increase of approximately \$210,600 as compared to FY 2020-21. The total increase consists of a combination of a \$227,300 increase in Department 4200 Mental Health and an approximate decrease of \$16,700 in Department 4230 Alcohol and Other Drugs (AOD). The \$227,300 total increase in Mental Health consists of a combination of increases and decreases. The addition of a newly created Staff Services Analyst position in mental health services (necessitated by increasing audit and reporting requirements of DHCS), coupled with the impact of the Class and Comp study and cost of living adjustments negotiated bargaining unit agreements, results in an increase of approximately \$141,300. Services and Supplies has increased by slightly more than \$80,000, Offsetting these increases,

☐ P.O. BOX 1640
1450 MAIN STREET
WEAVERVILLE, CA 96093
TEL: (530) 623-1362
FAX: (530) 623-1447

☐ P.O. BOX 91
TULE CREEK ROAD
HAYFORK, CA 96041
TEL: (530) 628-4111
FAX: (530) 628-1982

Support and Care as decreased by \$30,000, and TCBHS' share of county administrative costs has decreased by \$25,000. The budget for mental health also includes an increase in Capital Assets of \$61,000 reflecting the addition of grant funding for a vehicle retrofitted with protective barriers to provide COVID safe transportation to BHS clients and consumers. Total budgeted expenses for Mental Health Services in FY 2021-22 are approximately \$5,309,000.

A small increase of approximately \$500 in salaries is offset by decreases throughout the Alcohol and Other Drug Services budget. Services and supplies decreased by approximately \$5,700, the Department's share of county administrative costs has decreased by approximately \$500, and Capital Assets has decreased by \$11,000. These changes result in the decrease of \$16,700 as compared to FY 2020-21. Total budgeted expenses for AOD Services in FY 2021-22 are approximately \$767,200.

Goals and Objectives FY 2021-22

- **Telehealth**

While TCBHS has established agreements to set up telehealth stations to serve children in schools throughout the county, we have requested State approval to of a plan to use MHSA Innovation funding for a mobile telehealth unit to serve the county's adult population as it would be inappropriate to serve this adult population in a school telehealth setting. The Department continues to use telehealth services as much as possible to limit the risk of exposure to and transmission of the COVID-19 virus whenever possible.

- **Mobile Crisis Unit**

TCBHS is in the process of submitting a grant application to obtain funding to purchase a mobile crisis unit. Such a unit would enable the Department to respond to mental health crises in person regardless of where in the county they may occur. The grant funding for which we are applying total's \$500,000. Of this amount, \$375,000 is available for infrastructure needs to allow us to purchase the vehicle and necessary telehealth equipment and the remaining 25% of funding is eligible to cover staff costs to operate the vehicle.

□ P.O. BOX 1640
1450 MAIN STREET
WEAVERVILLE, CA 96093
TEL: (530) 623-1362
FAX: (530) 623-1447

□ P.O. BOX 91
TULE CREEK ROAD
HAYFORK, CA 96041
TEL: (530) 628-4111
FAX: (530) 628-1982

SORT ORDER: BDT OFCR then ORG KEY; Period Reported: 06/30/21-06/30/21 ;Totals Only

SELECT FUND GROUP: 01-06 ; ACCOUNT CODE: 0100

	Prior	Debit	Credit	Period Bal.	YTD Balance
=====	=====	=====	=====	=====	=====
Total ORG KEY 0112 BEHAVIORAL HEALTH SERVICES	18,492.31	25,467.94*	362,515.18*	-337,047.24	-318,554.93
Total ORG KEY 0177 ALCOHOL & OTHER DRUG SERVICES	-17,424.31	8,660.20*	62,040.83*	-53,380.63	-70,804.94
Total ORG KEY 0485 CEDAR HOME MAINTENANCE FUND	22,740.88	0.00*	0.00*	0.00	22,740.88
Total ORG KEY 0494 REALIGNMENT: MENTAL HEALTH	109,611.74	0.00*	0.00*	0.00	109,611.74
Total ORG KEY 0504 BHS REALIGNMENT 2011	193,664.71	0.00*	0.00*	0.00	193,664.71
Total ORG KEY 0563 MENTAL HEALTH SMA RESERVE	2,297,243.16	1,002.42*	0.00*	1,002.42	2,298,245.58
Total ORG KEY 0570 MENTAL HEALTH SERVICES ACT	2,340,842.47	42,282.47*	0.00*	42,282.47	2,383,124.94
Total ORG KEY 0577 MHSA OTHER FUNDING	1,097,658.13	0.00*	0.00*	0.00	1,097,658.13
Total ORG KEY 0578 MHSA PRUDENT RESERVE	420,608.26	1,242.20*	42,282.47*	-41,040.27	379,567.99
Total ORG KEY 0579 M.H. AUDIT EXCEPTIONS RESERVE	282,782.54	0.00*	0.00*	0.00	282,782.54
Total ORG KEY 0595 ALPINE HOUSE MAINTENANCE FUND	77,846.22	0.00*	0.00*	0.00	77,846.22
Total BDT OFCR MENH MENTAL HEALTH DIRECTOR	6,844,066.11	78,655.23*	466,838.48*	-388,183.25	6,455,882.86

Trinity County
Budget Officer Summary
CAO Requested Budget

MENH MENTAL HEALTH DIRECTOR

Dept Description (Fund)	Expenditures	Revenues	Net Income
4200 BEHAVIORAL HEALTH SERVICES (112)	5,329,076	5,324,037	(5,039)
4230 SUBSTANCE USE DISORDER SERVICE (177)	767,931	767,231	(700)
8485 CEDAR HOME MAINTENANCE (485)	0	7,675	7,675
8504 BHS REALIGNMENT 2011 (504)	901,959	901,959	0
8563 MENTAL HEALTH SMA RESERVE (563)	21,983	270,000	248,017
8570 MENTAL HEALTH SERVICES ACT CSS (570)	1,758,781	2,010,547	251,766
8577 MHSA OTHER FUNDING (577)	436,579	631,488	194,909
8578 MHSA PRUDENT RESERVE (578)	25,000	7,500	(17,500)
8579 M.H. AUDIT EXCEPTIONS RESERVE (579)	592,722	592,722	0
8595 ALPINE HOUSE MAINTENANCE FUND (595)	0	8,700	8,700
9494 REALIGNMENT: MENTAL HEALTH (494)	673,639	673,639	0
Total MENTAL HEALTH DIRECTOR	10,507,670	11,195,498	687,828
General Fund Contribution			0
Non General Fund change to Fund Balance			687,828

Trinity County Budget Worksheets

For Fiscal Year 7/1/2021 - 6/30/2022

Function: 04 - Health and Sanitation

Fund: 112 - BEHVIORAL HEALTH SERVICES

Activity: 43 - MENTAL HEALTH

Budget Officer: MENH - MENTAL HEALTH DIRECTOR

Budget Unit: 4200 - BEHAVIORAL HEALTH SERVICES

Classification	Actuals 2019/20	Actuals 2020/21	Requested Budget 2021/22	Recommended Budget 2021/22
Revenues/Financing Sources				
6601 - INTEREST	722		500	500
6659 - MISCELLANEOUS RENTS	4,800	800		
<i>Use of Money and Property</i>	5,522	800	500	500
7190 - STATE GRANT INCOME		78,942		
7738 - MEDI-CAL SDMC	1,292,332	1,715,727	1,280,000	1,280,000
<i>Government Aid - State</i>	1,292,332	1,794,669	1,280,000	1,280,000
7071 - MEDICARE REVENUE	26,877	22,021	20,000	20,000
7162 - SAMHSA	236,028	178,841	253,864	253,864
7732 - FEDERAL HEALTH EPSDT	39,828	63,660	55,000	55,000
7733 - MEDI-CAL ADMIN	112,063	92,309	100,000	100,000
<i>Government Aid - Federal</i>	414,796	356,833	428,864	428,864
8030 - CURR SVCS-MENTAL HEALTH	78,356	119,742	80,000	80,000
8853 - COPY MACHINE REVENUE -	682	393	600	600
<i>Charges for Current Services</i>	79,038	120,135	80,600	80,600
9255 - CANCEL STALE DATED WARR	146			
9256 - REFUNDS FOR PRIOR YR EX	25,736	34,490		
9590 - REIMBURSABLES	2,781			
<i>Miscellaneous Revenues</i>	28,663	34,490		
9297 - PRIOR YEAR ADJUSTMENT		90,017		
<i>Prior Period Revenue</i>		90,017		
Revenues/Financing Sources	1,820,354	2,396,945	1,789,964	1,789,964
Expenditures/Financing Uses				
1010 - REGULAR SALARY	1,207,405	1,349,428	1,508,287	1,508,287
1020 - EXTRA HELP SALARY			16,400	16,400
1030 - OVERTIME SALARY	2,115	2,936	1,200	1,200
1050 - STAND BY PAY	23,075	30,386	37,850	37,850
1100 - SOCIAL SECURITY	92,705	105,758	115,384	115,384
1200 - PERS RETIREMENT	466,662	542,688	631,255	631,255
1210 - LIUNA PENSION	14,693	17,052	17,665	17,665
1300 - BENEFITS	197,900	207,724	291,485	291,485
1301 - GROUP INSURANCE RETIREE	710,563	615,931	581,490	586,529
1400 - UNEMPLOYMENT INSURANCE	12,735	12,529	13,397	13,397
1500 - WORKERS COMPENSATION	37,530	44,489	40,425	40,425

**Trinity County
Budget Worksheets**

For Fiscal Year 7/1/2021 - 6/30/2022

Function: 04 - Health and Sanitation

Fund: 112 - BEHVIORAL HEALTH SERVICES

Activity: 43 - MENTAL HEALTH

Budget Officer: MENH - MENTAL HEALTH DIRECTOR

Budget Unit: 4200 - BEHAVIORAL HEALTH SERVICES

Classification	Actuals 2019/20	Actuals 2020/21	Requested Budget 2021/22	Recommended Budget 2021/22
<i>Salaries and Benefits</i>	2,765,386	2,928,925	3,254,838	3,259,877
2060 - COMMUNICATIONS	24,319	23,547	28,000	28,000
2080 - FOOD	66		500	500
2090 - HOUSEHOLD	840	295	250	250
2100 - INSURANCE	15,506	18,573	31,249	31,249
2140 - EQUIPMENT MAINTENANCE	87	129	50	50
2150 - MAINTENANCE OF STRUCTUR	1,715	952	500	500
2220 - MEDICAL, DENTAL & LAB S	477	2,058	300	300
2240 - MEMBERSHIPS	17,908	30,222	30,000	30,000
2260 - OFFICE EXPENSES	93,106	76,248	40,000	40,000
2300 - PROFESSIONAL & SPECIAL	945,797	902,883	983,000	983,000
2301 - COUNTY AUDIT	2,263			
2313 - PHYSICALS & DRUG TESTIN	113	64	100	100
2500 - PUBLICATIONS & NOTICES	1,115	1,323	2,000	2,000
2630 - RENTS & LEASES-STRUCTUR	107,186	106,406	118,000	118,000
2660 - SMALL TOOLS & INSTRUMEN	26	194	150	150
2700 - SPECIAL DEPARTMENTAL EX	22,379	114	23,000	23,000
2750 - TRAVEL	44,467	22,205	10,000	10,000
2752 - FUEL PURCHASES			100	100
2756 - TRAINING	36	1,726	10,000	10,000
2850 - UTILITIES	15,407	18,336	21,500	21,500
<i>Services and Supplies</i>	1,292,824	1,205,283	1,298,699	1,298,699
1299 - INTERFUND EXPENSE UAL	(169,904)			
2199 - INTERFUND MAINTENANCE E	5,810	2,095	3,000	3,000
2399 - PROF SVCS - INTERFUND	101,477	2,917	2,500	2,500
2799 - INTERFUND FUEL/TRVL EXP	8,484	4,703	5,000	5,000
3290 - INDIRECT COST COUNTY DE	230,359	242,449	275,000	275,000
<i>Interfund Expenses</i>	176,227	252,165	285,500	285,500
3100 - SUPPORT & CARE OF PERSO	319,519	234,931	350,000	350,000
3101 - SUPPORT AND CARE - MHSA	4,555	1,586	20,000	20,000
3375 - REFUNDS - OVERPAYMENTS	235	1,322		
3376 - REFUNDS-UNSPENT REV ALL		108,321		
<i>Other Charges</i>	324,310	346,161	370,000	370,000
3690 - PRIOR YEAR ADJUSTMENTS		1,242		
<i>Prior Period Expense</i>		1,242		
4300 - FIXED ASSET - EQUIPMENT		23,334	100,000	100,000

Trinity County
Budget Worksheets

For Fiscal Year 7/1/2021 - 6/30/2022

Function: 04 - Health and Sanitation

Fund: 112 - BEHAVIORAL HEALTH SERVICES

Activity: 43 - MENTAL HEALTH

Budget Officer: MENH - MENTAL HEALTH DIRECTOR

Budget Unit: 4200 - BEHAVIORAL HEALTH SERVICES

Classification	Actuals 2019/20	Actuals 2020/21	Requested Budget 2021/22	Recommended Budget 2021/22
<i>Fixed Assets</i>		23,334	100,000	100,000
Expenditures/Financing Uses	4,558,748	4,757,112	5,309,037	5,314,076
Transfers-In				
9800 - TRANSFER IN	3,248,357	1,248,650	3,534,073	3,534,073
<i>Transfers-In</i>	<i>3,248,357</i>	<i>1,248,650</i>	<i>3,534,073</i>	<i>3,534,073</i>
Transfers-In	3,248,357	1,248,650	3,534,073	3,534,073
Transfers-Out				
5500 - TRANSFER OUT:	7,500	15,000	15,000	15,000
<i>Other Financing Uses</i>	<i>7,500</i>	<i>15,000</i>	<i>15,000</i>	<i>15,000</i>
Transfers-Out	7,500	15,000	15,000	15,000
4200 - BEHAVIORAL HEALTH SERVICES				
600 Revenues/Sources	1,820,354	2,396,945	1,789,964	1,789,964
700 Expenditures/Uses	4,558,748	4,757,112	5,309,037	5,314,076
Net	(2,738,394)	(2,360,167)	(3,519,073)	(3,524,112)
800 Transfers In	3,248,357	1,248,650	3,534,073	3,534,073
850 Transfers Out	7,500	15,000	15,000	15,000
Total	502,463	(1,126,516)	0	(5,039)

**Trinity County
Budget Worksheets**

For Fiscal Year 7/1/2021 - 6/30/2022

Function: 04 - Health and Sanitation

Fund: 177 - SUBSTANCE USE DISORDER SERVICE

Activity: 44 - DRUG AND ALCOHOL ABUSE SVCS

Budget Officer: MENH - MENTAL HEALTH DIRECTOR

Budget Unit: 4230 - SUBSTANCE USE DISORDER SERVICE

Classification	Actuals 2019/20	Actuals 2020/21	Requested Budget 2021/22	Recommended Budget 2021/22
Revenues/Financing Sources				
6550 - FINES AND FEES	2,289	1,312	1,200	1,200
<i>Fines, Forfeitures & Penalties</i>	2,289	1,312	1,200	1,200
6601 - INTEREST	(4,044)		(1,500)	(1,500)
6659 - MISCELLANEOUS RENTS	2,160			
<i>Use of Money and Property</i>	(1,884)		(1,500)	(1,500)
7172 - SB 920 ALCOHOL	10,441	1,071	1,000	1,000
7173 - SB 921 DRUG	1,388	1,204	1,200	1,200
7190 - STATE GRANT INCOME		2,982		
<i>Government Aid - State</i>	11,829	5,257	2,200	2,200
7171 - SAPT FEDERAL	494,374	443,069	428,363	428,363
7743 - MEDI CAL DRUG PROGRAM	18,878	61,916	60,000	60,000
<i>Government Aid - Federal</i>	513,252	504,986	488,363	488,363
7998 - OTHER AGENCY INCOME		3,000	8,500	8,500
<i>Other Government Agencies</i>		3,000	8,500	8,500
8030 - CURR SVCS-MENTAL HEALTH	375	75	100	100
<i>Charges for Current Services</i>	375	75	100	100
8900 - INTERFUND REVENUE	89,788			
<i>Interfund Revenue</i>	89,788			
9255 - CANCEL STALE DATED WARR	15			
9256 - REFUNDS FOR PRIOR YR EX	1,960	2,429		
9590 - REIMBURSABLES	3,063			
<i>Miscellaneous Revenues</i>	5,038	2,429		
9297 - PRIOR YEAR ADJUSTMENT		9,987		
<i>Prior Period Revenue</i>		9,987		
Revenues/Financing Sources	620,689	527,048	498,863	498,863
Expenditures/Financing Uses				
1010 - REGULAR SALARY	325,346	279,075	301,760	301,760
1020 - EXTRA HELP SALARY			4,000	4,000
1030 - OVERTIME SALARY	371		500	500
1050 - STAND BY PAY	285			
1100 - SOCIAL SECURITY	26,122	21,216	23,085	23,085

Trinity County Budget Worksheets

For Fiscal Year 7/1/2021 - 6/30/2022

Function: 04 - Health and Sanitation

Fund: 177 - SUBSTANCE USE DISORDER SERVICE

Activity: 44 - DRUG AND ALCOHOL ABUSE SVCS

Budget Officer: MENH - MENTAL HEALTH DIRECTOR

Budget Unit: 4230 - SUBSTANCE USE DISORDER SERVICE

Classification	Actuals 2019/20	Actuals 2020/21	Requested Budget 2021/22	Recommended Budget 2021/22
1200 - PERS RETIREMENT	125,843	112,751	127,483	127,483
1210 - LIUNA PENSION	4,291	4,601	4,469	4,469
1300 - BENEFITS	52,685	43,090	55,870	55,870
1301 - GROUP INSURANCE RETIREE	78,951	85,545	80,763	81,463
1400 - UNEMPLOYMENT INSURANCE	3,506	2,338	2,528	2,528
1500 - WORKERS COMPENSATION	2,932	4,127	3,741	3,741
Salaries and Benefits	620,336	552,746	604,199	604,899
2060 - COMMUNICATIONS	6,240	5,762	6,700	6,700
2080 - FOOD	531	293	250	250
2090 - HOUSEHOLD	207	95	100	100
2100 - INSURANCE	893	914	1,171	1,171
2140 - EQUIPMENT MAINTENANCE	157	32		
2150 - MAINTENANCE OF STRUCTUR	338	13		
2220 - MEDICAL, DENTAL & LAB S	134	322	500	500
2240 - MEMBERSHIPS	1,565	4,857	2,500	2,500
2260 - OFFICE EXPENSES	14,917	8,983	10,000	10,000
2300 - PROFESSIONAL & SPECIAL	58,787	48,073	40,000	40,000
2301 - COUNTY AUDIT	564			
2313 - PHYSICALS & DRUG TESTIN	14	16	50	50
2500 - PUBLICATIONS & NOTICES	80	41	50	50
2630 - RENTS & LEASES-STRUCTUR	29,948	26,601	25,130	25,130
2660 - SMALL TOOLS & INSTRUMEN	7	25	25	25
2700 - SPECIAL DEPARTMENTAL EX	164	74	2,500	2,500
2750 - TRAVEL	16,179	4,439	4,956	4,956
2756 - TRAINING	395	660	1,500	1,500
2850 - UTILITIES	3,602	3,801	4,150	4,150
Services and Supplies	134,731	105,009	99,582	99,582
1299 - INTERFUND EXPENSE UAL	(29,848)			
2199 - INTERFUND MAINTENANCE E	1,481	246	200	200
2399 - PROF SVCS - INTERFUND		8		
2799 - INTERFUND FUEL/TRVL EXP	1,159	421	300	300
3290 - INDIRECT COST COUNTY DE	33,953	37,728	38,000	38,000
Interfund Expenses	6,745	38,405	38,500	38,500
3100 - SUPPORT & CARE OF PERSO	20,562	35,799	24,950	24,950
Other Charges	20,562	35,799	24,950	24,950
4300 - FIXED ASSET - EQUIPMENT		5,945		

Trinity County
Budget Worksheets

For Fiscal Year 7/1/2021 - 6/30/2022

Function: 04 - Health and Sanitation

Fund: 177 - SUBSTANCE USE DISORDER SERVICE

Activity: 44 - DRUG AND ALCOHOL ABUSE SVCS

Budget Officer: MENH - MENTAL HEALTH DIRECTOR

Budget Unit: 4230 - SUBSTANCE USE DISORDER SERVICE

Classification	Actuals 2019/20	Actuals 2020/21	Requested Budget 2021/22	Recommended Budget 2021/22
<i>Fixed Assets</i>		5,945		
Expenditures/Financing Uses	782,375	737,907	767,231	767,931
Transfers-In				
9800 - TRANSFER IN	261,538	234,094	268,368	268,368
<i>Transfers-In</i>	261,538	234,094	268,368	268,368
Transfers-In	261,538	234,094	268,368	268,368
Transfers-Out				
Transfers-Out	0	0	0	0
4230 - SUBSTANCE USE DISORDER SERVICE				
600 Revenues/Sources	620,689	527,048	498,863	498,863
700 Expenditures/Uses	782,375	737,907	767,231	767,931
Net	(161,686)	(210,858)	(268,368)	(269,068)
800 Transfers In	261,538	234,094	268,368	268,368
850 Transfers Out				
Total	99,852	23,236	0	(700)

Trinity County
Budget Worksheets

For Fiscal Year 7/1/2021 - 6/30/2022

Function: 04 - Health and Sanitation

Fund: 485 - CEDAR HOME MAINTENANCE FUND

Activity: 43 - MENTAL HEALTH

Budget Officer: MENH - MENTAL HEALTH DIRECTOR

Budget Unit: 8485 - CEDAR HOME MAINTENANCE

Classification	Actuals 2019/20	Actuals 2020/21	Requested Budget 2021/22	Recommended Budget 2021/22
Revenues/Financing Sources				
6601 - INTEREST	159		175	175
<i>Use of Money and Property</i>	<i>159</i>		<i>175</i>	<i>175</i>
Revenues/Financing Sources	159	0	175	175
Transfers-In				
9800 - TRANSFER IN	7,500	7,500	7,500	7,500
<i>Transfers-In</i>	<i>7,500</i>	<i>7,500</i>	<i>7,500</i>	<i>7,500</i>
Transfers-In	7,500	7,500	7,500	7,500
8485 - CEDAR HOME MAINTENANCE				
600 Revenues/Sources	159		175	175
700 Expenditures/Uses				
Net	159		175	175
800 Transfers In	7,500	7,500	7,500	7,500
850 Transfers Out				
Total	7,659	7,500	7,675	7,675

Trinity County
Budget Worksheets

For Fiscal Year 7/1/2021 - 6/30/2022

Function: 04 - Health and Sanitation

Fund: 504 - BHS REALIGNMENT FUND 2011

Activity: 43 - MENTAL HEALTH

Budget Officer: MENH - MENTAL HEALTH DIRECTOR

Budget Unit: 8504 - BHS REALIGNMENT 2011

Classification	Actuals 2019/20	Actuals 2020/21	Requested Budget 2021/22	Recommended Budget 2021/22
Revenues/Financing Sources				
7076 - CORONA VIRUS RELIEF FUN		57,253		
7083 - BEHAVIORAL HEALTH SUBAC	871,339	1,003,429	901,959	901,959
7093 - BEHAVIORAL HEALTH GRWTH	43,772			
<i>Government Aid - State</i>	915,111	1,060,683	901,959	901,959
Revenues/Financing Sources	915,111	1,060,683	901,959	901,959
Expenditures/Financing Uses				
Expenditures/Financing Uses	0	0	0	0
Transfers-Out				
5500 - TRANSFER OUT:	929,570	867,018	901,959	901,959
<i>Other Financing Uses</i>	929,570	867,018	901,959	901,959
Transfers-Out	929,570	867,018	901,959	901,959
8504 - BHS REALIGNMENT 2011				
600 Revenues/Sources	915,111	1,060,683	901,959	901,959
700 Expenditures/Uses				
Net	915,111	1,060,683	901,959	901,959
800 Transfers In				
850 Transfers Out	929,570	867,018	901,959	901,959
Total	(14,458)	193,664	0	0

**Trinity County
Budget Worksheets**

For Fiscal Year 7/1/2021 - 6/30/2022

Function: 04 - Health and Sanitation

Fund: 563 - MENTAL HEALTH SMA RESERVE

Activity: 46 - DRUG AND ALCOHOL ABUSE SVCS

Budget Officer: MENH - MENTAL HEALTH DIRECTOR

Budget Unit: 8563 - MENTAL HEALTH SMA RESERVE

Classification	Actuals 2019/20	Actuals 2020/21	Requested Budget 2021/22	Recommended Budget 2021/22
Revenues/Financing Sources				
7738 - MEDI-CAL SDMC	335,679	542,864	270,000	270,000
<i>Government Aid - State</i>	<i>335,679</i>	<i>542,864</i>	<i>270,000</i>	<i>270,000</i>
9590 - REIMBURSABLES		1,093,886		
<i>Miscellaneous Revenues</i>		<i>1,093,886</i>		
Revenues/Financing Sources	335,679	1,636,750	270,000	270,000
Expenditures/Financing Uses				
Expenditures/Financing Uses	0	0	0	0
Transfers-In				
Transfers-In	0	0	0	0
Transfers-Out				
5500 - TRANSFER OUT:			21,983	21,983
<i>Other Financing Uses</i>			<i>21,983</i>	<i>21,983</i>
Transfers-Out	0	0	21,983	21,983
8563 - MENTAL HEALTH SMA RESERVE				
600 Revenues/Sources	335,679	1,636,750	270,000	270,000
700 Expenditures/Uses				
Net	335,679	1,636,750	270,000	270,000
800 Transfers In				
850 Transfers Out			21,983	21,983
Total	335,679	1,636,750	248,017	248,017

**Trinity County
Budget Worksheets**

For Fiscal Year 7/1/2021 - 6/30/2022

Function: 04 - Health and Sanitation

Fund: 570 - MENTAL HEALTH SERVICES ACT

Activity: 46 - DRUG AND ALCOHOL ABUSE SVCS

Budget Officer: MENH - MENTAL HEALTH DIRECTOR

Budget Unit: 8570 - MENTAL HEALTH SERVICES ACT CSS

Classification	Actuals 2019/20	Actuals 2020/21	Requested Budget 2021/22	Recommended Budget 2021/22
Revenues/Financing Sources				
6601 - INTEREST	16,962		17,500	17,500
<i>Use of Money and Property</i>	16,962		17,500	17,500
7160 - STATE MENTAL HEALTH PRO	1,104,122	1,631,455	1,968,047	1,968,047
<i>Government Aid - State</i>	1,104,122	1,631,455	1,968,047	1,968,047
9590 - REIMBURSABLES	207,856			
<i>Miscellaneous Revenues</i>	207,856			
Revenues/Financing Sources	1,328,941	1,631,455	1,985,547	1,985,547
Expenditures/Financing Uses				
3290 - INDIRECT COST COUNTY DE	19,807	13,496	15,000	15,000
<i>Interfund Expenses</i>	19,807	13,496	15,000	15,000
Expenditures/Financing Uses	19,807	13,496	15,000	15,000
Transfers-In				
9800 - TRANSFER IN		42,282	25,000	25,000
<i>Transfers-In</i>		42,282	25,000	25,000
Transfers-In	0	42,282	25,000	25,000
Transfers-Out				
5500 - TRANSFER OUT:	1,544,147	7,500	1,743,781	1,743,781
<i>Other Financing Uses</i>	1,544,147	7,500	1,743,781	1,743,781
Transfers-Out	1,544,147	7,500	1,743,781	1,743,781
8570 - MENTAL HEALTH SERVICES ACT CSS				
600 Revenues/Sources	1,328,941	1,631,455	1,985,547	1,985,547
700 Expenditures/Uses	19,807	13,496	15,000	15,000
Net	1,309,134	1,617,959	1,970,547	1,970,547
800 Transfers In		42,282	25,000	25,000
850 Transfers Out	1,544,147	7,500	1,743,781	1,743,781
Total	(235,012)	1,652,742	251,766	251,766

**Trinity County
Budget Worksheets**

For Fiscal Year 7/1/2021 - 6/30/2022

Function: 04 - Health and Sanitation

Fund: 577 - MHSA OTHER FUNDING

Activity: 46 - DRUG AND ALCOHOL ABUSE SVCS

Budget Officer: MENH - MENTAL HEALTH DIRECTOR

Budget Unit: 8577 - MHSA OTHER FUNDING

Classification	Actuals 2019/20	Actuals 2020/21	Requested Budget 2021/22	Recommended Budget 2021/22
Revenues/Financing Sources				
6601 - INTEREST	8,859		10,000	10,000
<i>Use of Money and Property</i>	8,859		10,000	10,000
7160 - STATE MENTAL HEALTH PRO	354,537	515,908	621,488	621,488
<i>Government Aid - State</i>	354,537	515,908	621,488	621,488
Revenues/Financing Sources	363,396	515,908	631,488	631,488
Expenditures/Financing Uses				
Expenditures/Financing Uses	0	0	0	0
Transfers-In				
Transfers-In	0	0	0	0
Transfers-Out				
5500 - TRANSFER OUT:	295,432		436,579	436,579
<i>Other Financing Uses</i>	295,432		436,579	436,579
Transfers-Out	295,432	0	436,579	436,579
8577 - MHSA OTHER FUNDING				
600 Revenues/Sources	363,396	515,908	631,488	631,488
700 Expenditures/Uses				
Net	363,396	515,908	631,488	631,488
800 Transfers In				
850 Transfers Out	295,432		436,579	436,579
Total	67,964	515,908	194,909	194,909

**Trinity County
Budget Worksheets**

For Fiscal Year 7/1/2021 - 6/30/2022

Function: 04 - Health and Sanitation

Fund: 578 - MHSA PRUDENT RESERVE

Activity: 46 - DRUG AND ALCOHOL ABUSE SVCS

Budget Officer: MENH - MENTAL HEALTH DIRECTOR

Budget Unit: 8578 - MHSA PRUDENT RESERVE

Classification	Actuals 2019/20	Actuals 2020/21	Requested Budget 2021/22	Recommended Budget 2021/22
Revenues/Financing Sources				
6601 - INTEREST	7,752		7,500	7,500
<i>Use of Money and Property</i>	7,752		7,500	7,500
9297 - PRIOR YEAR ADJUSTMENT		1,242		
<i>Prior Period Revenue</i>		1,242		
Revenues/Financing Sources	7,752	1,242	7,500	7,500
Expenditures/Financing Uses				
Expenditures/Financing Uses	0	0	0	0
Transfers-In				
Transfers-In	0	0	0	0
Transfers-Out				
5500 - TRANSFER OUT:		42,282	25,000	25,000
<i>Other Financing Uses</i>		42,282	25,000	25,000
Transfers-Out	0	42,282	25,000	25,000
8578 - MHSA PRUDENT RESERVE				
600 Revenues/Sources	7,752	1,242	7,500	7,500
700 Expenditures/Uses				
Net	7,752	1,242	7,500	7,500
800 Transfers In				
850 Transfers Out		42,282	25,000	25,000
Total	7,752	(41,040)	(17,500)	(17,500)

Trinity County
Budget Worksheets

For Fiscal Year 7/1/2021 - 6/30/2022

Function: 04 - Health and Sanitation

Fund: 579 - M.H. AUDIT EXCEPTIONS RESERVE

Activity: 46 - DRUG AND ALCOHOL ABUSE SVCS

Budget Officer: MENH - MENTAL HEALTH DIRECTOR

Budget Unit: 8579 - M.H. AUDIT EXCEPTIONS RESERVE

Classification	Actuals 2019/20	Actuals 2020/21	Requested Budget 2021/22	Recommended Budget 2021/22
Revenues/Financing Sources				
7190 - STATE GRANT INCOME		179,327	592,722	592,722
<i>Government Aid - State</i>		<i>179,327</i>	<i>592,722</i>	<i>592,722</i>
Revenues/Financing Sources	0	179,327	592,722	592,722
Expenditures/Financing Uses				
3200 - CONTRIBUTIONS TO OTHERS		46,492	568,222	568,222
<i>Other Charges</i>		<i>46,492</i>	<i>568,222</i>	<i>568,222</i>
Expenditures/Financing Uses	0	46,492	568,222	568,222
Transfers-In				
Transfers-In	0	0	0	0
Transfers-Out				
5500 - TRANSFER OUT:			24,500	24,500
<i>Other Financing Uses</i>			<i>24,500</i>	<i>24,500</i>
Transfers-Out	0	0	24,500	24,500
8579 - M.H. AUDIT EXCEPTIONS RESERVE				
600 Revenues/Sources		179,327	592,722	592,722
700 Expenditures/Uses		46,492	568,222	568,222
Net		132,834	24,500	24,500
800 Transfers In				
850 Transfers Out			24,500	24,500
Total	0	132,834	0	0

**Trinity County
Budget Worksheets**

For Fiscal Year 7/1/2021 - 6/30/2022

Function: 04 - Health and Sanitation

Fund: 595 - ALPINE HOUSE MAINTENANCE FUND

Activity: 43 - MENTAL HEALTH

Budget Officer: MENH - MENTAL HEALTH DIRECTOR

Budget Unit: 8595 - ALPINE HOUSE MAINTENANCE FUND

Classification	Actuals 2019/20	Actuals 2020/21	Requested Budget 2021/22	Recommended Budget 2021/22
Revenues/Financing Sources				
6601 - INTEREST	929		1,200	1,200
<i>Use of Money and Property</i>	929		1,200	1,200
Revenues/Financing Sources	929	0	1,200	1,200
Expenditures/Financing Uses				
Expenditures/Financing Uses	0	0	0	0
Transfers-In				
9800 - TRANSFER IN	7,500	7,500	7,500	7,500
<i>Transfers-In</i>	7,500	7,500	7,500	7,500
Transfers-In	7,500	7,500	7,500	7,500
Transfers-Out				
Transfers-Out	0	0	0	0
8595 - ALPINE HOUSE MAINTENANCE FUND				
600 Revenues/Sources	929		1,200	1,200
700 Expenditures/Uses				
Net	929		1,200	1,200
800 Transfers In	7,500	7,500	7,500	7,500
850 Transfers Out				
Total	8,429	7,500	8,700	8,700

Trinity County
Budget Worksheets

For Fiscal Year 7/1/2021 - 6/30/2022

Function: 04 - Health and Sanitation

Fund: 494 - REALIGNMENT MENTAL HEALTH

Activity: 45 - SANITATION SERVICES

Budget Officer: MENH - MENTAL HEALTH DIRECTOR

Budget Unit: 9494 - REALIGNMENT: MENTAL HEALTH

Classification	Actuals 2019/20	Actuals 2020/21	Requested Budget 2021/22	Recommended Budget 2021/22
Revenues/Financing Sources				
7063 - REALIGNMENT: VEH LICENS	63,635	3,546		
7076 - CORONA VIRUS RELIEF FUN		50,698		
7163 - REALIGNMENT: SALES TAX	21,016			
7174 - REALIGNMENT FOR MENTAL	657,670	657,670	667,715	667,715
<i>Government Aid - State</i>	<i>742,322</i>	<i>711,914</i>	<i>667,715</i>	<i>667,715</i>
Revenues/Financing Sources	742,322	711,914	667,715	667,715
Expenditures/Financing Uses				
Expenditures/Financing Uses	0	0	0	0
Transfers-In				
9800 - TRANSFER IN	5,924	5,924	5,924	5,924
<i>Transfers-In</i>	<i>5,924</i>	<i>5,924</i>	<i>5,924</i>	<i>5,924</i>
Transfers-In	5,924	5,924	5,924	5,924
Transfers-Out				
5500 - TRANSFER OUT:	748,246	608,227	673,639	673,639
<i>Other Financing Uses</i>	<i>748,246</i>	<i>608,227</i>	<i>673,639</i>	<i>673,639</i>
Transfers-Out	748,246	608,227	673,639	673,639
9494 - REALIGNMENT: MENTAL HEALTH				
600 Revenues/Sources	742,322	711,914	667,715	667,715
700 Expenditures/Uses				
Net	742,322	711,914	667,715	667,715
800 Transfers In	5,924	5,924	5,924	5,924
850 Transfers Out	748,246	608,227	673,639	673,639
Total	0	109,611	0	0

THIS PAGE LEFT BLANK INTENTIONALLY



**KIM HUNTER
BUILDING AND PLANNING**

THIS PAGE LEFT BLANK INTENTIONALLY

SORT ORDER: BDT OFCR then ORG KEY; Period Reported: 06/30/21-06/30/21 ;Totals Only

SELECT FUND GROUP: 01-06 ; ACCOUNT CODE: 0100

=====	Prior	Debit	Credit	Period Bal.	YTD Balance
=====	=====	=====	=====	=====	=====
Total ORG KEY 0238 GENERAL PLAN UPDATE	1,921,187.52	7,422.10*	0.00*	7,422.10	1,928,609.62
Total ORG KEY 0239 CANNABIS PLAN	1,324,662.18	34,502.00*	457,539.94*	-423,037.94	901,624.24
Total ORG KEY 0598 LOCAL ENFORCEMENT AGENCY GRANT	1,858.70	0.00*	0.00*	0.00	1,858.70
Total BDT OFCR PLAN PLANNING DIRECTOR	3,247,708.40	41,924.10*	457,539.94*	-415,615.84	2,832,092.56

Trinity County
 Budget Officer Summary
 CAO Requested Budget

PLAN PLANNING DIRECTOR

Dept Description (Fund)	Expenditures	Revenues	Net Income
=====	=====	=====	=====
2480 BUILDING & DEVELOPMENT SVCS (101)	700,943	866,100	165,157
2481 ENVIRONMENTAL HEALTH (101)	645,323	515,618	(129,705)
2800 PLANNING DEPARTMENT (101)	884,937	613,298	(271,639)
8238 GENERAL PLAN UPDATE (238)	1,205,620	447,000	(758,620)
8239 CANNABIS (239)	3,009,119	2,055,500	(953,619)
8598 LOCAL ENFORCEMENT AGENCY GRANT (598)	16,240	16,010	(230)
	<hr/>	<hr/>	<hr/>
Total PLANNING DIRECTOR	6,462,182	4,513,526	(1,948,656)
General Fund Contribution			(236,187)
Non General Fund change to Fund Balance			(1,712,469)

Trinity County
Budget Worksheets

For Fiscal Year 7/1/2021 - 6/30/2022

Function: 02 - Public Protection

Fund: 101 - GENERAL FUND

Activity: 26 - PROTECTION INSPECTION

Budget Officer: PLAN - PLANNING DIRECTOR

Budget Unit: 2480 - BUILDING & DEVELOPMENT SVCS

Classification	Actuals 2019/20	Actuals 2020/21	Requested Budget 2021/22	Recommended Budget 2021/22
Revenues/Financing Sources				
6151 - CONSTRUCTION PERMITS	963,282	969,707	850,000	850,000
6152 - BUILDING PERMIT	45	135		
<i>Licenses, Permits & Franchises</i>	963,327	969,842	850,000	850,000
7190 - STATE GRANT INCOME		500		
<i>Government Aid - State</i>		500		
8900 - INTERFUND REVENUE	4,816	7,169	12,100	12,100
<i>Interfund Revenue</i>	4,816	7,169	12,100	12,100
8950 - INTRA-FUND TRANSFER			4,000	4,000
<i>Intra-Fund Transfers</i>			4,000	4,000
9255 - CANCEL STALE DATED WARR	63			
9256 - REFUNDS FOR PRIOR YR EX	2,649	7,578		
9299 - OTHER REVENUE	820	6,887		
9590 - REIMBURSABLES	4,280			
<i>Miscellaneous Revenues</i>	7,813	14,466		
9297 - PRIOR YEAR ADJUSTMENT		8,729		
<i>Prior Period Revenue</i>		8,729		
Revenues/Financing Sources	975,957	1,000,708	866,100	866,100
Expenditures/Financing Uses				
1010 - REGULAR SALARY	153,082	196,101	263,679	265,030
1020 - EXTRA HELP SALARY	11,190	4,858		
1030 - OVERTIME SALARY		286		
1100 - SOCIAL SECURITY	12,613	15,989	20,171	20,275
1200 - PERS RETIREMENT	58,707	79,464	112,327	112,903
1210 - LIUNA PENSION	2,498	2,942	3,195	3,195
1300 - BENEFITS	21,413	30,856	46,806	46,806
1301 - GROUP INSURANCE RETIREE	69,082	59,882	64,610	65,170
1400 - UNEMPLOYMENT INSURANCE	1,681	2,516	2,083	2,083
1500 - WORKERS COMPENSATION	2,927	3,933	5,622	5,622
<i>Salaries and Benefits</i>	333,198	396,830	518,493	521,084
2050 - CLOTHING AND PERSONAL		313	500	500
2060 - COMMUNICATIONS	6,216	4,985	7,000	7,000
2090 - HOUSEHOLD	32	76	200	200

Trinity County Budget Worksheets

For Fiscal Year 7/1/2021 - 6/30/2022

Function: 02 - Public Protection

Fund: 101 - GENERAL FUND

Activity: 26 - PROTECTION INSPECTION

Budget Officer: PLAN - PLANNING DIRECTOR

Budget Unit: 2480 - BUILDING & DEVELOPMENT SVCS

Classification	Actuals 2019/20	Actuals 2020/21	Requested Budget 2021/22	Recommended Budget 2021/22
2140 - EQUIPMENT MAINTENANCE	61	921	1,000	1,000
2150 - MAINTENANCE OF STRUCTUR	1,080	94	100	100
2240 - MEMBERSHIPS	182	145	1,000	1,000
2260 - OFFICE EXPENSES	10,622	7,109	7,000	7,000
2300 - PROFESSIONAL & SPECIAL	4,156	4,020	5,500	5,500
2313 - PHYSICALS & DRUG TESTIN		32	50	50
2500 - PUBLICATIONS & NOTICES	19	27	200	200
2600 - RENTS AND LEASES-EQUIPM	119	120	240	240
2630 - RENTS & LEASES-STRUCTUR	1,750	1,882	1,750	1,750
2660 - SMALL TOOLS & INSTRUMEN		19	250	250
2700 - SPECIAL DEPARTMENTAL EX	9	2,482	1,500	1,500
2750 - TRAVEL	17,679	20,875	55,500	55,500
2756 - TRAINING	830	3,629	7,500	7,500
2850 - UTILITIES	1,291	1,403	4,000	4,000
<i>Services and Supplies</i>	44,050	48,140	93,290	93,290
2399 - PROF SVCS - INTERFUND	49,440	7,525	15,000	15,000
2799 - INTERFUND FUEL/TRVL EXP	5,123	5,782	10,000	10,000
<i>Interfund Expenses</i>	54,563	13,308	25,000	25,000
2101 - INTRA-FUND INSURANCE EX	2,527	4,766	4,122	4,122
2375 - INTRAFUND PROF & SPECIA			3,500	3,500
3291 - INTRA-FUND INDIRECT COS	16,530	35,376	34,427	34,427
<i>Intra-Fund Expenses</i>	19,057	40,142	42,049	42,049
3232 - CONTR TO AGENCY FUNDS		20	20	20
3375 - REFUNDS - OVERPAYMENTS	529		2,000	2,000
<i>Other Charges</i>	529	20	2,020	2,020
4200 - FIXED ASSETS - STRUCT &			15,000	15,000
4300 - FIXED ASSET - EQUIPMENT	11,852			
<i>Fixed Assets</i>	11,852		15,000	15,000
Expenditures/Financing Uses	463,251	498,440	695,852	698,443
Transfers-In				
Transfers-In	0	0	0	0
Transfers-Out				
5500 - TRANSFER OUT:	29,443	28,246	2,500	2,500

Trinity County
Budget Worksheets

For Fiscal Year 7/1/2021 - 6/30/2022

Function: 02 - Public Protection

Fund: 101 - GENERAL FUND

Activity: 26 - PROTECTION INSPECTION

Budget Officer: PLAN - PLANNING DIRECTOR

Budget Unit: 2480 - BUILDING & DEVELOPMENT SVCS

Classification	Actuals 2019/20	Actuals 2020/21	Requested Budget 2021/22	Recommended Budget 2021/22
<i>Other Financing Uses</i>	29,443	28,246	2,500	2,500
Transfers-Out	29,443	28,246	2,500	2,500
2480 - BUILDING & DEVELOPMENT SVCS				
600 Revenues/Sources	975,957	1,000,708	866,100	866,100
700 Expenditures/Uses	463,251	498,440	695,852	698,443
Net	512,706	502,268	170,248	167,657
800 Transfers In				
850 Transfers Out	29,443	28,246	2,500	2,500
Total	483,263	474,021	167,748	165,157

Trinity County
Budget Worksheets

For Fiscal Year 7/1/2021 - 6/30/2022

Function: 02 - Public Protection

Fund: 101 - GENERAL FUND

Activity: 26 - PROTECTION INSPECTION

Budget Officer: PLAN - PLANNING DIRECTOR

Budget Unit: 2481 - ENVIRONMENTAL HEALTH

Classification	Actuals 2019/20	Actuals 2020/21	Requested Budget 2021/22	Recommended Budget 2021/22
Revenues/Financing Sources				
6405 - FOOD FACILITY	29,063	27,949	32,000	32,000
6406 - WELL PERMITS/SAMPLES	68,423	59,218	55,000	55,000
6408 - SEWAGE DISPOSAL/ST PUMP	97,330	67,124	65,000	65,000
6409 - SMALL WATER SYSTEM	3,250	150	2,500	2,500
8416 - LAND USE	6,875	4,304	5,000	5,000
<i>Licenses, Permits & Franchises</i>	204,941	158,745	159,500	159,500
7190 - STATE GRANT INCOME		88,576		
7410 - STATE AID FOR DISASTER			6,768	6,768
<i>Government Aid - State</i>		88,576	6,768	6,768
7760 - FEDERAL AID DISASTER			55,000	55,000
7801 - FEDERAL GRANT INCOME	10,838			
<i>Government Aid - Federal</i>	10,838		55,000	55,000
8415 - ORGANIZED CAMP FEE	510	340	340	340
8418 - SWIMMING POOL	2,728	2,976	3,000	3,000
<i>Charges for Current Services</i>	3,238	3,316	3,340	3,340
8900 - INTERFUND REVENUE	218,460	4,239	143,510	143,510
<i>Interfund Revenue</i>	218,460	4,239	143,510	143,510
8950 - INTRA-FUND TRANSFER			2,500	2,500
<i>Intra-Fund Transfers</i>			2,500	2,500
9256 - REFUNDS FOR PRIOR YR EX		326		
9299 - OTHER REVENUE	137	87		
<i>Miscellaneous Revenues</i>	137	413		
9297 - PRIOR YEAR ADJUSTMENT		9,976		
<i>Prior Period Revenue</i>		9,976		
Revenues/Financing Sources	437,615	265,267	370,618	370,618
Expenditures/Financing Uses				
1010 - REGULAR SALARY	160,569	196,518	238,931	240,282
1030 - OVERTIME SALARY	363	10,380	10,000	10,000
1100 - SOCIAL SECURITY	12,603	15,861	18,278	18,382
1200 - PERS RETIREMENT	62,197	77,996	101,785	102,361
1210 - LIUNA PENSION	2,673	2,997	3,195	3,195

Trinity County Budget Worksheets

For Fiscal Year 7/1/2021 - 6/30/2022

Function: 02 - Public Protection

Fund: 101 - GENERAL FUND

Activity: 26 - PROTECTION INSPECTION

Budget Officer: PLAN - PLANNING DIRECTOR

Budget Unit: 2481 - ENVIRONMENTAL HEALTH

Classification	Actuals 2019/20	Actuals 2020/21	Requested Budget 2021/22	Recommended Budget 2021/22
1300 - BENEFITS	18,876	19,301	46,614	46,614
1301 - GROUP INSURANCE RETIREE	78,951	68,436	64,610	65,170
1400 - UNEMPLOYMENT INSURANCE	1,574	2,751	2,083	2,083
1500 - WORKERS COMPENSATION	3,346	3,302	5,622	5,622
<i>Salaries and Benefits</i>	341,157	397,545	491,118	493,709
2050 - CLOTHING AND PERSONAL			2,000	2,000
2060 - COMMUNICATIONS	4,565	4,182	4,500	4,500
2090 - HOUSEHOLD	32	76	100	100
2140 - EQUIPMENT MAINTENANCE	1,641	514	250	250
2150 - MAINTENANCE OF STRUCTUR	11	62	100	100
2220 - MEDICAL, DENTAL & LAB S	132		500	500
2240 - MEMBERSHIPS	840	897	1,000	1,000
2260 - OFFICE EXPENSES	8,108	12,758	7,000	7,000
2300 - PROFESSIONAL & SPECIAL	4,156	10,751	10,000	10,000
2313 - PHYSICALS & DRUG TESTIN		64	100	100
2500 - PUBLICATIONS & NOTICES	85	505	500	500
2600 - RENTS AND LEASES-EQUIPM	119	120	200	200
2700 - SPECIAL DEPARTMENTAL EX	811	26,717	2,000	2,000
2750 - TRAVEL	21,152	18,155	30,000	30,000
2756 - TRAINING		529	5,000	5,000
2850 - UTILITIES	1,275	1,404	4,000	4,000
<i>Services and Supplies</i>	42,931	76,740	67,250	67,250
2299 - INTERFUND SERVICES/SUPP	126			
2399 - PROF SVCS - INTERFUND	27,243	1,558	2,000	2,000
2799 - INTERFUND FUEL/TRVL EXP	2,962	4,056	6,000	6,000
<i>Interfund Expenses</i>	30,332	5,614	8,000	8,000
2101 - INTRA-FUND INSURANCE EX	2,889	392	3,526	3,526
3291 - INTRA-FUND INDIRECT COS	18,891	2,137	22,318	22,318
<i>Intra-Fund Expenses</i>	21,780	2,529	25,844	25,844
3232 - CONTR TO AGENCY FUNDS	20		20	20
3375 - REFUNDS - OVERPAYMENTS		76	500	500
<i>Other Charges</i>	20	76	520	520
4200 - FIXED ASSETS - STRUCT &			15,000	15,000
4300 - FIXED ASSET - EQUIPMENT	6,020			
<i>Fixed Assets</i>	6,020		15,000	15,000

Trinity County
Budget Worksheets

For Fiscal Year 7/1/2021 - 6/30/2022

Function: 02 - Public Protection

Fund: 101 - GENERAL FUND

Activity: 26 - PROTECTION INSPECTION

Budget Officer: PLAN - PLANNING DIRECTOR

Budget Unit: 2481 - ENVIRONMENTAL HEALTH

Classification	Actuals 2019/20	Actuals 2020/21	Requested Budget 2021/22	Recommended Budget 2021/22
Expenditures/Financing Uses	442,241	482,505	607,732	610,323
Transfers-In				
9800 - TRANSFER IN		115,000	115,000	145,000
<i>Transfers-In</i>		115,000	115,000	145,000
Transfers-In	0	115,000	115,000	145,000
Transfers-Out				
5500 - TRANSFER OUT:			35,000	35,000
<i>Other Financing Uses</i>			35,000	35,000
Transfers-Out	0	0	35,000	35,000
2481 - ENVIRONMENTAL HEALTH				
600 Revenues/Sources	437,615	265,267	370,618	370,618
700 Expenditures/Uses	442,241	482,505	607,732	610,323
Net	(4,625)	(217,238)	(237,114)	(239,705)
800 Transfers In		115,000	115,000	145,000
850 Transfers Out			35,000	35,000
Total	(4,625)	(102,238)	(157,114)	(129,705)

Trinity County Budget Worksheets

For Fiscal Year 7/1/2021 - 6/30/2022

Function: 02 - Public Protection

Fund: 101 - GENERAL FUND

Activity: 27 - OTHER PROTECTION

Budget Officer: PLAN - PLANNING DIRECTOR

Budget Unit: 2800 - PLANNING DEPARTMENT

Classification	Actuals 2019/20	Actuals 2020/21	Requested Budget 2021/22	Recommended Budget 2021/22
Revenues/Financing Sources				
6211 - ZONING PERMIT	46,350	18,805	30,000	30,000
6212 - ZONING VARIANCE PERMIT	10,522	5,170	8,000	8,000
8413 - BUILDING PERMIT/ZONING	19,724	19,079	20,000	20,000
8416 - LAND USE	860	1,075	2,000	2,000
<i>Licenses, Permits & Franchises</i>	77,456	44,129	60,000	60,000
7190 - STATE GRANT INCOME		2,288	140,000	140,000
<i>Government Aid - State</i>		2,288	140,000	140,000
7801 - FEDERAL GRANT INCOME	4,271		37,500	133,578
<i>Government Aid - Federal</i>	4,271		37,500	133,578
8401 - LLA/MERGER/CERT COMPLIA	7,364	5,050	6,000	6,000
8402 - ENVIRONMENTAL REVIEW	14,810	13,200	20,000	20,000
8403 - GENERAL PLAN AMENDMENT	2,150		5,000	5,000
8407 - TENTATIVE MAPS	2,200	5,750	5,000	5,000
8409 - PLANNING/ENG RESOURCE P			5,600	35,600
8412 - PLANNING/ENG SPECIAL PR	950	800	1,000	1,000
8414 - PLANNING/ENG APPEALS	4,500	10,500	15,000	15,000
<i>Charges for Current Services</i>	31,974	35,300	57,600	87,600
8900 - INTERFUND REVENUE	3,844	13,298	192,120	192,120
<i>Interfund Revenue</i>	3,844	13,298	192,120	192,120
9255 - CANCEL STALE DATED WARR	74			
9256 - REFUNDS FOR PRIOR YR EX	1,742	6,476		
9299 - OTHER REVENUE	230	3,941		
9590 - REIMBURSABLES	108			
<i>Miscellaneous Revenues</i>	2,156	10,418		
9297 - PRIOR YEAR ADJUSTMENT		12,470		
<i>Prior Period Revenue</i>		12,470		
Revenues/Financing Sources	119,703	117,905	487,220	613,298
Expenditures/Financing Uses				
1010 - REGULAR SALARY	140,366	192,568	250,813	313,747
1030 - OVERTIME SALARY	7,032	747	5,000	5,000
1091 - COMMISSIONERS' SALARIES	5,600	6,300	7,000	7,000
1100 - SOCIAL SECURITY	11,364	15,159	19,187	24,002

Trinity County Budget Worksheets

For Fiscal Year 7/1/2021 - 6/30/2022

Function: 02 - Public Protection

Fund: 101 - GENERAL FUND

Activity: 27 - OTHER PROTECTION

Budget Officer: PLAN - PLANNING DIRECTOR

Budget Unit: 2800 - PLANNING DEPARTMENT

Classification	Actuals 2019/20	Actuals 2020/21	Requested Budget 2021/22	Recommended Budget 2021/22
1200 - PERS RETIREMENT	52,267	78,013	106,846	133,655
1210 - LIUNA PENSION	728	2,831	3,060	5,367
1300 - BENEFITS	15,536	23,249	43,658	53,150
1301 - GROUP INSURANCE RETIREE	98,689	85,545	113,068	114,048
1400 - UNEMPLOYMENT INSURANCE	1,746	1,296	2,377	3,357
1500 - WORKERS COMPENSATION	3,665	4,127	5,238	5,238
Salaries and Benefits	336,997	409,841	556,247	664,564
2060 - COMMUNICATIONS	4,992	3,443	4,500	4,500
2090 - HOUSEHOLD	32	76	100	100
2140 - EQUIPMENT MAINTENANCE	1,200	1,780	1,000	1,000
2150 - MAINTENANCE OF STRUCTUR	1,080	101	100	100
2240 - MEMBERSHIPS	200		200	200
2260 - OFFICE EXPENSES	7,509	8,771	17,000	17,000
2300 - PROFESSIONAL & SPECIAL	93,760	56,444	75,000	75,000
2313 - PHYSICALS & DRUG TESTIN	64		300	300
2500 - PUBLICATIONS & NOTICES	2,253	1,372	1,000	1,000
2600 - RENTS AND LEASES-EQUIPM	119	120	200	200
2630 - RENTS & LEASES-STRUCTUR	1,750	1,882	1,750	1,750
2700 - SPECIAL DEPARTMENTAL EX	9	169	200	200
2750 - TRAVEL	6,896	7,573	10,000	10,000
2756 - TRAINING	1,485	1,210	2,000	2,000
2850 - UTILITIES	1,371	1,404	5,000	5,000
Services and Supplies	122,724	84,351	118,350	118,350
2299 - INTERFUND SERVICES/SUPP	29		250	250
2399 - PROF SVCS - INTERFUND	58,342	15,256	16,500	16,500
2799 - INTERFUND FUEL/TRVLEXP	362	401	3,000	3,000
Interfund Expenses	58,734	15,658	19,750	19,750
2101 - INTRA-FUND INSURANCE EX	6,264	5,241	6,507	6,507
2375 - INTRAFUND PROF & SPECIA		60		
3291 - INTRA-FUND INDIRECT COS	60,573	55,413	40,246	40,246
Intra-Fund Expenses	66,837	60,714	46,753	46,753
3232 - CONTR TO AGENCY FUNDS	10		20	20
3375 - REFUNDS - OVERPAYMENTS	500	5,865	500	500
Other Charges	510	5,865	520	520
4300 - FIXED ASSET - EQUIPMENT	6,020			

**Trinity County
Budget Worksheets**

For Fiscal Year 7/1/2021 - 6/30/2022

Function: 02 - Public Protection

Fund: 101 - GENERAL FUND

Activity: 27 - OTHER PROTECTION

Budget Officer: PLAN - PLANNING DIRECTOR

Budget Unit: 2800 - PLANNING DEPARTMENT

Classification	Actuals 2019/20	Actuals 2020/21	Requested Budget 2021/22	Recommended Budget 2021/22
<i>Fixed Assets</i>	6,020			
Expenditures/Financing Uses	591,824	576,430	741,620	849,937
Transfers-In				
Transfers-In	0	0	0	0
Transfers-Out				
5500 - TRANSFER OUT:			35,000	35,000
<i>Other Financing Uses</i>			35,000	35,000
Transfers-Out	0	0	35,000	35,000
2800 - PLANNING DEPARTMENT				
600 Revenues/Sources	119,703	117,905	487,220	613,298
700 Expenditures/Uses	591,824	576,430	741,620	849,937
Net	(472,121)	(458,524)	(254,400)	(236,639)
800 Transfers In				
850 Transfers Out			35,000	35,000
Total	(472,121)	(458,524)	(289,400)	(271,639)

**Trinity County
Budget Worksheets**

For Fiscal Year 7/1/2021 - 6/30/2022

Function: 03 - Public Ways and Facilities

Fund: 238 - GENERAL PLAN UPDATE

Activity: 33 - TRANSPORTATION SYSTEMS

Budget Officer: PLAN - PLANNING DIRECTOR

Budget Unit: 8238 - GENERAL PLAN UPDATE

Classification	Actuals 2019/20	Actuals 2020/21	Requested Budget 2021/22	Recommended Budget 2021/22
Revenues/Financing Sources				
6448 - CANNABIS PERMITS	284,025	355,250	300,000	300,000
<i>Licenses, Permits & Franchises</i>	284,025	355,250	300,000	300,000
6601 - INTEREST	15,725			
<i>Use of Money and Property</i>	15,725			
8420 - GENERAL PLAN UPDATE FEE	146,474	196,468	147,000	147,000
<i>Charges for Current Services</i>	146,474	196,468	147,000	147,000
Revenues/Financing Sources	446,225	551,718	447,000	447,000
Expenditures/Financing Uses				
2260 - OFFICE EXPENSES			2,500	2,500
2300 - PROFESSIONAL & SPECIAL	45,367	81,173	1,000,000	1,000,000
2301 - COUNTY AUDIT	385		400	400
2500 - PUBLICATIONS & NOTICES	434		4,500	4,500
2750 - TRAVEL			5,000	5,000
2756 - TRAINING			1,500	1,500
<i>Services and Supplies</i>	46,187	81,173	1,013,900	1,013,900
2399 - PROF SVCS - INTERFUND	6,587		190,220	190,220
3290 - INDIRECT COST COUNTY DE	337	126	500	500
<i>Interfund Expenses</i>	6,924	126	190,720	190,720
3375 - REFUNDS - OVERPAYMENTS		75	1,000	1,000
<i>Other Charges</i>		75	1,000	1,000
Expenditures/Financing Uses	53,112	81,374	1,205,620	1,205,620
8238 - GENERAL PLAN UPDATE				
600 Revenues/Sources	446,225	551,718	447,000	447,000
700 Expenditures/Uses	53,112	81,374	1,205,620	1,205,620
Net	393,113	470,343	(758,620)	(758,620)
800 Transfers In				
850 Transfers Out				
Total	393,113	470,343	(758,620)	(758,620)

**Trinity County
Budget Worksheets**

For Fiscal Year 7/1/2021 - 6/30/2022

Function: 03 - Public Ways and Facilities

Fund: 239 - CANNABIS PLANNING

Activity: 33 - TRANSPORTATION SYSTEMS

Budget Officer: PLAN - PLANNING DIRECTOR

Budget Unit: 8239 - CANNABIS

Classification	Actuals 2019/20	Actuals 2020/21	Requested Budget 2021/22	Recommended Budget 2021/22
Revenues/Financing Sources				
6155 - TRANSPORTATION PERMITS	2,000	4,000	4,000	4,000
6212 - ZONING VARIANCE PERMIT	41,551	35,795	40,000	40,000
6448 - CANNABIS PERMITS	1,663,976	2,172,375	2,000,000	2,000,000
6450 - NURSERY FEES	2,500			
6451 - NURSERY INSPECTION FEES	2,500			
6452 - CANNABIS DISTRIBUTION F	6,000			
6453 - NON-STOREFRONT RETAIL C	2,500	3,000		
6454 - MANUFACTURING LICENSE C	11,000			
<i>Licenses, Permits & Franchises</i>	1,732,027	2,215,170	2,044,000	2,044,000
6601 - INTEREST	17,014			
<i>Use of Money and Property</i>	17,014			
7190 - STATE GRANT INCOME		607		
<i>Government Aid - State</i>		607		
8028 - CURR SVCS-ROAD AND STRE	3,110			
8420 - GENERAL PLAN UPDATE FEE		414		
<i>Charges for Current Services</i>	3,110	414		
8900 - INTERFUND REVENUE	73,319	7,068	11,500	11,500
<i>Interfund Revenue</i>	73,319	7,068	11,500	11,500
9255 - CANCEL STALE DATED WARR	84			
9256 - REFUNDS FOR PRIOR YR EX	3,485	3,578		
9299 - OTHER REVENUE	63	199		
<i>Miscellaneous Revenues</i>	3,632	3,778		
9297 - PRIOR YEAR ADJUSTMENT		21,199		
<i>Prior Period Revenue</i>		21,199		
Revenues/Financing Sources	1,829,103	2,248,238	2,055,500	2,055,500
Expenditures/Financing Uses				
1010 - REGULAR SALARY	367,132	327,759	494,690	514,948
1020 - EXTRA HELP SALARY		1,259		
1030 - OVERTIME SALARY	3,599	1,826	5,000	5,000
1100 - SOCIAL SECURITY	29,581	25,519	37,844	39,394
1200 - PERS RETIREMENT	139,200	129,977	210,739	219,369
1210 - LIUNA PENSION	2,846	2,205	2,204	2,204

Trinity County Budget Worksheets

For Fiscal Year 7/1/2021 - 6/30/2022

Function: 03 - Public Ways and Facilities

Fund: 239 - CANNABIS PLANNING

Activity: 33 - TRANSPORTATION SYSTEMS

Budget Officer: PLAN - PLANNING DIRECTOR

Budget Unit: 8239 - CANNABIS

Classification	Actuals 2019/20	Actuals 2020/21	Requested Budget 2021/22	Recommended Budget 2021/22
1300 - BENEFITS	55,272	42,648	94,657	94,657
1301 - GROUP INSURANCE RETIREE	167,771	145,428	226,135	228,095
1400 - UNEMPLOYMENT INSURANCE	4,904	4,953	4,973	4,973
1500 - WORKERS COMPENSATION	6,230	7,017	10,476	10,476
<i>Salaries and Benefits</i>	776,539	688,595	1,086,718	1,119,116
2060 - COMMUNICATIONS	10,346	6,430	7,000	7,000
2090 - HOUSEHOLD	32	76	200	200
2140 - EQUIPMENT MAINTENANCE	61	1,530	5,000	5,000
2150 - MAINTENANCE OF STRUCTUR	2,213	1,563	2,000	2,000
2240 - MEMBERSHIPS	147	250	250	250
2260 - OFFICE EXPENSES	14,862	8,538	18,800	18,800
2300 - PROFESSIONAL & SPECIAL	155,627	134,388	530,000	530,000
2301 - COUNTY AUDIT	569			
2313 - PHYSICALS & DRUG TESTIN	96	106	850	850
2500 - PUBLICATIONS & NOTICES	5,577	6,490	5,000	5,000
2600 - RENTS AND LEASES-EQUIPM	119	120	2,000	2,000
2630 - RENTS & LEASES-STRUCTUR	3,650	3,764	4,800	4,800
2660 - SMALL TOOLS & INSTRUMEN			1,000	1,000
2700 - SPECIAL DEPARTMENTAL EX	4,650	268		
2750 - TRAVEL	47,063	35,820	70,500	70,500
2756 - TRAINING	2,030	455	7,500	7,500
2850 - UTILITIES	1,389	4,313	5,000	5,000
<i>Services and Supplies</i>	248,438	204,117	659,900	659,900
2199 - INTERFUND MAINTENANCE E		279		
2299 - INTERFUND SERVICES/SUPP	55,338		500	500
2399 - PROF SVCS - INTERFUND	1,013,194	943,954	1,022,503	1,022,503
2799 - INTERFUND FUEL/TRVL EXP	4,367	2,027	10,000	10,000
4299 - FIXED ASSETS-STRUCTURE-		72,002	35,000	35,000
4399 - FIXED ASSETS - INTERFUN	12,958			
<i>Interfund Expenses</i>	1,085,858	1,018,263	1,068,003	1,068,003
3232 - CONTR TO AGENCY FUNDS	30	90	100	100
3375 - REFUNDS - OVERPAYMENTS	3,000	3,504	2,000	2,000
3400 - JUDGMENTS AND DAMAGES	95,000			
<i>Other Charges</i>	98,030	3,594	2,100	2,100
4200 - FIXED ASSETS - STRUCT &		300,333	125,000	125,000
4300 - FIXED ASSET - EQUIPMENT	6,020			

Trinity County
Budget Worksheets

For Fiscal Year 7/1/2021 - 6/30/2022

Function: 03 - Public Ways and Facilities

Fund: 239 - CANNABIS PLANNING

Activity: 33 - TRANSPORTATION SYSTEMS

Budget Officer: PLAN - PLANNING DIRECTOR

Budget Unit: 8239 - CANNABIS

Classification	Actuals 2019/20	Actuals 2020/21	Requested Budget 2021/22	Recommended Budget 2021/22
<i>Fixed Assets</i>	6,020	300,333	125,000	125,000
Expenditures/Financing Uses	2,214,886	2,214,904	2,941,721	2,974,119
Transfers-Out				
5500 - TRANSFER OUT:			35,000	35,000
<i>Other Financing Uses</i>			35,000	35,000
Transfers-Out	0	0	35,000	35,000
8239 - CANNABIS				
600 Revenues/Sources	1,829,103	2,248,238	2,055,500	2,055,500
700 Expenditures/Uses	2,214,886	2,214,904	2,941,721	2,974,119
Net	(385,782)	33,334	(886,221)	(918,619)
800 Transfers In				
850 Transfers Out			35,000	35,000
Total	(385,782)	33,334	(921,221)	(953,619)

**Trinity County
Budget Worksheets**

For Fiscal Year 7/1/2021 - 6/30/2022

Function: 02 - Public Protection

Fund: 598 - LOCAL ENFORCEMENT AGENCY

Activity: 26 - PROTECTION INSPECTION

Budget Officer: PLAN - PLANNING DIRECTOR

Budget Unit: 8598 - LOCAL ENFORCEMENT AGENCY GRANT

Classification	Actuals 2019/20	Actuals 2020/21	Requested Budget 2021/22	Recommended Budget 2021/22
Revenues/Financing Sources				
6601 - INTEREST	93			
<i>Use of Money and Property</i>	93			
7203 - SOLID WASTE - HEALTH	16,039		16,010	16,010
<i>Government Aid - State</i>	16,039		16,010	16,010
Revenues/Financing Sources	16,133	0	16,010	16,010
Expenditures/Financing Uses				
2301 - COUNTY AUDIT			5	5
<i>Services and Supplies</i>			5	5
2399 - PROF SVCS - INTERFUND	9,543		16,010	16,010
3290 - INDIRECT COST COUNTY DE	163	93	225	225
<i>Interfund Expenses</i>	9,706	93	16,235	16,235
3376 - REFUNDS-UNSPENT REV ALL		4,974		
<i>Other Charges</i>		4,974		
Expenditures/Financing Uses	9,706	5,067	16,240	16,240
8598 - LOCAL ENFORCEMENT AGENCY GRANT				
600 Revenues/Sources	16,133		16,010	16,010
700 Expenditures/Uses	9,706	5,067	16,240	16,240
Net	6,426	(5,067)	(230)	(230)
800 Transfers In				
850 Transfers Out				
Total	6,426	(5,067)	(230)	(230)



**BENNETT HOFFMAN
CHILD SUPPORT SERVICES**

THIS PAGE LEFT BLANK INTENTIONALLY

SORT ORDER: BDT OFCR then ORG KEY; Period Reported: 06/30/21-06/30/21 ;Totals Only

SELECT FUND GROUP: 01-06 ; ACCOUNT CODE: 0100

=====	Prior	Debit	Credit	Period Bal.	YTD Balance
=====	=====	=====	=====	=====	=====
Total ORG KEY 0132 CHILD SUPPORT SERVICES	284,120.15	51.41*	15,823.41*	-15,772.00	268,348.15
Total BDT OFCR CSPT CHILD SUPPORT SERVICES	284,120.15	51.41*	15,823.41*	-15,772.00	268,348.15

Trinity County
 Budget Officer Summary
 CAO Requested Budget

CSPT CHILD SUPPORT SERVICES

Dept Description (Fund)	Expenditures	Revenues	Net Income
=====	=====	=====	=====
2130 CHILD SUPPORT SERVICES (132)	725,799	725,799	0
	<hr/>	<hr/>	<hr/>
Total CHILD SUPPORT SERVICES	725,799	725,799	0
General Fund Contribution			0
Non General Fund change to Fund Balance			0

Trinity County Budget Worksheets

For Fiscal Year 7/1/2021 - 6/30/2022

Function: 02 - Public Protection

Fund: 132 - CHILD SUPPORT SERVICES

Activity: 21 - JUDICIAL

Budget Officer: CSPT - CHILD SUPPORT SERVICES

Budget Unit: 2130 - CHILD SUPPORT SERVICES

Classification	Actuals 2019/20	Actuals 2020/21	Requested Budget 2021/22	Recommended Budget 2021/22
Revenues/Financing Sources				
6601 - INTEREST	5,137		4,000	4,000
<i>Use of Money and Property</i>	5,137		4,000	4,000
7190 - STATE GRANT INCOME		119		
7803 - SUPT ENFORCEMENT ADMIN	46,140	129,980	245,412	245,412
<i>Government Aid - State</i>	46,140	130,099	245,412	245,412
7701 - FEDERAL - ADMIN	52,815	167,040	476,387	476,387
<i>Government Aid - Federal</i>	52,815	167,040	476,387	476,387
8900 - INTERFUND REVENUE		4,609		
<i>Interfund Revenue</i>		4,609		
9253 - INSURANCE PROCEEDS		2,112		
9255 - CANCEL STALE DATED WARR	181			
9256 - REFUNDS FOR PRIOR YR EX	435	1,641		
9590 - REIMBURSABLES	160			
<i>Miscellaneous Revenues</i>	778	3,753		
9297 - PRIOR YEAR ADJUSTMENT		2,545		
<i>Prior Period Revenue</i>		2,545		
Revenues/Financing Sources	104,870	308,048	725,799	725,799
Expenditures/Financing Uses				
1010 - REGULAR SALARY	59,987	63,044	66,260	66,260
1030 - OVERTIME SALARY	454		20,000	19,860
1100 - SOCIAL SECURITY	4,479	4,702	5,069	5,069
1200 - PERS RETIREMENT	23,236	25,540	28,227	28,227
1210 - LIUNA PENSION	245	266	271	271
1300 - BENEFITS	8,912	10,207	10,354	10,354
1301 - GROUP INSURANCE RETIREE	19,737	17,109	16,153	16,293
1400 - UNEMPLOYMENT INSURANCE	490	490	490	490
1500 - WORKERS COMPENSATION	733	825	748	748
<i>Salaries and Benefits</i>	118,277	122,186	147,572	147,572
2060 - COMMUNICATIONS	9,560	9,443	15,000	15,000
2090 - HOUSEHOLD	3,313	3,869	5,000	5,000
2100 - INSURANCE	1,462	871	841	841
2140 - EQUIPMENT MAINTENANCE		3,292	3,000	3,000

Trinity County Budget Worksheets

For Fiscal Year 7/1/2021 - 6/30/2022

Function: 02 - Public Protection

Fund: 132 - CHILD SUPPORT SERVICES

Activity: 21 - JUDICIAL

Budget Officer: CSPT - CHILD SUPPORT SERVICES

Budget Unit: 2130 - CHILD SUPPORT SERVICES

Classification	Actuals 2019/20	Actuals 2020/21	Requested Budget 2021/22	Recommended Budget 2021/22
2150 - MAINTENANCE OF STRUCTUR	5,460		500	500
2260 - OFFICE EXPENSES	3,125	4,550	15,000	15,000
2300 - PROFESSIONAL & SPECIAL	11,862	214,871	464,585	464,585
2301 - COUNTY AUDIT	495			
2500 - PUBLICATIONS & NOTICES			100	100
2600 - RENTS AND LEASES-EQUIPM	2,532	2,523	5,000	5,000
2630 - RENTS & LEASES-STRUCTUR	17,441	17,962	18,500	18,500
2660 - SMALL TOOLS & INSTRUMEN	141	28	100	100
2700 - SPECIAL DEPARTMENTAL EX	415	8	5,000	5,000
2750 - TRAVEL	1,884	1,457	5,000	5,000
2756 - TRAINING			1,000	1,000
2850 - UTILITIES	2,041	2,073	5,000	5,000
<i>Services and Supplies</i>	59,738	260,954	543,626	543,626
1299 - INTERFUND EXPENSE UAL	(27,552)			
2199 - INTERFUND MAINTENANCE E	953	328		
2299 - INTERFUND SERVICES/SUPP			500	500
2399 - PROF SVCS - INTERFUND	2,370	4,149	5,000	5,000
2799 - INTERFUND FUEL/TRVL EXP	815	326	1,000	1,000
3290 - INDIRECT COST COUNTY DE	16,478	9,352	5,316	5,316
<i>Interfund Expenses</i>	(6,934)	14,156	11,816	11,816
4200 - FIXED ASSETS - STRUCT &			22,785	22,785
4300 - FIXED ASSET - EQUIPMENT	29,396			
<i>Fixed Assets</i>	29,396		22,785	22,785
Expenditures/Financing Uses	200,478	397,296	725,799	725,799
Transfers-In				
Transfers-In	0	0	0	0
Transfers-Out				
Transfers-Out	0	0	0	0

Trinity County
Budget Worksheets

For Fiscal Year 7/1/2021 - 6/30/2022

Function: 02 - Public Protection

Fund: 132 - CHILD SUPPORT SERVICES

Activity: 21 - JUDICIAL

Budget Officer: CSPT - CHILD SUPPORT SERVICES

Budget Unit: 2130 - CHILD SUPPORT SERVICES

Classification	Actuals 2019/20	Actuals 2020/21	Requested Budget 2021/22	Recommended Budget 2021/22
2130 - CHILD SUPPORT SERVICES				
600 Revenues/Sources	104,870	308,048	725,799	725,799
700 Expenditures/Uses	200,478	397,296	725,799	725,799
Net	(95,608)	(89,248)		
800 Transfers In				
850 Transfers Out				
Total	(95,608)	(89,248)	0	0

THIS PAGE LEFT BLANK INTENTIONALLY



**LARRY FORERO
COOPERATIVE EXTENSION**

THIS PAGE LEFT BLANK INTENTIONALLY

Trinity County Cooperative Extension

The University of California's Division of Agriculture and Natural Resources is the bridge between local issues and the power of UC Research. ANR's advisors, specialists and faculty bring practical, science-based answers to Californians. In Trinity County, this is delivered through the following four program areas.

4-H Youth Development Program

4-H helps young people discover and develop their potential. It provides a wide variety of educational and enrichment experiences. Nate Caeton manages this program for Shasta and Trinity Counties. Erin Paradis provides general support for the 4-H Club program. We are hoping to get Nate or Erin working in Trinity County at least one day per week as we emerge from COVID-19..

CalFresh Healthy Living, UCCE (formally Food Stamp Nutrition Education Program)

The major goal of the Cooperative Extension federally funded CalFresh Healthy Living Program, is to improve the nutrition, physical activity and garden related skills of CalFresh Food recipients, applicants, and their families. Currently we are recruiting to fill two vacant Community Education Specialist positions locally.

Forestry & Wildfire

The program serves family forest landowners and woodland homeowners with educational outreach programs focused on forest stewardship, wildfire protection and dealing with dead and dying trees. Rick Satomi conducts this program in Shasta, Trinity and Siskiyou Counties.

Goals and Objectives

Major goals for the coming fiscal year include, provide educational programs associated with water, conduct research and educational programs on forestry and forest land management and look for opportunities to grow the 4-H program.

Trends

Water continues to be an issue on irrigated farms and ranches locally. Recent legislation has required measurement devices on some diversions. We will continue to work on providing education on this topic. The CalFresh staff will be working in classroom across the County conducting food and nutrition lessons and working in the community promoting healthy eating.

Office Manager

We currently have a vacancy for this position and are struggling to even get applicants. I will work with Trinity County Personnel fill this position.

Trinity County
 Budget Officer Summary
 CAO Requested Budget

COOP TC CO-OP EXTENSION 4H

Dept Description (Fund)	Expenditures	Revenues	Net Income
=====	=====	=====	=====
6200 TC COOP EXTENSION 4H (101)	36,986	0	(36,986)
	<hr/>	<hr/>	<hr/>
Total TC CO-OP EXTENSION 4H	36,986	0	(36,986)
General Fund Contribution			(36,986)
Non General Fund change to Fund Balance			0

Trinity County
Budget Worksheets

For Fiscal Year 7/1/2021 - 6/30/2022

Function: 06 - Education

Fund: 101 - GENERAL FUND

Activity: 63 - AGRICULTURAL EDUCATION

Budget Officer: COOP - TC CO-OP EXTENSION 4H

Budget Unit: 6200 - TC COOP EXTENSION 4H

Classification	Actuals 2019/20	Actuals 2020/21	Requested Budget 2021/22	Recommended Budget 2021/22
Revenues/Financing Sources				
9256 - REFUNDS FOR PRIOR YR EX	108	573		
<i>Miscellaneous Revenues</i>	108	573		
9297 - PRIOR YEAR ADJUSTMENT		623		
<i>Prior Period Revenue</i>		623		
Revenues/Financing Sources	108	1,196	0	0
Expenditures/Financing Uses				
1010 - REGULAR SALARY	6,408	3,833	17,501	17,501
1020 - EXTRA HELP SALARY	(128)			
1100 - SOCIAL SECURITY	480	293	1,500	1,500
1200 - PERS RETIREMENT		202		
1301 - GROUP INSURANCE RETIREE	4,934	4,277	4,039	4,074
1400 - UNEMPLOYMENT INSURANCE	439	240	490	490
1500 - WORKERS COMPENSATION	183	206	187	187
<i>Salaries and Benefits</i>	12,316	9,052	23,717	23,752
2060 - COMMUNICATIONS	661	600	700	700
2090 - HOUSEHOLD	19		300	300
2140 - EQUIPMENT MAINTENANCE			250	250
2260 - OFFICE EXPENSES	3,190	231	2,333	2,333
2313 - PHYSICALS & DRUG TESTIN		64	100	100
2500 - PUBLICATIONS & NOTICES			100	100
2630 - RENTS & LEASES-STRUCTUR	1,800	1,800	1,800	1,800
2660 - SMALL TOOLS & INSTRUMEN			100	100
2700 - SPECIAL DEPARTMENTAL EX	175		175	175
2750 - TRAVEL	2,960	2,147	4,000	4,000
<i>Services and Supplies</i>	8,807	4,843	9,858	9,858
2101 - INTRA-FUND INSURANCE EX	500	561	646	646
3291 - INTRA-FUND INDIRECT COS	3,274	2,533	2,730	2,730
<i>Intra-Fund Expenses</i>	3,774	3,094	3,376	3,376
Expenditures/Financing Uses	24,898	16,990	36,951	36,986
Transfers-In				
Transfers-In	0	0	0	0

Trinity County
Budget Worksheets

For Fiscal Year 7/1/2021 - 6/30/2022

Function: 06 - Education

Fund: 101 - GENERAL FUND

Activity: 63 - AGRICULTURAL EDUCATION

Budget Officer: COOP - TC CO-OP EXTENSION 4H

Budget Unit: 6200 - TC COOP EXTENSION 4H

Classification	Actuals 2019/20	Actuals 2020/21	Requested Budget 2021/22	Recommended Budget 2021/22
Transfers-Out				
Transfers-Out	0	0	0	0
6200 - TC COOP EXTENSION 4H				
600 Revenues/Sources	108	1,196		
700 Expenditures/Uses	24,898	16,990	36,951	36,986
Net	(24,789)	(15,793)	(36,951)	(36,986)
800 Transfers In				
850 Transfers Out				
Total	(24,789)	(15,793)	(36,951)	(36,986)



**SHANNA WHITE
CLERK/RECORDER/ASSESSOR/ELECTIONS**

THIS PAGE LEFT BLANK INTENTIONALLY



TRINITY COUNTY

Shanna S. White

County Clerk/Recorder/Assessor

Julie K. Barcellona

Assistant County Clerk/Recorder/Assessor

DATE: August 23, 2021
TO: Trinity County Board of Supervisors
FROM: Shanna White, County Clerk/Recorder/Assessor

Mission Statement

Fairness ~ Integrity ~ Service

Departmental Description

The function of the County Clerk includes issuing public and confidential marriage licenses, performing civil marriage ceremonies, issuing certified copies of confidential marriage licenses, filing and maintaining Fictitious Business Name Statements, Process Servers, Notaries Public, filing and posting environmental documents, and maintaining all associated records. Annual Economic of Interest statements are sent to all persons listed in the County's Conflict of Interest Code and filings are monitored for appropriate action and maintained as required by law.

The function of the Elections Division of the County Clerk's office is responsible for administering elections in the county in compliance with all applicable state and federal laws. The division also maintains voter registration files and voting history, promotes voter registration, encourages voter participation, maintains a variety of statistical information and verifying signatures on various types of petitions.

The function of the Recorder is to record official documents. Documents such as real property transactions, vital statistic records, financing statements and maps are recorded and archived for public access. These records are also duplicated and stored at an off-site location in the event of a disaster. All records, except those otherwise required by law, are open for public inspection.

The function of the Assessor is to produce an assessment roll that reflects the taxable values of land, improvements and personal property by Assessor's Parcel Number or Account Number. Property tax is the single most important source of revenue for local governments in California, and is one of the most difficult taxes to administer because of its inherent complexity. In addition, property tax is the most visible of all state and local taxes; visible to both those who pay the tax and to all levels of government that depend upon it. This visibility, along with the continued importance of this tax, requires the Assessor to achieve good assessment practices, efficient administration and total conformity with the law.

County Clerk/Recorder/Assessor

Deputy County
Clerk/Recorder/Assessor (M)

Assessor

Elections

Clerk/
Recorder

Appraiser I/II (G)
or
Chief Appraiser (M)
or
Assessment Tech (G)
1 FTE

Account Clerk I/II (G)
Or
Accounting Technician
I/II/III (G)
or
Accountant I/II (G)
(Vacant)

Deputy Clerk/Recorder I/II/II (G)
or
Administrative Coordinator I/II (G)
1 FTE

Appraiser I/II (G)
or
Chief Appraiser (M)
or
Assessment Tech (G)
1 FTE

SORT ORDER: BDT OFCR then ORG KEY; Period Reported: 06/30/21-06/30/21 ;Totals Only

SELECT FUND GROUP: 01-06 ; ACCOUNT CODE: 0100

	Prior	Debit	Credit	Period Bal.	YTD Balance
=====	=====	=====	=====	=====	=====
Total ORG KEY 0197 SUPPLEMENT FOR ASSESSOR	281,338.19	0.00*	0.00*	0.00	281,338.19
Total ORG KEY 0513 MICROGRAPHICS FUND RECORDER	51,115.90	386.00*	0.00*	386.00	51,501.90
Total ORG KEY 0515 AUTO RECORDS RETREIVAL FUND	169,213.96	1,827.00*	0.00*	1,827.00	171,040.96
Total ORG KEY 0517 VITAL AND HEALTH STATS	11,462.37	182.60*	0.00*	182.60	11,644.97
Total ORG KEY 0521 SOCIAL SECURITY # TRUNCATION	26,844.43	0.00*	0.00*	0.00	26,844.43
Total BDT OFCR ASSR ASSESSOR	539,974.85	2,395.60*	0.00*	2,395.60	542,370.45

Trinity County
 Budget Officer Summary
 CAO Requested Budget

ASSR ASSESSOR

Dept Description (Fund)	Expenditures	Revenues	Net Income
=====	=====	=====	=====
1400 ASSESSOR (101)	558,109	48,000	(510,109)
1650 ELECTIONS DEPARTMENT (101)	440,448	6,000	(434,448)
2500 CLERK/RECORDER (101)	254,345	236,000	(18,345)
8197 SUPPLEMENT FOR COUNTY ASSESSOR (197)	2,500	2,500	0
8513 MICROGRAPHICS FUND RECORDER (513)	50	4,000	3,950
8515 AUTO RECORDS RETRIEVAL FUND (515)	20,200	15,000	(5,200)
8517 VITAL AND HEALTH STATS (517)	2,015	0	(2,015)
8521 SOCIAL SECURITY # TRUNCATION (521)	40	0	(40)
	-----	-----	-----
Total ASSESSOR	1,277,707	311,500	(966,207)
General Fund Contribution			(962,902)
Non General Fund change to Fund Balance			(3,305)

Trinity County Budget Worksheets

For Fiscal Year 7/1/2021 - 6/30/2022

Function: 01 - General Government

Fund: 101 - GENERAL FUND

Activity: 02 - FINANCE

Budget Officer: ASSR - ASSESSOR

Budget Unit: 1400 - ASSESSOR

Classification	Actuals 2019/20	Actuals 2020/21	Requested Budget 2021/22	Recommended Budget 2021/22
Revenues/Financing Sources				
7190 - STATE GRANT INCOME		5,324		
<i>Government Aid - State</i>		5,324		
8102 - SUPPLEMENTAL TAX ADMIN	13,978	25,348	35,000	35,000
8440 - ASSESSOR FEES	12,365	13,147	13,000	13,000
<i>Charges for Current Services</i>	26,344	38,496	48,000	48,000
9256 - REFUNDS FOR PRIOR YR EX	1,307	3,541		
<i>Miscellaneous Revenues</i>	1,307	3,541		
9297 - PRIOR YEAR ADJUSTMENT		7,482		
<i>Prior Period Revenue</i>		7,482		
Revenues/Financing Sources	27,651	54,844	48,000	48,000
Expenditures/Financing Uses				
1010 - REGULAR SALARY	141,018	156,599	187,674	205,660
1020 - EXTRA HELP SALARY		2,820		
1100 - SOCIAL SECURITY	11,292	12,647	14,942	16,318
1200 - PERS RETIREMENT	54,624	63,441	79,949	87,611
1210 - LIUNA PENSION	1,347	1,495	1,706	1,706
1300 - BENEFITS	18,665	21,669	34,127	34,127
1301 - GROUP INSURANCE RETIREE	59,213	51,327	48,458	48,878
1400 - UNEMPLOYMENT INSURANCE	737	1,642	1,225	1,225
1500 - WORKERS COMPENSATION	2,199	2,476	2,245	2,245
<i>Salaries and Benefits</i>	289,098	314,120	370,326	397,770
2060 - COMMUNICATIONS	2,495	2,650	2,700	2,700
2090 - HOUSEHOLD	274			
2140 - EQUIPMENT MAINTENANCE	59,585	106,597	103,318	103,318
2220 - MEDICAL, DENTAL & LAB S	141			
2240 - MEMBERSHIPS	631	700	700	700
2260 - OFFICE EXPENSES	35,569	10,298	6,000	6,000
2313 - PHYSICALS & DRUG TESTIN		64	35	35
2500 - PUBLICATIONS & NOTICES		54	100	100
2700 - SPECIAL DEPARTMENTAL EX	4,697	910	2,000	2,000
2750 - TRAVEL	5,169	370	7,500	7,500
2756 - TRAINING	200		500	500
<i>Services and Supplies</i>	108,763	121,645	122,853	122,853

Trinity County
Budget Worksheets

For Fiscal Year 7/1/2021 - 6/30/2022

Function: 01 - General Government

Fund: 101 - GENERAL FUND

Activity: 02 - FINANCE

Budget Officer: ASSR - ASSESSOR

Budget Unit: 1400 - ASSESSOR

Classification	Actuals 2019/20	Actuals 2020/21	Requested Budget 2021/22	Recommended Budget 2021/22
2101 - INTRA-FUND INSURANCE EX	2,944	2,732	2,935	2,935
2375 - INTRAFUND PROF & SPECIA			50	50
3291 - INTRA-FUND INDIRECT COS	19,816	23,002	34,501	34,501
<i>Intra-Fund Expenses</i>	22,760	25,734	37,486	37,486
4600 - CONSTRUCTION IN PROGRES	67,800			
<i>Fixed Assets</i>	67,800			
Expenditures/Financing Uses	488,422	461,500	530,665	558,109
Transfers-Out				
Transfers-Out	0	0	0	0
<hr/>				
1400 - ASSESSOR				
600 Revenues/Sources	27,651	54,844	48,000	48,000
700 Expenditures/Uses	488,422	461,500	530,665	558,109
Net	(460,771)	(406,655)	(482,665)	(510,109)
800 Transfers In				
850 Transfers Out				
Total	(460,771)	(406,655)	(482,665)	(510,109)

Trinity County Budget Worksheets

For Fiscal Year 7/1/2021 - 6/30/2022

Function: 01 - General Government

Fund: 101 - GENERAL FUND

Activity: 05 - ELECTIONS

Budget Officer: ASSR - ASSESSOR

Budget Unit: 1650 - ELECTIONS DEPARTMENT

Classification	Actuals 2019/20	Actuals 2020/21	Requested Budget 2021/22	Recommended Budget 2021/22
Revenues/Financing Sources				
7190 - STATE GRANT INCOME		542		
<i>Government Aid - State</i>		542		
8259 - ELECTION SERVICES - OTH	27,480	209,493	6,000	6,000
<i>Charges for Current Services</i>	27,480	209,493	6,000	6,000
9256 - REFUNDS FOR PRIOR YR EX	653	2,039		
<i>Miscellaneous Revenues</i>	653	2,039		
9297 - PRIOR YEAR ADJUSTMENT		3,741		
<i>Prior Period Revenue</i>		3,741		
Revenues/Financing Sources	28,133	215,817	6,000	6,000
Expenditures/Financing Uses				
1010 - REGULAR SALARY	89,852	60,563	92,586	101,579
1020 - EXTRA HELP SALARY	9,375	11,635	22,000	22,000
1030 - OVERTIME SALARY	1,301	632		
1100 - SOCIAL SECURITY	7,218	5,504	8,782	9,470
1200 - PERS RETIREMENT	34,805	23,757	39,442	43,273
1210 - LIUNA PENSION	783	646	853	853
1300 - BENEFITS	14,211	8,669	17,060	17,060
1301 - GROUP INSURANCE RETIREE	29,606	25,663	24,229	24,439
1400 - UNEMPLOYMENT INSURANCE	1,178	651	1,103	1,103
1500 - WORKERS COMPENSATION	1,099	1,238	1,122	1,122
<i>Salaries and Benefits</i>	189,432	138,962	207,177	220,899
2060 - COMMUNICATIONS	2,468	2,476	2,700	2,700
2140 - EQUIPMENT MAINTENANCE	10,913	11,045	32,000	32,000
2240 - MEMBERSHIPS	400	750	400	400
2260 - OFFICE EXPENSES	23,865	38,379	6,000	6,000
2300 - PROFESSIONAL & SPECIAL	520	810		
2313 - PHYSICALS & DRUG TESTIN	32	96	35	35
2500 - PUBLICATIONS & NOTICES	27	81	1,000	1,000
2630 - RENTS & LEASES-STRUCTUR	290			
2700 - SPECIAL DEPARTMENTAL EX	58,775	86,604	140,000	140,000
2750 - TRAVEL	7,109		6,000	6,000
<i>Services and Supplies</i>	104,402	140,242	188,135	188,135
2399 - PROF SVCS - INTERFUND	59,949			

Trinity County
Budget Worksheets

For Fiscal Year 7/1/2021 - 6/30/2022

Function: 01 - General Government

Fund: 101 - GENERAL FUND

Activity: 05 - ELECTIONS

Budget Officer: ASSR - ASSESSOR

Budget Unit: 1650 - ELECTIONS DEPARTMENT

Classification	Actuals 2019/20	Actuals 2020/21	Requested Budget 2021/22	Recommended Budget 2021/22
<hr/>				
<i>Interfund Expenses</i>	<i>59,949</i>			
2101 - INTRA-FUND INSURANCE EX	1,459	1,688	1,608	1,608
2375 - INTRAFUND PROF & SPECIA		14,970	3,050	3,050
3291 - INTRA-FUND INDIRECT COS	10,710	(33,733)	26,756	26,756
<i>Intra-Fund Expenses</i>	<i>12,169</i>	<i>(17,074)</i>	<i>31,414</i>	<i>31,414</i>
4300 - FIXED ASSET - EQUIPMENT	183,299			
<i>Fixed Assets</i>	<i>183,299</i>			
Expenditures/Financing Uses	549,253	262,130	426,726	440,448
<hr/>				
Transfers-In				
Transfers-In	0	0	0	0
<hr/>				
Transfers-Out				
Transfers-Out	0	0	0	0
<hr/>				
1650 - ELECTIONS DEPARTMENT				
600 Revenues/Sources	28,133	215,817	6,000	6,000
700 Expenditures/Uses	549,253	262,130	426,726	440,448
Net	(521,119)	(46,313)	(420,726)	(434,448)
800 Transfers In				
850 Transfers Out				
Total	(521,119)	(46,313)	(420,726)	(434,448)

Trinity County Budget Worksheets

For Fiscal Year 7/1/2021 - 6/30/2022

Function: 02 - Public Protection

Fund: 101 - GENERAL FUND

Activity: 27 - OTHER PROTECTION

Budget Officer: ASSR - ASSESSOR

Budget Unit: 2500 - CLERK/RECORDER

Classification	Actuals 2019/20	Actuals 2020/21	Requested Budget 2021/22	Recommended Budget 2021/22
Revenues/Financing Sources				
6080 - PROPERTY TRANSFER TAX	141,135	180,717	150,000	150,000
<i>Other Taxes</i>	141,135	180,717	150,000	150,000
8503 - CLERK COURT FEES AND CO	11,570	10,428	11,000	11,000
8641 - RECORDING FEES	78,383	80,019	75,000	75,000
<i>Charges for Current Services</i>	89,953	90,447	86,000	86,000
9256 - REFUNDS FOR PRIOR YR EX	1,822	4,473		
9299 - OTHER REVENUE	2,221			
<i>Miscellaneous Revenues</i>	4,043	4,473		
9297 - PRIOR YEAR ADJUSTMENT		3,741		
<i>Prior Period Revenue</i>		3,741		
Revenues/Financing Sources	235,133	279,379	236,000	236,000
Expenditures/Financing Uses				
1010 - REGULAR SALARY	85,581	82,620	82,761	91,754
1100 - SOCIAL SECURITY	6,192	6,208	6,348	7,036
1200 - PERS RETIREMENT	33,150	32,627	35,256	39,087
1210 - LIUNA PENSION	783	846	853	853
1300 - BENEFITS	14,213	8,406	17,067	17,067
1301 - GROUP INSURANCE RETIREE	29,606	25,663	24,229	24,439
1400 - UNEMPLOYMENT INSURANCE	611	1,102	613	613
1500 - WORKERS COMPENSATION	2,381	2,938	1,501	1,501
<i>Salaries and Benefits</i>	172,521	160,412	168,628	182,350
2060 - COMMUNICATIONS	3,486	1,276	1,400	1,400
2140 - EQUIPMENT MAINTENANCE	8,221	8,386	9,500	9,500
2240 - MEMBERSHIPS	400	400	400	400
2260 - OFFICE EXPENSES	6,681	16,512	6,000	6,000
2313 - PHYSICALS & DRUG TESTIN			35	35
2500 - PUBLICATIONS & NOTICES		27	100	100
2630 - RENTS & LEASES-STRUCTUR	3,302	3,901	4,440	4,440
2700 - SPECIAL DEPARTMENTAL EX	1,750		2,000	2,000
2750 - TRAVEL	2,574	254	4,000	4,000
<i>Services and Supplies</i>	26,416	30,759	27,875	27,875
2101 - INTRA-FUND INSURANCE EX	3,487	3,723	3,138	3,138
2375 - INTRAFUND PROF & SPECIA			50	50

Trinity County
Budget Worksheets

For Fiscal Year 7/1/2021 - 6/30/2022

Function: 02 - Public Protection

Fund: 101 - GENERAL FUND

Activity: 27 - OTHER PROTECTION

Budget Officer: ASSR - ASSESSOR

Budget Unit: 2500 - CLERK/RECORDER

Classification	Actuals 2019/20	Actuals 2020/21	Requested Budget 2021/22	Recommended Budget 2021/22
3291 - INTRA-FUND INDIRECT COS	38,282	32,989	40,932	40,932
<i>Intra-Fund Expenses</i>	<i>41,769</i>	<i>36,712</i>	<i>44,120</i>	<i>44,120</i>
Expenditures/Financing Uses	240,707	227,884	240,623	254,345
Transfers-In				
Transfers-In	0	0	0	0
Transfers-Out				
Transfers-Out	0	0	0	0
<hr/>				
2500 - CLERK/RECORDER				
600 Revenues/Sources	235,133	279,379	236,000	236,000
700 Expenditures/Uses	240,707	227,884	240,623	254,345
Net	(5,574)	51,495	(4,623)	(18,345)
800 Transfers In				
850 Transfers Out				
Total	(5,574)	51,495	(4,623)	(18,345)

Trinity County
Budget Worksheets

For Fiscal Year 7/1/2021 - 6/30/2022

Function: 01 - General Government

Fund: 197 - SUPPLEMENT FOR COUNTY

Activity: 02 - FINANCE

Budget Officer: ASSR - ASSESSOR

Budget Unit: 8197 - SUPPLEMENT FOR COUNTY ASSESSOR

Classification	Actuals 2019/20	Actuals 2020/21	Requested Budget 2021/22	Recommended Budget 2021/22
Revenues/Financing Sources				
6601 - INTEREST	6,095			
<i>Use of Money and Property</i>	6,095			
Revenues/Financing Sources	6,095	0	0	0
Expenditures/Financing Uses				
2301 - COUNTY AUDIT	164			
<i>Services and Supplies</i>	164			
3290 - INDIRECT COST COUNTY DE	3,005	1,237	2,500	2,500
<i>Interfund Expenses</i>	3,005	1,237	2,500	2,500
4300 - FIXED ASSET - EQUIPMENT	16,666			
4600 - CONSTRUCTION IN PROGRES	135,601			
<i>Fixed Assets</i>	152,268			
Expenditures/Financing Uses	155,438	1,237	2,500	2,500
Transfers-In				
9800 - TRANSFER IN		1,237	2,500	2,500
<i>Transfers-In</i>		1,237	2,500	2,500
Transfers-In	0	1,237	2,500	2,500
8197 - SUPPLEMENT FOR COUNTY ASSESSOR				
600 Revenues/Sources	6,095			
700 Expenditures/Uses	155,438	1,237	2,500	2,500
Net	(149,342)	(1,237)	(2,500)	(2,500)
800 Transfers In		1,237	2,500	2,500
850 Transfers Out				
Total	(149,342)	0	0	0

**Trinity County
Budget Worksheets**

For Fiscal Year 7/1/2021 - 6/30/2022

Function: 01 - General Government

Fund: 513 - MICROGRAPHICS FUND

Activity: 10 - OTHER GENERAL

Budget Officer: ASSR - ASSESSOR

Budget Unit: 8513 - MICROGRAPHICS FUND RECORDER

Classification	Actuals 2019/20	Actuals 2020/21	Requested Budget 2021/22	Recommended Budget 2021/22
Revenues/Financing Sources				
8010 - CHG FOR CURR SVC-ADMIN	4,155	4,648	4,000	4,000
<i>Charges for Current Services</i>	4,155	4,648	4,000	4,000
Revenues/Financing Sources	4,155	4,648	4,000	4,000
Expenditures/Financing Uses				
2301 - COUNTY AUDIT	16			
<i>Services and Supplies</i>	16			
3290 - INDIRECT COST COUNTY DE			50	50
<i>Interfund Expenses</i>			50	50
Expenditures/Financing Uses	16	0	50	50
Transfers-Out				
Transfers-Out	0	0	0	0
8513 - MICROGRAPHICS FUND RECORDER				
600 Revenues/Sources	4,155	4,648	4,000	4,000
700 Expenditures/Uses	16		50	50
Net	4,138	4,648	3,950	3,950
800 Transfers In				
850 Transfers Out				
Total	4,138	4,648	3,950	3,950

**Trinity County
Budget Worksheets**

For Fiscal Year 7/1/2021 - 6/30/2022

Function: 02 - Public Protection

Fund: 515 - AUTO RECORDS RETRIEVAL FUND

Activity: 27 - OTHER PROTECTION

Budget Officer: ASSR - ASSESSOR

Budget Unit: 8515 - AUTO RECORDS RETRIEVAL FUND

Classification	Actuals 2019/20	Actuals 2020/21	Requested Budget 2021/22	Recommended Budget 2021/22
Revenues/Financing Sources				
8010 - CHG FOR CURR SVC-ADMIN	15,346	19,702	15,000	15,000
<i>Charges for Current Services</i>	<i>15,346</i>	<i>19,702</i>	<i>15,000</i>	<i>15,000</i>
Revenues/Financing Sources	15,346	19,702	15,000	15,000
Expenditures/Financing Uses				
1020 - EXTRA HELP SALARY			20,000	20,000
<i>Salaries and Benefits</i>			<i>20,000</i>	<i>20,000</i>
2301 - COUNTY AUDIT	51			
2313 - PHYSICALS & DRUG TESTIN			50	50
<i>Services and Supplies</i>	<i>51</i>		<i>50</i>	<i>50</i>
2399 - PROF SVCS - INTERFUND			50	50
3290 - INDIRECT COST COUNTY DE			100	100
<i>Interfund Expenses</i>			<i>150</i>	<i>150</i>
Expenditures/Financing Uses	51	0	20,200	20,200
Transfers-Out				
Transfers-Out	0	0	0	0
8515 - AUTO RECORDS RETRIEVAL FUND				
600 Revenues/Sources	15,346	19,702	15,000	15,000
700 Expenditures/Uses	51		20,200	20,200
Net	15,294	19,702	(5,200)	(5,200)
800 Transfers In				
850 Transfers Out				
Total	15,294	19,702	(5,200)	(5,200)

Trinity County
Budget Worksheets

For Fiscal Year 7/1/2021 - 6/30/2022

Function: 02 - Public Protection

Fund: 517 - VITAL STATISTICS FUND

Activity: 27 - OTHER PROTECTION

Budget Officer: ASSR - ASSESSOR

Budget Unit: 8517 - VITAL AND HEALTH STATS

Classification	Actuals 2019/20	Actuals 2020/21	Requested Budget 2021/22	Recommended Budget 2021/22
Revenues/Financing Sources				
8027 - CURR SVCS-RECORDING FEE	1,509	1,425		
<i>Charges for Current Services</i>	<i>1,509</i>	<i>1,425</i>		
Revenues/Financing Sources	1,509	1,425	0	0
Expenditures/Financing Uses				
2260 - OFFICE EXPENSES	1,000	1,060	2,000	2,000
2301 - COUNTY AUDIT	4			
<i>Services and Supplies</i>	<i>1,004</i>	<i>1,060</i>	<i>2,000</i>	<i>2,000</i>
3290 - INDIRECT COST COUNTY DE			15	15
<i>Interfund Expenses</i>			<i>15</i>	<i>15</i>
Expenditures/Financing Uses	1,004	1,060	2,015	2,015
Transfers-Out				
Transfers-Out	0	0	0	0
8517 - VITAL AND HEALTH STATS				
600 Revenues/Sources	1,509	1,425		
700 Expenditures/Uses	1,004	1,060	2,015	2,015
Net	505	365	(2,015)	(2,015)
800 Transfers In				
850 Transfers Out				
Total	505	365	(2,015)	(2,015)

**Trinity County
Budget Worksheets**

For Fiscal Year 7/1/2021 - 6/30/2022

Function: 01 - General Government

Fund: 521 - SOCIAL SECURITY TRUNC FUND

Activity: 10 - OTHER GENERAL

Budget Officer: ASSR - ASSESSOR

Budget Unit: 8521 - SOCIAL SECURITY # TRUNCATION

Classification	Actuals 2019/20	Actuals 2020/21	Requested Budget 2021/22	Recommended Budget 2021/22
Revenues/Financing Sources				
Revenues/Financing Sources	0	0	0	0
Expenditures/Financing Uses				
2301 - COUNTY AUDIT	10			
<i>Services and Supplies</i>	10			
3290 - INDIRECT COST COUNTY DE			40	40
<i>Interfund Expenses</i>			40	40
Expenditures/Financing Uses	10	0	40	40
Transfers-In				
Transfers-In	0	0	0	0
Transfers-Out				
Transfers-Out	0	0	0	0
8521 - SOCIAL SECURITY # TRUNCATION				
600 Revenues/Sources				
700 Expenditures/Uses	10		40	40
Net	(10)		(40)	(40)
800 Transfers In				
850 Transfers Out				
Total	(10)	0	(40)	(40)

THIS PAGE LEFT BLANK INTENTIONALLY



**RICHARD KUHNS
COUNTY ADMINISTRATIVE OFFICER**

THIS PAGE LEFT BLANK INTENTIONALLY



TRINITY COUNTY
Office of the County Administrator
Richard Kuhns, Psy.D, County Administrative Officer
P.O. BOX 1613, WEAVERVILLE, CALIFORNIA 96093-1613
PHONE (530) 623-1382 FAX (530) 623-8365

MEMORANDUM

TO: Board of Supervisors

FROM: Richard Kuhns, Psy.D.

SUBJECT: Goals & Objectives for Divisions Supervised by the Administrative Officer

DATE: September 3, 2021

Administration/Clerk of the Board

County Administration continues to oversee the day-to-day operations of the County and assist in implementation of Board policies. The County Administrator continues to spend a great deal of time working with the Director of Building and Planning to ensure we are meeting all the required deadlines and updating our commercial cannabis program to fit within the state's guidelines.

County Administration recently issued two requests for proposals (RFP), one for Redistricting Services and one for and Executive Search services. The contract for redistricting services was just awarded by the board and the initial kick-off meeting with the consultant was held. Due to the COVID-19 pandemic, the redistricting process has to happen within a much shorter timeframe than normal. New district maps will be presented to and adopted by the Board on or before December 15 of this year.

At this time, we have two known department head level positions that will be vacated on or before June 30, 2022. Our Director of Transportation has announced his retirement and we need to get his position filled as soon as possible. With the difficulties we've had recruiting for lower level positions, we felt the best thing was to hire an executive search firm to conduct the recruitment. Executive search firms have larger networks to share our recruitment on and obtain a larger number of qualified individuals. We also have another department head who has advised that they will be retiring at the end of the fiscal year. We plan to have the executive search firm start this recruitment in or around January of 2022 with the hopes of having someone on board in April to allow for some training time.

General Services

General Services oversees county Buildings & Grounds, Capital Building Program, Abandoned Vehicle Abatement, Motor Pool and Cemeteries Division.

Buildings and Grounds Funding for the department is generated mainly through General Fund contributions (just over ½ of the departments revenues), reimbursements from prior years' services (Costplan-A87, Interfund/Intrafund), and use of property. General Services manages County owned building maintenance, grounds keeping, and necessary repairs and supplies for all departments. Each year the department identifies preventive and deferred maintenance needs, and facilitates those needs on a priority level basis. Last years anticipated revenue shortfall prompted the department to be even more conservative than in years past. With the pandemic, many departments worked remotely, and a decrease in the amount of service requests beyond the regular maintenance also declined. This allowed the department to stay within the decreased budget and keep the buildings operable without interruption of services, and dedicate time to the new cannabis building remodel instead of outsourcing, decreasing cost to the Cannabis department and ultimately recovering anticipated revenue short falls.

21/22 Priorities include HVAC units that need replacement verses repairs as they have reached the end of their life expectancy. This will decrease the cost and burden of emergency repairs. Included with HVAC, the department purchases and replaces the HVAC filters more frequently during the fire seasons in Trinity County that continue to impact air quality because of hazardous smoke conditions. Covid-19 and the spread of the corona virus also prompted additional replacement to mitigate transmission of air particulates and improve ventilation. Multiple buildings have requested replacement floor coverings with 20+ years of use, far surpassing the life expectancy of 7-15 years for commercial carpet. This will also reduce the number of bacteria, pollens, dust, and allergens that accumulate in carpet fibers. Some areas are worn, bare, stained or lifting causing trip hazards as well. The expense of the carpet was budgeted within those departments. General Services will facilitate the vendor, scheduling, and furniture removal and replacement. The remodel of the Cannabis Building continues and is nearing completion.

During the July 30th storm, a microburst occurred within Lowden Park. This caused many trees to uproot. Damages include complete tree removals, fence repair, electrical rehabilitation, and the Trinity County Life Support building sustained extensive damage. Complete roof replacement is recommended, along with new siding, drywall on the interior, and concrete repair around the building. Insurance will cover all but the deductible, however this is the now the priority for fall, before winter weather arrives. Grounds rehabilitation at Lowden Park after the Forest Service exits from the incident base camp of the Monument fire is also a concern. Other grounds keeping includes repairs and reinstatement of water meters at two locations. They were turned off after repairs were not able to be made due to lack of man power, saving utilities costs. General Services intends to create a low maintenance, drought tolerant, and efficient landscape at Garden Gulch and Douglas City.

Capital Building Projects, replacement of the Courthouse second floor common area carpet has been budgeted, continuing the 20/21 proposed replacement on all floor levels. These are high traffic areas, and the schedule of work to be completed is done in a manner to limit disruption of business within the building.

Abandoned Vehicle Abatement has undergone a substitute fulfillment with a General Services employee spending one day a week in that department. The position was vacant for the months of June and July after a sudden, yet expected retirement of a long-time employee. His expertise will be missed, but he is available for questions and direction of GS staff. The position has been flown for months, both on the Trinity County web site and intermittently advertised in the Trinity Journal. The position has yet to be filled. However, the departments expenditures and revenues remain status quo. General Services' intent is to continue the program, staying within revenue requirements, and provide the service until the right candidate is found.

Motor Pool continues to review and revise the billing system as needed. The replacement bank at year-end was determined to be on the high end, and members should see a decrease in rates of assigned vehicles in 21/22 as the billing spreadsheet is revised. Some of the challenges of 20/21 caused high usage of vehicles assigned to Environmental Health, Code Enforcement, and Sheriff Office resulting in high maintenance and repair costs caused by the August complex. The Monument fire will most likely present the same potential for additional high cost of repairs and maintenance expenses and is reflected in the expenditure increases over last year.

Departmental requests for replacement and or addition to their fleet is reflected in appropriations in fixed assets for purchases. Required buy-in to the pool is reflected in the transfers in section of the budget. Production and delivery dates are still impacted from Covid-19 temporary closures and reopening of manufacturing which causes an undetermined delivery date. Future purchases should expect to see this delay.

Cemeteries Division is supported at various locations throughout the County by associations. With the volunteers, MOUs are in place, distributing the plot sales revenue back to the related site. These funds are used by the association to maintain grounds, equipment, and data entry. The portion of revenue reimbursed or allocated to the County is based off of duties assigned by the association or the department.

Continued focus for the maintenance staff of General Services continues at the Lewiston Cemetery and Junction City cemeteries as they are without volunteers. Previous help from the Cal-Works program has diminished dramatically as the program is short staffed as well. General Services provides assistance with annual and semiannual land debris clearing at the Trinity Center Cemetery contracting with the California Department of Forestry for a nominal fee and as their schedule allows as General Services man hours are limited within the department.

Grants

The Grants Coordinator has been successful in obtaining the following grant awards in the 2020/21 fiscal year: Cannabis Equity Assessment Grant (\$75,000) and multiple Community Development Block Grants, including: CDBG-CV1-Microenterprise Grants (\$100,000); CDBG 2021-Food Bank Assistance (\$150,000); CDBG 2021-Public Services-STAR (\$465,000); CDBG Program Income-Southern Trinity Area Rescue/Ambulance (\$175,500); CDBG Program Income-Hayfork Park Improvements (\$117,000); CDBG-North Fork Grange ADA Restrooms (\$111,150); CDBG Program Income-ADA upgrades/HRN Hayfork (\$30,000); CDBG Program Income-Public Facility upgrades/Golden Age Center Weaverville (\$67,860); CDBG CV 2/3-Emergency Shelter Trailers/HRN (\$240,816); CDBG CV 2/3-Covid hardened transport vehicle-Behavioral Health (\$35,000); CDBG-CV 2/3-Business Assistance Grants (\$95,000); Homeless Housing Assistance Program-Round 1 (\$134,666); Emergency Housing (\$14,164.41); Emergency Housing-CV-(\$12,472.43) and several other projects that we have yet to hear if awarded.

The administrative burden of the CDBG is quite cumbersome, and the aforementioned projects add a layer of complexity and project management that is essential to meet the national objectives of federal funding.

The Grants Department has engaged the local homeless Continuum of Care and identified local solutions to our housing and homeless crisis through the Community Stakeholders Group and continues to seek out funding that will increase our Housing Stock while providing realistic options for low-income households and homeless persons. State and Federal housing/homeless funds will be increasing during the 21/22 fiscal year, so the Grants Department had to hire a Housing Program Manager to facilitate the front-line work to expend housing funds; we look forward to seeing the outcomes of this person's work.

In the 21/22 fiscal year, the Grants Department anticipates applying for additional COVID funding for targeted projects, as well as for housing and homeless assistance, local indigent care, Per Capita/parks funding, CalHome-disaster housing rehab, CDBG-2022, and several others.

The final round of the No Place Like Home capital development/affordable housing project funding is coming out in October and we are diligently trying to get site control before that date. There is potential to construct 24-30 units of affordable housing if we are successful!

Library

The Trinity County Library requested new funds for replacement of two library computers. All the computers in the library are more than seven years old. Otherwise, there were no new funds requested in the library's 21/22 budget request beyond annual cost increases.

The Trinity County Library in Weaverville reopened from the lockdown in July of 2020 and resumed all services in June of 2021. The Hayfork Branch Library also reopened in 2021. The Trinity Center Branch reopened and then closed again when the Library Assistant at the branch retired. The position has since been filled and the library is now open.

Goals and Objectives for FY 21/22.

- The library received a LSTA copycat grant for story time-to-go boxes in 2021 and is currently spending the funds.
- The Library continues to work with the CENIC project to provide broadband access to the library through awarded funding and continues to apply for funding that would provide for technology improvements.
- The ZIP program is currently suspended but is expected to resume in late 2021.
- Outside of grant projects, the library intends to focus on the branch libraries in 21/22, updating both locations and their collections.

Solid Waste

Among the top priorities for the current fiscal year are:

- Sites maintenance, starting with brush accumulations and disposal volumes available at sites as well as review and update sites permits as needed and required by regulatory agencies
- Provide recycling opportunities for carpet and mattresses within the county while exploring modification options to restarting other material recycling
- Determine rural compliance requirements and begin implementation of SB 1383 which is a statewide effort to reduce emissions of short-lived climate pollutants (SLCP).
- Stabilize administrative services by staffing and training unfilled positions in the solid waste office. The current staffing level leaves deficiencies in the provision of services concerning the solid waste system: customer inquiries and requests, routing, reporting and general administrative function has declined and needs to be built back up to provide timely response and processing for common tasks.

County Administrative Officer
Richard Kuhns

Senior Financial Analyst
1 FTE

County Counsel

Administrative Clerk II
0.5 FTE

Administrative Coordinator I/II
1 FTE

Solid Waste
28 FTE
Allocated

General Services
7.7 FTE
Allocated

Grants
2 FTE
Allocated

Library
3.05 FTE
Allocated

SORT ORDER: BDT OFCR then ORG KEY; Period Reported: 06/30/21-06/30/21 ;Totals Only

SELECT FUND GROUP: 01-06 ; ACCOUNT CODE: 0100

	Prior	Debit	Credit	Period Bal.	YTD Balance
===== Total ORG KEY 0151 COUNTY FISH & GAME FUND	23,162.59	79.12*	0.00*	79.12	23,241.71
Total ORG KEY 0483 TITLE III FOREST RESERVE	196,413.48	0.00*	0.00*	0.00	196,413.48
Total ORG KEY 0667 TRINITY COUNTY WATERWORKS #1	-6,001.11	587.73*	0.00*	587.73	-5,413.38
 Total BDT OFCR BOFS BOARD OF SUPERVISORS	213,574.96	666.85*	0.00*	666.85	214,241.81

SORT ORDER: BDT OFCR then ORG KEY; Period Reported: 06/30/21-06/30/21 ;Totals Only

SELECT FUND GROUP: 01-06 ; ACCOUNT CODE: 0100

	Prior	Debit	Credit	Period Bal.	YTD Balance
===== Total ORG KEY 0114 AMERICAN RESCUE PLAN ACT	1,193,108.50	0.00*	0.00*	0.00	1,193,108.50
Total ORG KEY 0142 CAPITAL PROJECTS	108,804.22	0.00*	0.00*	0.00	108,804.22
Total ORG KEY 0173 NATURAL RESOURCES	-65,790.14	0.00*	0.00*	0.00	-65,790.14
Total ORG KEY 0174 VEHICLE ABATEMENT	7,835.32	0.00*	1,310.62*	-1,310.62	6,524.70
Total ORG KEY 0182 CDBG REHAB ACCOUNT	-153,321.03	0.00*	0.00*	0.00	-153,321.03
Total ORG KEY 0184 MISC GRANTS	-479,197.16	0.00*	0.00*	0.00	-479,197.16
Total ORG KEY 0189 GRANT PROGRAM INCOME	831,026.25	0.00*	0.00*	0.00	831,026.25
Total ORG KEY 0193 GRANTS ADMINISTRATION	648,251.02	0.00*	16,931.64*	-16,931.64	631,319.38
Total ORG KEY 0194 CALHOME PI	108,328.71	0.00*	0.00*	0.00	108,328.71
Total ORG KEY 0195 HOME PI	225,733.63	0.00*	0.00*	0.00	225,733.63
Total ORG KEY 0445 LANDFILL CLOSURE TRUST	9,716.99	10,000.00*	0.00*	10,000.00	19,716.99
Total ORG KEY 0803 WORKING CAP MOTOR POOL	591,620.45	15,814.91*	12,805.10*	3,009.81	594,630.26
Total ORG KEY 0905 CEMETERY ENTERPRISE	29,821.43	2.56*	1,408.60*	-1,406.04	28,415.39
Total ORG KEY 0920 SOLID WASTE ENTERPRISE	1,000,264.93	136,189.27*	291,081.51*	-154,892.24	845,372.69
 Total BDT OFCR CAO COUNTY ADMINISTRATIVE OFFICER	4,056,203.12	162,006.74*	323,537.47*	-161,530.73	3,894,672.39

103

Trinity County
Budget Officer Summary
CAO Requested Budget

BOFS BOARD OF SUPERVISORS

Dept Description (Fund)	Expenditures	Revenues	Net Income
2740 FISH & GAME COMMISSION (151)	8,250	2,120	(6,130)
8483 TITLE III FOREST RESERVE (483)	191,500	1,500	(190,000)
8667 TRINITY COUNTY WATERWORKS #1 (667)	14,000	7,872	(6,128)
Total BOARD OF SUPERVISORS	213,750	11,492	(202,258)
General Fund Contribution			0
Non General Fund change to Fund Balance			(202,258)

Trinity County
Budget Officer Summary
CAO Requested Budget

CAO COUNTY ADMINISTRATIVE OFFICER

Dept Description (Fund)	Expenditures	Revenues	Net Income
1050 CODE ENFORCE SETTLE AGREEMENTS (101)	86	665,000	664,914
1100 BOARD OF SUPERVISORS (101)	591,305	0	(591,305)
1200 CO ADMINISTRATION (101)	890,054	145,051	(745,003)
1600 COUNTY COUNSEL (101)	752,053	664,519	(87,534)
1750 GENERAL SERVICES (101)	759,796	312,072	(447,724)
1810 COUNTY BUILDING PROGRAM (142)	23,110	0	(23,110)
1950 GRANTS DEPT (184)	0	0	0
1970 CDBG GRANTS (182)	0	0	0
1974 CDBG PI (189)	831,026	0	(831,026)
2050 GRAND JURY (101)	19,909	0	(19,909)
2430 FIRE PROTECTION (101)	22,942	1,200	(21,742)
2700 NATURAL RESOURCES (173)	600	600	0
2950 VEHICLE ABATEMENT (174)	22,928	16,175	(6,753)
3300 ADVERTISING COUNTY RESOURCES (101)	95,000	15	(94,985)
5345 COMMISSION ON AGING (101)	150	0	(150)
6000 LIBRARY (101)	421,588	5,600	(415,988)
8193 GRANTS ADMINISTRATION (193)	1,108,031	1,379,572	271,541
8445 LANDFILL CLOSURE FUND (445)	0	10,000	10,000
8803 WORKING CAP MOTOR POOL (803)	415,298	392,050	(23,248)
9300 CEMETERY ENTERPRISE (905)	15,955	12,700	(3,255)
9500 SOLID WASTE ENTERPRISE (920)	4,099,991	4,034,372	(65,619)
Total COUNTY ADMINISTRATIVE OFFICER	10,069,822	7,638,926	(2,430,896)
General Fund Contribution			(1,759,426)
Non General Fund change to Fund Balance			(671,470)

**Trinity County
Budget Worksheets**

For Fiscal Year 7/1/2021 - 6/30/2022

Function: 01 - General Government

Fund: 101 - GENERAL FUND

Activity: 10 - OTHER GENERAL

Budget Officer: CAO - COUNTY ADMINISTRATIVE OFFICER

Budget Unit: 1050 - CODE ENFORCE SETTLE AGREEMENTS

Classification	Actuals 2019/20	Actuals 2020/21	Requested Budget 2021/22	Recommended Budget 2021/22
Revenues/Financing Sources				
6521 - TRINITY CO ORDINANCE VI	950,600	553,350	500,000	500,000
<i>Fines, Forfeitures & Penalties</i>	950,600	553,350	500,000	500,000
9265 - SHERIFF WORK ALTERNATIV	6,750			
<i>Charges for Current Services</i>	6,750			
9268 - LAWSUIT SETTLEMENTS	216,151	274,403	165,000	165,000
<i>Miscellaneous Revenues</i>	216,151	274,403	165,000	165,000
Revenues/Financing Sources	1,173,501	827,753	665,000	665,000
Expenditures/Financing Uses				
3291 - INTRA-FUND INDIRECT COS	90	97	86	86
<i>Intra-Fund Expenses</i>	90	97	86	86
Expenditures/Financing Uses	90	97	86	86
1050 - CODE ENFORCE SETTLE AGREEMENTS				
600 Revenues/Sources	1,173,501	827,753	665,000	665,000
700 Expenditures/Uses	90	97	86	86
Net	1,173,411	827,656	664,914	664,914
800 Transfers In				
850 Transfers Out				
Total	1,173,411	827,656	664,914	664,914

**Trinity County
Budget Worksheets**

For Fiscal Year 7/1/2021 - 6/30/2022

Function: 01 - General Government

Fund: 101 - GENERAL FUND

Activity: 01 - LEGISLATIVE AND ADMINISTRATIVE

Budget Officer: CAO - COUNTY ADMINISTRATIVE OFFICER

Budget Unit: 1100 - BOARD OF SUPERVISORS

Classification	Actuals 2019/20	Actuals 2020/21	Requested Budget 2021/22	Recommended Budget 2021/22
Revenues/Financing Sources				
7190 - STATE GRANT INCOME		438,253		
<i>Government Aid - State</i>		438,253		
9256 - REFUNDS FOR PRIOR YR EX	2,178	8,052		
<i>Miscellaneous Revenues</i>	2,178	8,052		
9297 - PRIOR YEAR ADJUSTMENT		12,470		
<i>Prior Period Revenue</i>		12,470		
Revenues/Financing Sources	2,178	458,776	0	0
Expenditures/Financing Uses				
1010 - REGULAR SALARY	182,463	180,983	178,000	178,000
1100 - SOCIAL SECURITY	13,041	13,214	13,893	13,893
1200 - PERS RETIREMENT	70,678	73,319	75,828	75,828
1300 - BENEFITS	65,808	70,170	80,948	80,948
1301 - GROUP INSURANCE RETIREE	98,689	85,545	80,763	81,463
1500 - WORKERS COMPENSATION	3,665	10,970	10,916	10,916
<i>Salaries and Benefits</i>	434,346	434,204	440,348	441,048
2060 - COMMUNICATIONS	6,336	5,808	6,180	6,180
2240 - MEMBERSHIPS	8,980	7,615	9,600	9,600
2260 - OFFICE EXPENSES	5,041	5,366	4,500	4,500
2300 - PROFESSIONAL & SPECIAL	11,286	113,939	20,000	20,000
2500 - PUBLICATIONS & NOTICES	136	1,658	250	250
2700 - SPECIAL DEPARTMENTAL EX	392	52,758	1,100	1,100
2750 - TRAVEL	26,977	14,998	35,000	35,000
2756 - TRAINING	1,541			
2850 - UTILITIES	5,000	5,000	5,000	5,000
<i>Services and Supplies</i>	65,691	207,145	81,630	81,630
2399 - PROF SVCS - INTERFUND	2,700			
<i>Interfund Expenses</i>	2,700			
2101 - INTRA-FUND INSURANCE EX	6,239	7,130	7,014	7,014
2375 - INTRAFUND PROF & SPECIA			6,000	6,000
3291 - INTRA-FUND INDIRECT COS	68,086	59,190	51,613	51,613
<i>Intra-Fund Expenses</i>	74,325	66,320	64,627	64,627
3200 - CONTRIBUTIONS TO OTHERS	11,126	402,013	4,000	4,000

Trinity County
Budget Worksheets

For Fiscal Year 7/1/2021 - 6/30/2022

Function: 01 - General Government

Fund: 101 - GENERAL FUND

Activity: 01 - LEGISLATIVE AND ADMINISTRATIVE

Budget Officer: CAO - COUNTY ADMINISTRATIVE OFFICER

Budget Unit: 1100 - BOARD OF SUPERVISORS

Classification	Actuals 2019/20	Actuals 2020/21	Requested Budget 2021/22	Recommended Budget 2021/22
<i>Other Charges</i>	11,126	402,013	4,000	4,000
Expenditures/Financing Uses	588,190	1,109,683	590,605	591,305
Transfers-Out				
Transfers-Out	0	0	0	0
1100 - BOARD OF SUPERVISORS				
600 Revenues/Sources	2,178	458,776		
700 Expenditures/Uses	588,190	1,109,683	590,605	591,305
Net	(586,011)	(650,906)	(590,605)	(591,305)
800 Transfers In				
850 Transfers Out				
Total	(586,011)	(650,906)	(590,605)	(591,305)

**Trinity County
Budget Worksheets**

For Fiscal Year 7/1/2021 - 6/30/2022

Function: 01 - General Government

Fund: 101 - GENERAL FUND

Activity: 01 - LEGISLATIVE AND ADMINISTRATIVE

Budget Officer: CAO - COUNTY ADMINISTRATIVE OFFICER

Budget Unit: 1200 - CO ADMINISTRATION

Classification	Actuals 2019/20	Actuals 2020/21	Requested Budget 2021/22	Recommended Budget 2021/22
Revenues/Financing Sources				
7190 - STATE GRANT INCOME		8,446		
<i>Government Aid - State</i>		8,446		
7801 - FEDERAL GRANT INCOME	2,424			
<i>Government Aid - Federal</i>	2,424			
8016 - CHG CURR SVC: DIRECT CH	13,764	14,260	14,000	14,000
<i>Charges for Current Services</i>	13,764	14,260	14,000	14,000
8900 - INTERFUND REVENUE		21,946		10,000
8901 - INTERFUND REVENUE-INDIR	36,456	(33,480)	95,934	95,934
<i>Interfund Revenue</i>	36,456	(11,533)	95,934	105,934
8950 - INTRA-FUND TRANSFER	12,109	(23,214)	23,617	23,617
<i>Intra-Fund Transfers</i>	12,109	(23,214)	23,617	23,617
9256 - REFUNDS FOR PRIOR YR EX	1,960	1,894		
9299 - OTHER REVENUE	5,200	10,239	1,500	1,500
<i>Miscellaneous Revenues</i>	7,160	12,133	1,500	1,500
9297 - PRIOR YEAR ADJUSTMENT		11,223		
<i>Prior Period Revenue</i>		11,223		
Revenues/Financing Sources	71,913	11,316	135,051	145,051
Expenditures/Financing Uses				
1010 - REGULAR SALARY	256,828	270,941	318,525	318,525
1020 - EXTRA HELP SALARY	51			
1030 - OVERTIME SALARY	207	111		
1100 - SOCIAL SECURITY	19,934	20,257	24,473	24,473
1200 - PERS RETIREMENT	99,517	107,579	135,691	135,691
1300 - BENEFITS	35,641	37,476	43,936	43,936
1301 - GROUP INSURANCE RETIREE	88,820	76,991	72,687	73,317
1400 - UNEMPLOYMENT INSURANCE	2,091	2,435	2,450	2,450
1500 - WORKERS COMPENSATION	3,298	3,715	3,367	3,367
<i>Salaries and Benefits</i>	506,390	519,509	601,129	601,759
2060 - COMMUNICATIONS	6,667	5,698	6,752	6,752
2240 - MEMBERSHIPS	1,555	1,588	2,130	2,130
2260 - OFFICE EXPENSES	7,213	7,215	6,000	6,000

Trinity County
Budget Worksheets

For Fiscal Year 7/1/2021 - 6/30/2022

Function: 01 - General Government

Fund: 101 - GENERAL FUND

Activity: 01 - LEGISLATIVE AND ADMINISTRATIVE

Budget Officer: CAO - COUNTY ADMINISTRATIVE OFFICER

Budget Unit: 1200 - CO ADMINISTRATION

Classification	Actuals 2019/20	Actuals 2020/21	Requested Budget 2021/22	Recommended Budget 2021/22
2300 - PROFESSIONAL & SPECIAL	86,276	70,667	121,500	316,500
2313 - PHYSICALS & DRUG TESTIN		49	75	75
2500 - PUBLICATIONS & NOTICES	111	119	150	150
2700 - SPECIAL DEPARTMENTAL EX		36,080	12,750	12,750
2750 - TRAVEL	7,092	570	5,000	5,000
2756 - TRAINING			1,000	1,000
<i>Services and Supplies</i>	108,916	121,987	155,357	350,357
2375 - INTRAFUND PROF & SPECIA			2,000	2,000
5100 - COST APPLIED	(65,644)	(54,647)	(64,082)	(64,082)
<i>Intra-Fund Expenses</i>	(65,644)	(54,647)	(62,082)	(62,082)
3232 - CONTR TO AGENCY FUNDS			20	20
<i>Other Charges</i>			20	20
Expenditures/Financing Uses	549,663	586,850	694,424	890,054
Transfers-Out				
Transfers-Out	0	0	0	0
<hr/>				
1200 - CO ADMINISTRATION				
600 Revenues/Sources	71,913	11,316	135,051	145,051
700 Expenditures/Uses	549,663	586,850	694,424	890,054
Net	(477,749)	(575,534)	(559,373)	(745,003)
800 Transfers In				
850 Transfers Out				
Total	(477,749)	(575,534)	(559,373)	(745,003)

**Trinity County
Budget Worksheets**

For Fiscal Year 7/1/2021 - 6/30/2022

Function: 01 - General Government

Fund: 101 - GENERAL FUND

Activity: 03 - COUNSEL

Budget Officer: CAO - COUNTY ADMINISTRATIVE OFFICER

Budget Unit: 1600 - COUNTY COUNSEL

Classification	Actuals 2019/20	Actuals 2020/21	Requested Budget 2021/22	Recommended Budget 2021/22
Revenues/Financing Sources				
8016 - CHG CURR SVC: DIRECT CH	313	233	200	200
<i>Charges for Current Services</i>	313	233	200	200
8900 - INTERFUND REVENUE	616,152	508,703	586,700	586,700
8901 - INTERFUND REVENUE-INDIR	(45,550)	(59,401)	32,969	32,969
<i>Interfund Revenue</i>	570,602	449,302	619,669	619,669
8950 - INTRA-FUND TRANSFER		25,318	44,650	44,650
<i>Intra-Fund Transfers</i>		25,318	44,650	44,650
Revenues/Financing Sources	570,915	474,853	664,519	664,519
Expenditures/Financing Uses				
2240 - MEMBERSHIPS	2,855	2,998	3,100	3,100
2260 - OFFICE EXPENSES	97	138	100	100
2300 - PROFESSIONAL & SPECIAL	750,394	655,853	758,000	758,000
2500 - PUBLICATIONS & NOTICES			100	100
2700 - SPECIAL DEPARTMENTAL EX			100	100
<i>Services and Supplies</i>	753,346	658,989	761,400	761,400
5100 - COST APPLIED	(33,603)	4,873	(9,347)	(9,347)
<i>Intra-Fund Expenses</i>	(33,603)	4,873	(9,347)	(9,347)
Expenditures/Financing Uses	719,743	663,862	752,053	752,053
Transfers-Out				
Transfers-Out	0	0	0	0
1600 - COUNTY COUNSEL				
600 Revenues/Sources	570,915	474,853	664,519	664,519
700 Expenditures/Uses	719,743	663,862	752,053	752,053
Net	(148,828)	(189,008)	(87,534)	(87,534)
800 Transfers In				
850 Transfers Out				
Total	(148,828)	(189,008)	(87,534)	(87,534)

Trinity County
Budget Worksheets

For Fiscal Year 7/1/2021 - 6/30/2022

Function: 02 - Public Protection

Fund: 101 - GENERAL FUND

Activity: 21 - JUDICIAL

Budget Officer: CAO - COUNTY ADMINISTRATIVE OFFICER

Budget Unit: 2050 - GRAND JURY

Classification	Actuals 2019/20	Actuals 2020/21	Requested Budget 2021/22	Recommended Budget 2021/22
Revenues/Financing Sources				
9256 - REFUNDS FOR PRIOR YR EX		246		
<i>Miscellaneous Revenues</i>		<i>246</i>		
Revenues/Financing Sources	0	246	0	0
Expenditures/Financing Uses				
2260 - OFFICE EXPENSES		143	200	200
2330 - PROFESSIONAL FEES	1,065	180	5,750	5,750
2500 - PUBLICATIONS & NOTICES			1,400	1,400
2750 - TRAVEL	1,550	184	8,600	8,600
2756 - TRAINING	1,235	1,900	2,500	2,500
<i>Services and Supplies</i>	<i>3,850</i>	<i>2,407</i>	<i>18,450</i>	<i>18,450</i>
2101 - INTRA-FUND INSURANCE EX	214	295	193	193
3291 - INTRA-FUND INDIRECT COS	2,844	4,177	1,266	1,266
<i>Intra-Fund Expenses</i>	<i>3,058</i>	<i>4,472</i>	<i>1,459</i>	<i>1,459</i>
Expenditures/Financing Uses	6,908	6,879	19,909	19,909
2050 - GRAND JURY				
600 Revenues/Sources		246		
700 Expenditures/Uses	6,908	6,879	19,909	19,909
Net	(6,908)	(6,633)	(19,909)	(19,909)
800 Transfers In				
850 Transfers Out				
Total	(6,908)	(6,633)	(19,909)	(19,909)

**Trinity County
Budget Worksheets**

For Fiscal Year 7/1/2021 - 6/30/2022

Function: 02 - Public Protection

Fund: 101 - GENERAL FUND

Activity: 24 - FIRE PROTECTION

Budget Officer: CAO - COUNTY ADMINISTRATIVE OFFICER

Budget Unit: 2430 - FIRE PROTECTION

Classification	Actuals 2019/20	Actuals 2020/21	Requested Budget 2021/22	Recommended Budget 2021/22
Revenues/Financing Sources				
Revenues/Financing Sources	0	0	0	0
Expenditures/Financing Uses				
2140 - EQUIPMENT MAINTENANCE	8,571	8,571	9,500	9,500
2260 - OFFICE EXPENSES	2,179	(6)		
<i>Services and Supplies</i>	<i>10,751</i>	<i>8,564</i>	<i>9,500</i>	<i>9,500</i>
3200 - CONTRIBUTIONS TO OTHERS	10,042	10,789	13,442	13,442
<i>Other Charges</i>	<i>10,042</i>	<i>10,789</i>	<i>13,442</i>	<i>13,442</i>
Expenditures/Financing Uses	20,793	19,353	22,942	22,942
Transfers-In				
9800 - TRANSFER IN	1,087	933	1,200	1,200
<i>Transfers-In</i>	<i>1,087</i>	<i>933</i>	<i>1,200</i>	<i>1,200</i>
Transfers-In	1,087	933	1,200	1,200
2430 - FIRE PROTECTION				
600 Revenues/Sources				
700 Expenditures/Uses	20,793	19,353	22,942	22,942
Net	(20,793)	(19,353)	(22,942)	(22,942)
800 Transfers In	1,087	933	1,200	1,200
850 Transfers Out				
Total	(19,706)	(18,420)	(21,742)	(21,742)

Trinity County
Budget Worksheets

For Fiscal Year 7/1/2021 - 6/30/2022

Function: 02 - Public Protection

Fund: 173 - NATURAL RESOURCES GRANT FUND

Activity: 27 - OTHER PROTECTION

Budget Officer: CAO - COUNTY ADMINISTRATIVE OFFICER

Budget Unit: 2700 - NATURAL RESOURCES

Classification	Actuals 2019/20	Actuals 2020/21	Requested Budget 2021/22	Recommended Budget 2021/22
Revenues/Financing Sources				
6601 - INTEREST	(922)		(1,000)	(1,000)
<i>Use of Money and Property</i>	(922)		(1,000)	(1,000)
Revenues/Financing Sources	(922)	0	(1,000)	(1,000)
Expenditures/Financing Uses				
3290 - INDIRECT COST COUNTY DE	511	582	600	600
<i>Interfund Expenses</i>	511	582	600	600
Expenditures/Financing Uses	511	582	600	600
Transfers-In				
9800 - TRANSFER IN	1,561		1,600	1,600
<i>Transfers-In</i>	1,561		1,600	1,600
Transfers-In	1,561	0	1,600	1,600
Transfers-Out				
Transfers-Out	0	0	0	0
2700 - NATURAL RESOURCES				
600 Revenues/Sources	(922)		(1,000)	(1,000)
700 Expenditures/Uses	511	582	600	600
Net	(1,433)	(582)	(1,600)	(1,600)
800 Transfers In	1,561		1,600	1,600
850 Transfers Out				
Total	127	(582)	0	0

Trinity County
Budget Worksheets

For Fiscal Year 7/1/2021 - 6/30/2022

Function: 02 - Public Protection

Fund: 151 - FISH AND GAME FUND

Activity: 27 - OTHER PROTECTION

Budget Officer: BOFS - BOARD OF SUPERVISORS

Budget Unit: 2740 - FISH & GAME COMMISSION

Classification	Actuals 2019/20	Actuals 2020/21	Requested Budget 2021/22	Recommended Budget 2021/22
Revenues/Financing Sources				
6550 - FINES AND FEES	1,216	1,224	1,300	1,300
<i>Fines, Forfeitures & Penalties</i>	1,216	1,224	1,300	1,300
6601 - INTEREST	307		200	200
<i>Use of Money and Property</i>	307		200	200
7775 - FEDERAL GRAZING FEES	645	621	620	620
<i>Government Aid - Federal</i>	645	621	620	620
Revenues/Financing Sources	2,168	1,845	2,120	2,120
Expenditures/Financing Uses				
2260 - OFFICE EXPENSES	64		200	200
2300 - PROFESSIONAL & SPECIAL	1,000	413	700	700
2301 - COUNTY AUDIT	8			
2500 - PUBLICATIONS & NOTICES		49	300	300
2700 - SPECIAL DEPARTMENTAL EX	850		7,000	7,000
<i>Services and Supplies</i>	1,922	462	8,200	8,200
3290 - INDIRECT COST COUNTY DE			50	50
<i>Interfund Expenses</i>			50	50
Expenditures/Financing Uses	1,922	462	8,250	8,250
2740 - FISH & GAME COMMISSION				
600 Revenues/Sources	2,168	1,845	2,120	2,120
700 Expenditures/Uses	1,922	462	8,250	8,250
Net	246	1,382	(6,130)	(6,130)
800 Transfers In				
850 Transfers Out				
Total	246	1,382	(6,130)	(6,130)

**Trinity County
Budget Worksheets**

For Fiscal Year 7/1/2021 - 6/30/2022

Function: 01 - General Government

Fund: 101 - GENERAL FUND

Activity: 09 - PROMOTION

Budget Officer: CAO - COUNTY ADMINISTRATIVE OFFICER

Budget Unit: 3300 - ADVERTISING COUNTY RESOURCES

Classification	Actuals 2019/20	Actuals 2020/21	Requested Budget 2021/22	Recommended Budget 2021/22
Revenues/Financing Sources				
9119 - OTHER SALES	602	15	15	15
<i>Miscellaneous Revenues</i>	<i>602</i>	<i>15</i>	<i>15</i>	<i>15</i>
Revenues/Financing Sources	602	15	15	15
Expenditures/Financing Uses				
3200 - CONTRIBUTIONS TO OTHERS	75,000	70,000	70,000	70,000
3228 - CONTR TO TRINITY CNTY F	25,000	25,000	25,000	25,000
<i>Other Charges</i>	<i>100,000</i>	<i>95,000</i>	<i>95,000</i>	<i>95,000</i>
Expenditures/Financing Uses	100,000	95,000	95,000	95,000
Transfers-Out				
Transfers-Out	0	0	0	0
3300 - ADVERTISING COUNTY RESOURCES				
600 Revenues/Sources	602	15	15	15
700 Expenditures/Uses	100,000	95,000	95,000	95,000
Net	(99,397)	(94,984)	(94,985)	(94,985)
800 Transfers In				
850 Transfers Out				
Total	(99,397)	(94,984)	(94,985)	(94,985)

**Trinity County
Budget Worksheets**

For Fiscal Year 7/1/2021 - 6/30/2022

Function: 05 - Public Assistance

Fund: 101 - GENERAL FUND

Activity: 56 - OTHER ASSISTANCE

Budget Officer: CAO - COUNTY ADMINISTRATIVE OFFICER

Budget Unit: 5345 - COMMISSION ON AGING

Classification	Actuals 2019/20	Actuals 2020/21	Requested Budget 2021/22	Recommended Budget 2021/22
Revenues/Financing Sources				
Revenues/Financing Sources	0	0	0	0
Expenditures/Financing Uses				
2260 - OFFICE EXPENSES			50	50
2600 - RENTS AND LEASES-EQUIPM			50	50
2750 - TRAVEL			50	50
<i>Services and Supplies</i>			<i>150</i>	<i>150</i>
Expenditures/Financing Uses	0	0	150	150
5345 - COMMISSION ON AGING				
600 Revenues/Sources				
700 Expenditures/Uses			150	150
Net			(150)	(150)
800 Transfers In				
850 Transfers Out				
Total	0	0	(150)	(150)

Trinity County
Budget Worksheets

For Fiscal Year 7/1/2021 - 6/30/2022

Function: 04 - Health and Sanitation

Fund: 114 - AMERICAN RESCUE PLAN ACT

Activity: 56 - OTHER ASSISTANCE

Budget Officer: CAO - COUNTY ADMINISTRATIVE OFFICER

Budget Unit: 8114 - AMERICAN RESCUE PLAN ACT

Classification	Actuals 2019/20	Actuals 2020/21	Requested Budget 2021/22	Recommended Budget 2021/22
<hr/>				
Revenues/Financing Sources				
7801 - FEDERAL GRANT INCOME		1,193,108		
<i>Government Aid - Federal</i>		<i>1,193,108</i>		
<hr/>				
Revenues/Financing Sources	0	1,193,108	0	0
<hr/>				
8114 - AMERICAN RESCUE PLAN ACT				
600 Revenues/Sources		1,193,108		
700 Expenditures/Uses				
Net		1,193,108		
800 Transfers In				
850 Transfers Out				
<hr/>				
Total	0	1,193,108	0	0

Trinity County
Budget Worksheets

For Fiscal Year 7/1/2021 - 6/30/2022

Function: 01 - General Government

Fund: 483 - FOREST RESERVE TITLE III

Activity: 02 - FINANCE

Budget Officer: BOFS - BOARD OF SUPERVISORS

Budget Unit: 8483 - TITLE III FOREST RESERVE

Classification	Actuals 2019/20	Actuals 2020/21	Requested Budget 2021/22	Recommended Budget 2021/22
Revenues/Financing Sources				
6601 - INTEREST	1,991			
<i>Use of Money and Property</i>	1,991			
6061 - PUBLIC SAFETY FUND PROP			1,500	1,500
<i>Government Aid - State</i>			1,500	1,500
7770 - FEDERAL FOREST RESERVE	85,286	80,112		
<i>Government Aid - Federal</i>	85,286	80,112		
Revenues/Financing Sources	87,278	80,112	1,500	1,500
Expenditures/Financing Uses				
2301 - COUNTY AUDIT	83			
2500 - PUBLICATIONS & NOTICES	341		500	500
<i>Services and Supplies</i>	425		500	500
3290 - INDIRECT COST COUNTY DE	1,401	771	1,000	1,000
<i>Interfund Expenses</i>	1,401	771	1,000	1,000
3200 - CONTRIBUTIONS TO OTHERS	91,075	30,699	190,000	190,000
<i>Other Charges</i>	91,075	30,699	190,000	190,000
Expenditures/Financing Uses	92,901	31,470	191,500	191,500
Transfers-In				
Transfers-In	0	0	0	0
Transfers-Out				
Transfers-Out	0	0	0	0

Trinity County
Budget Worksheets

For Fiscal Year 7/1/2021 - 6/30/2022

Function: 01 - General Government

Fund: 483 - FOREST RESERVE TITLE III

Activity: 02 - FINANCE

Budget Officer: BOFS - BOARD OF SUPERVISORS

Budget Unit: 8483 - TITLE III FOREST RESERVE

Classification	Actuals 2019/20	Actuals 2020/21	Requested Budget 2021/22	Recommended Budget 2021/22
8483 - TITLE III FOREST RESERVE				
600 Revenues/Sources	87,278	80,112	1,500	1,500
700 Expenditures/Uses	92,901	31,470	191,500	191,500
Net	(5,622)	48,641	(190,000)	(190,000)
800 Transfers In				
850 Transfers Out				
Total	(5,622)	48,641	(190,000)	(190,000)

**Trinity County
Budget Worksheets**

For Fiscal Year 7/1/2021 - 6/30/2022

Function: 01 - General Government

Fund: 667 - TRINITY COUNTY WATERWORKS #1

Activity: 25 - FLOOD CONTROL/SOIL/WATER CNSV

Budget Officer: BOFS - BOARD OF SUPERVISORS

Budget Unit: 8667 - TRINITY COUNTY WATERWORKS #1

Classification	Actuals 2019/20	Actuals 2020/21	Requested Budget 2021/22	Recommended Budget 2021/22
Revenues/Financing Sources				
6010 - CURRENT SECURED	7,569	8,131	7,500	7,500
6020 - CURRENT UNSECURED PROP	149	137	140	140
6040 - PRIOR UNSECURED	4	7	2	2
6090 - SUPPLEMENTAL TAX - CURR	101	197	125	125
<i>Property Taxes</i>	7,823	8,473	7,767	7,767
6601 - INTEREST	33		30	30
<i>Use of Money and Property</i>	33		30	30
7430 - STATE HOPTR	74	73	75	75
<i>Government Aid - State</i>	74	73	75	75
Revenues/Financing Sources	7,932	8,547	7,872	7,872
Expenditures/Financing Uses				
2700 - SPECIAL DEPARTMENTAL EX	11,669	13,964	14,000	14,000
<i>Services and Supplies</i>	11,669	13,964	14,000	14,000
Expenditures/Financing Uses	11,669	13,964	14,000	14,000
8667 - TRINITY COUNTY WATERWORKS #1				
600 Revenues/Sources	7,932	8,547	7,872	7,872
700 Expenditures/Uses	11,669	13,964	14,000	14,000
Net	(3,736)	(5,416)	(6,128)	(6,128)
800 Transfers In				
850 Transfers Out				
Total	(3,736)	(5,416)	(6,128)	(6,128)

Trinity County Budget Worksheets

For Fiscal Year 7/1/2021 - 6/30/2022

Function: 01 - General Government

Fund: 101 - GENERAL FUND

Activity: 07 - PROPERTY MANAGEMENT

Budget Officer: CAO - COUNTY ADMINISTRATIVE OFFICER

Budget Unit: 1750 - GENERAL SERVICES

Classification	Actuals 2019/20	Actuals 2020/21	Requested Budget 2021/22	Recommended Budget 2021/22
Revenues/Financing Sources				
6651 - LOWDEN PARK RENT	1,795	466	1,800	1,800
6652 - VETERANS HALL BUILDING	1,973	996	3,000	3,000
6659 - MISCELLANEOUS RENTS	63,642	67,252	67,000	67,000
<i>Use of Money and Property</i>	67,412	68,715	71,800	71,800
7190 - STATE GRANT INCOME		11,333		
<i>Government Aid - State</i>		11,333		
8016 - CHG CURR SVC: DIRECT CH	33,264	34,290	35,000	35,000
8034 - CUR SVCS-BLDG MAINT & G	55,977	42,220	57,000	57,000
<i>Charges for Current Services</i>	89,241	76,510	92,000	92,000
8900 - INTERFUND REVENUE	24,672	90,636	18,000	18,000
8901 - INTERFUND REVENUE-INDIR	144,909	125,260	130,000	130,000
<i>Interfund Revenue</i>	169,581	215,896	148,000	148,000
8950 - INTRA-FUND TRANSFER	(16,904)	(5,095)	(628)	(628)
<i>Intra-Fund Transfers</i>	(16,904)	(5,095)	(628)	(628)
9253 - INSURANCE PROCEEDS	2,643			
9254 - RESTITUTION		542	400	400
9255 - CANCEL STALE DATED WARR	107			
9256 - REFUNDS FOR PRIOR YR EX	14,688	18,191		
9299 - OTHER REVENUE	81	740	500	500
9590 - REIMBURSABLES		268		
<i>Miscellaneous Revenues</i>	17,521	19,743	900	900
9297 - PRIOR YEAR ADJUSTMENT		18,705		
<i>Prior Period Revenue</i>		18,705		
Revenues/Financing Sources	326,852	405,809	312,072	312,072
Expenditures/Financing Uses				
1010 - REGULAR SALARY	261,541	291,240	320,259	320,259
1030 - OVERTIME SALARY		1,126		
1100 - SOCIAL SECURITY	21,767	24,100	24,500	24,500
1200 - PERS RETIREMENT	101,397	118,077	136,430	136,430
1210 - LIUNA PENSION	3,633	3,921	3,952	3,952
1300 - BENEFITS	53,198	54,805	74,711	74,711
1301 - GROUP INSURANCE RETIREE	148,034	128,318	121,144	122,194

Trinity County Budget Worksheets

For Fiscal Year 7/1/2021 - 6/30/2022

Function: 01 - General Government

Fund: 101 - GENERAL FUND

Activity: 07 - PROPERTY MANAGEMENT

Budget Officer: CAO - COUNTY ADMINISTRATIVE OFFICER

Budget Unit: 1750 - GENERAL SERVICES

Classification	Actuals 2019/20	Actuals 2020/21	Requested Budget 2021/22	Recommended Budget 2021/22
1400 - UNEMPLOYMENT INSURANCE	3,430	3,430	3,430	3,430
1500 - WORKERS COMPENSATION	31,195	22,637	12,976	12,976
<i>Salaries and Benefits</i>	624,198	647,657	697,402	698,452
2050 - CLOTHING AND PERSONAL	301	258	350	350
2060 - COMMUNICATIONS	5,073	4,634	4,800	4,800
2090 - HOUSEHOLD	21,210	25,119	26,000	26,000
2100 - INSURANCE	81	488		
2140 - EQUIPMENT MAINTENANCE	5,548	3,011	4,200	4,200
2141 - MAINT OF EQUIP:SOFTWARE	4,316	4,424	4,540	4,540
2150 - MAINTENANCE OF STRUCTUR	40,978	58,552	53,000	53,000
2220 - MEDICAL, DENTAL & LAB S	79	523	200	200
2260 - OFFICE EXPENSES	3,862	2,607	3,460	3,460
2300 - PROFESSIONAL & SPECIAL	57,659	38,136	65,000	65,000
2313 - PHYSICALS & DRUG TESTIN			500	500
2500 - PUBLICATIONS & NOTICES			100	100
2630 - RENTS & LEASES-STRUCTUR	18,746	18,433	18,550	18,550
2660 - SMALL TOOLS & INSTRUMEN	4,498	4,418	4,000	4,000
2700 - SPECIAL DEPARTMENTAL EX	945	1,091	1,100	1,100
2750 - TRAVEL	20,224	16,851	25,000	25,000
2756 - TRAINING			600	600
2850 - UTILITIES	81,681	88,426	87,000	87,000
<i>Services and Supplies</i>	265,208	266,977	298,400	298,400
2199 - INTERFUND MAINTENANCE E		881	1,000	1,000
2399 - PROF SVCS - INTERFUND	593	107	100	100
2799 - INTERFUND FUEL/TRVL EXP	8,200	7,045	8,500	8,500
<i>Interfund Expenses</i>	8,793	8,033	9,600	9,600
5100 - COST APPLIED	(339,020)	(250,547)	(306,656)	(306,656)
<i>Intra-Fund Expenses</i>	(339,020)	(250,547)	(306,656)	(306,656)
4200 - FIXED ASSETS - STRUCT &			12,000	12,000
4300 - FIXED ASSET - EQUIPMENT		17,895	6,000	6,000
<i>Fixed Assets</i>		17,895	18,000	18,000
Expenditures/Financing Uses	559,180	690,018	716,746	717,796
Transfers-In				
Transfers-In	0	0	0	0

**Trinity County
Budget Worksheets**

For Fiscal Year 7/1/2021 - 6/30/2022

Function: 01 - General Government

Fund: 101 - GENERAL FUND

Activity: 07 - PROPERTY MANAGEMENT

Budget Officer: CAO - COUNTY ADMINISTRATIVE OFFICER

Budget Unit: 1750 - GENERAL SERVICES

Classification	Actuals 2019/20	Actuals 2020/21	Requested Budget 2021/22	Recommended Budget 2021/22
Transfers-Out				
5500 - TRANSFER OUT:			42,000	42,000
<i>Other Financing Uses</i>			42,000	42,000
Transfers-Out	0	0	42,000	42,000
1750 - GENERAL SERVICES				
600 Revenues/Sources	326,852	405,809	312,072	312,072
700 Expenditures/Uses	559,180	690,018	716,746	717,796
Net	(232,327)	(284,208)	(404,674)	(405,724)
800 Transfers In				
850 Transfers Out			42,000	42,000
Total	(232,327)	(284,208)	(446,674)	(447,724)

**Trinity County
Budget Worksheets**

For Fiscal Year 7/1/2021 - 6/30/2022

Function: 01 - General Government

Fund: 142 - CAPITAL PROJECTS

Activity: 08 - PLANT ACQUISITION

Budget Officer: CAO - COUNTY ADMINISTRATIVE OFFICER

Budget Unit: 1810 - COUNTY BUILDING PROGRAM

Classification	Actuals 2019/20	Actuals 2020/21	Requested Budget 2021/22	Recommended Budget 2021/22
Revenues/Financing Sources				
Revenues/Financing Sources	0	0	0	0
Expenditures/Financing Uses				
2260 - OFFICE EXPENSES	7		10	10
2300 - PROFESSIONAL & SPECIAL	16,496			
2301 - COUNTY AUDIT	77			
<i>Services and Supplies</i>	16,580		10	10
2399 - PROF SVCS - INTERFUND	289			
3290 - INDIRECT COST COUNTY DE			100	100
4299 - FIXED ASSETS-STRUCTURE-	1,007			
<i>Interfund Expenses</i>	1,296		100	100
4200 - FIXED ASSETS - STRUCT &	56,289	22,206	23,000	23,000
<i>Fixed Assets</i>	56,289	22,206	23,000	23,000
Expenditures/Financing Uses	74,166	22,206	23,110	23,110
Transfers-In				
Transfers-In	0	0	0	0
Transfers-Out				
Transfers-Out	0	0	0	0
1810 - COUNTY BUILDING PROGRAM				
600 Revenues/Sources				
700 Expenditures/Uses	74,166	22,206	23,110	23,110
Net	(74,166)	(22,206)	(23,110)	(23,110)
800 Transfers In				
850 Transfers Out				
Total	(74,166)	(22,206)	(23,110)	(23,110)

Trinity County Budget Worksheets

For Fiscal Year 7/1/2021 - 6/30/2022

Function: 02 - Public Protection

Fund: 174 - VEHICLE ABATEMENT

Activity: 27 - OTHER PROTECTION

Budget Officer: CAO - COUNTY ADMINISTRATIVE OFFICER

Budget Unit: 2950 - VEHICLE ABATEMENT

Classification	Actuals 2019/20	Actuals 2020/21	Requested Budget 2021/22	Recommended Budget 2021/22
Revenues/Financing Sources				
6601 - INTEREST	172		175	175
<i>Use of Money and Property</i>	172		175	175
7061 - STATE VEHICLE ABATEMENT	15,864	12,620	16,000	16,000
<i>Government Aid - State</i>	15,864	12,620	16,000	16,000
9255 - CANCEL STALE DATED WARR	2			
9256 - REFUNDS FOR PRIOR YR EX	87	205		
<i>Miscellaneous Revenues</i>	89	205		
9297 - PRIOR YEAR ADJUSTMENT		498		
<i>Prior Period Revenue</i>		498		
Revenues/Financing Sources	16,126	13,324	16,175	16,175
Expenditures/Financing Uses				
1010 - REGULAR SALARY	5,617	5,707	6,577	6,577
1100 - SOCIAL SECURITY	429	436	503	503
1301 - GROUP INSURANCE RETIREE	3,947	3,421	3,231	3,259
1400 - UNEMPLOYMENT INSURANCE	393	399	461	461
1500 - WORKERS COMPENSATION	147	165	150	150
<i>Salaries and Benefits</i>	10,534	10,129	10,922	10,950
2060 - COMMUNICATIONS	28	28	30	30
2090 - HOUSEHOLD			25	25
2100 - INSURANCE	145	134	179	179
2260 - OFFICE EXPENSES	256	126	60	60
2300 - PROFESSIONAL & SPECIAL	3,988	3,650	3,500	3,500
2301 - COUNTY AUDIT	14			
2313 - PHYSICALS & DRUG TESTIN			50	50
2500 - PUBLICATIONS & NOTICES		27	50	50
2630 - RENTS & LEASES-STRUCTUR	183	183	184	184
2850 - UTILITIES	1,997	288	2,000	2,000
<i>Services and Supplies</i>	6,614	4,439	6,078	6,078
1299 - INTERFUND EXPENSE UAL	(918)			
2799 - INTERFUND FUEL/TRVL EXP	345	169	400	400
3290 - INDIRECT COST COUNTY DE	4,171	5,251	5,500	5,500
<i>Interfund Expenses</i>	3,598	5,420	5,900	5,900

Trinity County
Budget Worksheets

For Fiscal Year 7/1/2021 - 6/30/2022

Function: 02 - Public Protection

Fund: 174 - VEHICLE ABATEMENT

Activity: 27 - OTHER PROTECTION

Budget Officer: CAO - COUNTY ADMINISTRATIVE OFFICER

Budget Unit: 2950 - VEHICLE ABATEMENT

Classification	Actuals 2019/20	Actuals 2020/21	Requested Budget 2021/22	Recommended Budget 2021/22
Expenditures/Financing Uses	20,747	19,989	22,900	22,928
Transfers-In				
Transfers-In	0	0	0	0
2950 - VEHICLE ABATEMENT				
600 Revenues/Sources	16,126	13,324	16,175	16,175
700 Expenditures/Uses	20,747	19,989	22,900	22,928
Net	(4,621)	(6,665)	(6,725)	(6,753)
800 Transfers In				
850 Transfers Out				
Total	(4,621)	(6,665)	(6,725)	(6,753)

**Trinity County
Budget Worksheets**

For Fiscal Year 7/1/2021 - 6/30/2022

Function: 01 - General Government

Fund: 803 - WORKING CAPITAL MOTOR POOL

Activity: 92 - INTERNAL SERVICE FUND

Budget Officer: CAO - COUNTY ADMINISTRATIVE OFFICER

Budget Unit: 8803 - WORKING CAP MOTOR POOL

Classification	Actuals 2019/20	Actuals 2020/21	Requested Budget 2021/22	Recommended Budget 2021/22
Revenues/Financing Sources				
6601 - INTEREST	4,475		5,000	5,000
<i>Use of Money and Property</i>	4,475		5,000	5,000
8891 - MOTOR POOL USAGE	235,047	187,025	200,000	200,000
8892 - MOTOR POOL USE - ENTERP	101		50	50
<i>Charges for Current Services</i>	235,148	187,025	200,050	200,050
8900 - INTERFUND REVENUE		147		
<i>Interfund Revenue</i>		147		
9256 - REFUNDS FOR PRIOR YR EX		14,649		
<i>Miscellaneous Revenues</i>		14,649		
9297 - PRIOR YEAR ADJUSTMENT		394		
<i>Prior Period Revenue</i>		394		
9801 - SALE OF FIXED ASSETS	6,128			
<i>Other Financing Sources</i>	6,128			
Revenues/Financing Sources	245,752	202,217	205,050	205,050
Expenditures/Financing Uses				
2100 - INSURANCE	17,562	20,675	27,468	27,468
2140 - EQUIPMENT MAINTENANCE	40,807	46,773	50,000	50,000
2260 - OFFICE EXPENSES	148	70	80	80
2300 - PROFESSIONAL & SPECIAL	12,351	8,520	10,000	10,000
2301 - COUNTY AUDIT	106			
2750 - TRAVEL			100	100
<i>Services and Supplies</i>	70,975	76,039	87,648	87,648
3290 - INDIRECT COST COUNTY DE			150	150
<i>Interfund Expenses</i>			150	150
4300 - FIXED ASSET - EQUIPMENT		29,443	252,500	217,500
<i>Fixed Assets</i>		29,443	252,500	217,500
4500 - DEPRECIATION EXPENSE-EQ	121,256		110,000	110,000
DEPRECIATION	121,256		110,000	110,000
Expenditures/Financing Uses	192,232	105,482	450,298	415,298

Trinity County
Budget Worksheets

For Fiscal Year 7/1/2021 - 6/30/2022

Function: 01 - General Government

Fund: 803 - WORKING CAPITAL MOTOR POOL

Activity: 92 - INTERNAL SERVICE FUND

Budget Officer: CAO - COUNTY ADMINISTRATIVE OFFICER

Budget Unit: 8803 - WORKING CAP MOTOR POOL

Classification	Actuals 2019/20	Actuals 2020/21	Requested Budget 2021/22	Recommended Budget 2021/22
Transfers-In				
9800 - TRANSFER IN	29,443	28,246	187,000	187,000
<i>Transfers-In</i>	<i>29,443</i>	<i>28,246</i>	<i>187,000</i>	<i>187,000</i>
Transfers-In	29,443	28,246	187,000	187,000
Transfers-Out				
Transfers-Out	0	0	0	0
<hr/>				
8803 - WORKING CAP MOTOR POOL				
600 Revenues/Sources	245,752	202,217	205,050	205,050
700 Expenditures/Uses	192,232	105,482	450,298	415,298
Net	53,519	96,734	(245,248)	(210,248)
800 Transfers In	29,443	28,246	187,000	187,000
850 Transfers Out				
Total	82,962	124,981	(58,248)	(23,248)

Trinity County Budget Worksheets

For Fiscal Year 7/1/2021 - 6/30/2022

Function: 02 - Public Protection

Fund: 905 - CEMETERY ENTERPRISE FUND

Activity: 00 - NOT APPLICABLE

Budget Officer: CAO - COUNTY ADMINISTRATIVE OFFICER

Budget Unit: 9300 - CEMETERY ENTERPRISE

Classification	Actuals 2019/20	Actuals 2020/21	Requested Budget 2021/22	Recommended Budget 2021/22
Revenues/Financing Sources				
8862 - GRAVESITES	7,695	11,405	11,000	11,000
<i>Licenses, Permits & Franchises</i>	7,695	11,405	11,000	11,000
6601 - INTEREST	495		400	400
<i>Use of Money and Property</i>	495		400	400
8202 - ADMIN FEES	726	1,320	1,300	1,300
<i>Charges for Current Services</i>	726	1,320	1,300	1,300
9256 - REFUNDS FOR PRIOR YR EX		25		
<i>Miscellaneous Revenues</i>		25		
9297 - PRIOR YEAR ADJUSTMENT		2		
<i>Prior Period Revenue</i>		2		
Revenues/Financing Sources	8,916	12,753	12,700	12,700
Expenditures/Financing Uses				
2100 - INSURANCE	30	23	25	25
2140 - EQUIPMENT MAINTENANCE		137	100	100
2150 - MAINTENANCE OF STRUCTUR	102	295	200	200
2260 - OFFICE EXPENSES	53	108	55	55
2300 - PROFESSIONAL & SPECIAL	11,577	14,848	15,000	15,000
2301 - COUNTY AUDIT	15			
2660 - SMALL TOOLS & INSTRUMEN	45		50	50
2850 - UTILITIES	200	200	500	500
<i>Services and Supplies</i>	12,025	15,614	15,930	15,930
3290 - INDIRECT COST COUNTY DE			25	25
<i>Interfund Expenses</i>			25	25
Expenditures/Financing Uses	12,025	15,614	15,955	15,955
Transfers-In				
Transfers-In	0	0	0	0
Transfers-Out				
Transfers-Out	0	0	0	0

Trinity County
Budget Worksheets

For Fiscal Year 7/1/2021 - 6/30/2022

Function: 02 - Public Protection

Fund: 905 - CEMETERY ENTERPRISE FUND

Activity: 00 - NOT APPLICABLE

Budget Officer: CAO - COUNTY ADMINISTRATIVE OFFICER

Budget Unit: 9300 - CEMETERY ENTERPRISE

Classification	Actuals 2019/20	Actuals 2020/21	Requested Budget 2021/22	Recommended Budget 2021/22
9300 - CEMETERY ENTERPRISE				
600 Revenues/Sources	8,916	12,753	12,700	12,700
700 Expenditures/Uses	12,025	15,614	15,955	15,955
Net	(3,109)	(2,861)	(3,255)	(3,255)
800 Transfers In				
850 Transfers Out				
Total	(3,109)	(2,861)	(3,255)	(3,255)

**Trinity County
Budget Worksheets**

For Fiscal Year 7/1/2021 - 6/30/2022

Function: 01 - General Government

Fund: 184 - MISCELLANEOUS GRANTS

Activity: 10 - OTHER GENERAL

Budget Officer: CAO - COUNTY ADMINISTRATIVE OFFICER

Budget Unit: 1950 - GRANTS DEPT

Classification	Actuals 2019/20	Actuals 2020/21	Requested Budget 2021/22	Recommended Budget 2021/22
Revenues/Financing Sources				
6601 - INTEREST	(6,781)		(7,000)	(7,000)
<i>Use of Money and Property</i>	<i>(6,781)</i>		<i>(7,000)</i>	<i>(7,000)</i>
Revenues/Financing Sources	(6,781)	0	(7,000)	(7,000)
Expenditures/Financing Uses				
Expenditures/Financing Uses	0	0	0	0
Transfers-In				
9800 - TRANSFER IN	8,000		7,000	7,000
<i>Transfers-In</i>	<i>8,000</i>		<i>7,000</i>	<i>7,000</i>
Transfers-In	8,000	0	7,000	7,000
Transfers-Out				
Transfers-Out	0	0	0	0
1950 - GRANTS DEPT				
600 Revenues/Sources	(6,781)		(7,000)	(7,000)
700 Expenditures/Uses				
Net	(6,781)		(7,000)	(7,000)
800 Transfers In	8,000		7,000	7,000
850 Transfers Out				
Total	1,218	0	0	0

**Trinity County
Budget Worksheets**

For Fiscal Year 7/1/2021 - 6/30/2022

Function: 05 - Public Assistance

Fund: 182 - CDBG REHAB ACCOUNT

Activity: 56 - OTHER ASSISTANCE

Budget Officer: CAO - COUNTY ADMINISTRATIVE OFFICER

Budget Unit: 1970 - CDBG GRANTS

Classification	Actuals 2019/20	Actuals 2020/21	Requested Budget 2021/22	Recommended Budget 2021/22
Revenues/Financing Sources				
6601 - INTEREST	(2,176)		(2,700)	(2,700)
<i>Use of Money and Property</i>	<i>(2,176)</i>		<i>(2,700)</i>	<i>(2,700)</i>
Revenues/Financing Sources	(2,176)	0	(2,700)	(2,700)
Expenditures/Financing Uses				
Expenditures/Financing Uses	0	0	0	0
Transfers-In				
9800 - TRANSFER IN	3,200		2,700	2,700
<i>Transfers-In</i>	<i>3,200</i>		<i>2,700</i>	<i>2,700</i>
Transfers-In	3,200	0	2,700	2,700
Transfers-Out				
Transfers-Out	0	0	0	0
1970 - CDBG GRANTS				
600 Revenues/Sources	(2,176)		(2,700)	(2,700)
700 Expenditures/Uses				
Net	(2,176)		(2,700)	(2,700)
800 Transfers In	3,200		2,700	2,700
850 Transfers Out				
Total	1,023	0	0	0

**Trinity County
Budget Worksheets**

For Fiscal Year 7/1/2021 - 6/30/2022

Function: 05 - Public Assistance

Fund: 189 - PROGRAM INCOME

Activity: 56 - OTHER ASSISTANCE

Budget Officer: CAO - COUNTY ADMINISTRATIVE OFFICER

Budget Unit: 1974 - CDBG PI

Classification	Actuals 2019/20	Actuals 2020/21	Requested Budget 2021/22	Recommended Budget 2021/22
Revenues/Financing Sources				
6601 - INTEREST	4,923			
<i>Use of Money and Property</i>	4,923			
9725 - LT LOAN RECEIVABLE RECE	200	13,123		
<i>Other Financing Sources</i>	200	13,123		
Revenues/Financing Sources	5,123	13,123	0	0
Expenditures/Financing Uses				
Expenditures/Financing Uses	0	0	0	0
Transfers-In				
Transfers-In	0	0	0	0
Transfers-Out				
5500 - TRANSFER OUT:		7,000	831,026	831,026
<i>Other Financing Uses</i>		7,000	831,026	831,026
Transfers-Out	0	7,000	831,026	831,026
1974 - CDBG PI				
600 Revenues/Sources	5,123	13,123		
700 Expenditures/Uses				
Net	5,123	13,123		
800 Transfers In				
850 Transfers Out		7,000	831,026	831,026
Total	5,123	6,123	(831,026)	(831,026)

Trinity County Budget Worksheets

For Fiscal Year 7/1/2021 - 6/30/2022

Function: 05 - Public Assistance

Fund: 193 - GRANTS ADMINISTRATION

Activity: 56 - OTHER ASSISTANCE

Budget Officer: CAO - COUNTY ADMINISTRATIVE OFFICER

Budget Unit: 8193 - GRANTS ADMINISTRATION

Classification	Actuals 2019/20	Actuals 2020/21	Requested Budget 2021/22	Recommended Budget 2021/22
Revenues/Financing Sources				
6601 - INTEREST	1,092		1,500	1,500
<i>Use of Money and Property</i>	1,092		1,500	1,500
7190 - STATE GRANT INCOME	300,380	130,000	426,000	397,046
<i>Government Aid - State</i>	300,380	130,000	426,000	397,046
7998 - OTHER AGENCY INCOME		12,472		
<i>Other Government Agencies</i>		12,472		
8900 - INTERFUND REVENUE	45,489			
<i>Interfund Revenue</i>	45,489			
9256 - REFUNDS FOR PRIOR YR EX	435	1,187		
9299 - OTHER REVENUE			150,000	150,000
<i>Miscellaneous Revenues</i>	435	1,187	150,000	150,000
9297 - PRIOR YEAR ADJUSTMENT		380,349		
<i>Prior Period Revenue</i>		380,349		
Revenues/Financing Sources	347,397	524,010	577,500	548,546
Expenditures/Financing Uses				
1010 - REGULAR SALARY	60,817	70,730	140,796	140,796
1030 - OVERTIME SALARY	6,763	7,244	9,000	9,000
1100 - SOCIAL SECURITY	5,158	5,953	10,771	10,771
1200 - PERS RETIREMENT	23,570	28,654	59,980	59,980
1300 - BENEFITS	8,518	8,518	20,774	20,774
1301 - GROUP INSURANCE RETIREE	19,737	29,941	16,153	16,293
1400 - UNEMPLOYMENT INSURANCE	490	490	1,100	1,100
1500 - WORKERS COMPENSATION	733	1,445	748	748
<i>Salaries and Benefits</i>	125,789	152,976	259,322	259,462
2100 - INSURANCE	919	249	187	187
2260 - OFFICE EXPENSES	144	2	3,500	3,500
2263 - OFFICE EXPENSE:OFFICE E			2,000	2,000
2301 - COUNTY AUDIT	9,605			
2313 - PHYSICALS & DRUG TESTIN			32	32
2500 - PUBLICATIONS & NOTICES	752	649	750	750
<i>Services and Supplies</i>	11,420	901	6,469	6,469

**Trinity County
Budget Worksheets**

For Fiscal Year 7/1/2021 - 6/30/2022

Function: 05 - Public Assistance

Fund: 193 - GRANTS ADMINISTRATION

Activity: 56 - OTHER ASSISTANCE

Budget Officer: CAO - COUNTY ADMINISTRATIVE OFFICER

Budget Unit: 8193 - GRANTS ADMINISTRATION

Classification	Actuals 2019/20	Actuals 2020/21	Requested Budget 2021/22	Recommended Budget 2021/22
3290 - INDIRECT COST COUNTY DE	13,706	9,697	25,000	25,000
<i>Interfund Expenses</i>	<i>13,706</i>	<i>9,697</i>	<i>25,000</i>	<i>25,000</i>
3200 - CONTRIBUTIONS TO OTHERS		36,572	817,100	817,100
3232 - CONTR TO AGENCY FUNDS		20		
<i>Other Charges</i>		<i>36,592</i>	<i>817,100</i>	<i>817,100</i>
Expenditures/Financing Uses	150,916	200,166	1,107,891	1,108,031
Transfers-In				
9800 - TRANSFER IN	61,354	7,000	831,026	831,026
<i>Transfers-In</i>	<i>61,354</i>	<i>7,000</i>	<i>831,026</i>	<i>831,026</i>
Transfers-In	61,354	7,000	831,026	831,026
Transfers-Out				
Transfers-Out	0	0	0	0
8193 - GRANTS ADMINISTRATION				
600 Revenues/Sources	347,397	524,010	577,500	548,546
700 Expenditures/Uses	150,916	200,166	1,107,891	1,108,031
Net	196,481	323,843	(530,391)	(559,485)
800 Transfers In	61,354	7,000	831,026	831,026
850 Transfers Out				
Total	257,835	330,843	300,635	271,541

Trinity County Budget Worksheets

For Fiscal Year 7/1/2021 - 6/30/2022

Function: 06 - Education

Fund: 101 - GENERAL FUND

Activity: 62 - LIBRARY SERVICES

Budget Officer: CAO - COUNTY ADMINISTRATIVE OFFICER

Budget Unit: 6000 - LIBRARY

Classification	Actuals 2019/20	Actuals 2020/21	Requested Budget 2021/22	Recommended Budget 2021/22
Revenues/Financing Sources				
6659 - MISCELLANEOUS RENTS	405	30		
<i>Use of Money and Property</i>	405	30		
7505 - STATE AID TO LIBRARIES	3,000	10,700	2,000	2,000
<i>Government Aid - State</i>	3,000	10,700	2,000	2,000
8010 - CHG FOR CURR SVC-ADMIN	2,350			
8791 - LIBRARY SERVICES	2,822	2,130	2,800	2,800
8853 - COPY MACHINE REVENUE -	499	306	300	300
<i>Charges for Current Services</i>	5,671	2,437	3,100	3,100
9256 - REFUNDS FOR PRIOR YR EX	1,328	13,705		
9299 - OTHER REVENUE	5,749			
9590 - REIMBURSABLES	287	526	500	500
<i>Miscellaneous Revenues</i>	7,366	14,232	500	500
9297 - PRIOR YEAR ADJUSTMENT		7,606		
<i>Prior Period Revenue</i>		7,606		
Revenues/Financing Sources	16,443	35,006	5,600	5,600
Expenditures/Financing Uses				
1010 - REGULAR SALARY	141,465	143,095	150,302	150,302
1020 - EXTRA HELP SALARY	887		3,172	3,172
1100 - SOCIAL SECURITY	10,838	10,895	11,498	11,498
1200 - PERS RETIREMENT	49,075	52,759	57,363	57,363
1210 - LIUNA PENSION	2,424	2,590	2,600	2,600
1300 - BENEFITS	13,986	14,727	23,424	23,424
1301 - GROUP INSURANCE RETIREE	60,200	52,183	49,266	49,692
1400 - UNEMPLOYMENT INSURANCE	1,723	1,579	1,724	1,724
1500 - WORKERS COMPENSATION	2,236	2,518	2,282	2,282
<i>Salaries and Benefits</i>	282,837	280,348	301,631	302,057
2050 - CLOTHING AND PERSONAL		26		
2060 - COMMUNICATIONS	5,956	5,551	4,800	4,800
2090 - HOUSEHOLD	114	137	100	100
2140 - EQUIPMENT MAINTENANCE	2,431	2,431	2,431	2,431
2220 - MEDICAL, DENTAL & LAB S	45			
2240 - MEMBERSHIPS	5,977	5,899	6,000	6,000
2260 - OFFICE EXPENSES	3,365	1,135	7,100	7,100

Trinity County
Budget Worksheets

For Fiscal Year 7/1/2021 - 6/30/2022

Function: 06 - Education

Fund: 101 - GENERAL FUND

Activity: 62 - LIBRARY SERVICES

Budget Officer: CAO - COUNTY ADMINISTRATIVE OFFICER

Budget Unit: 6000 - LIBRARY

Classification	Actuals 2019/20	Actuals 2020/21	Requested Budget 2021/22	Recommended Budget 2021/22
2300 - PROFESSIONAL & SPECIAL	4,539	4,842	4,900	4,900
2313 - PHYSICALS & DRUG TESTIN		32	64	64
2500 - PUBLICATIONS & NOTICES		54	100	100
2600 - RENTS AND LEASES-EQUIPM	270	270	270	270
2700 - SPECIAL DEPARTMENTAL EX	7,469		7,700	7,700
2850 - UTILITIES	6,452	8,761	7,180	7,180
<i>Services and Supplies</i>	36,621	29,140	40,645	40,645
2101 - INTRA-FUND INSURANCE EX	11,919	14,891	12,092	12,092
2375 - INTRAFUND PROF & SPECIA			4,700	4,700
3291 - INTRA-FUND INDIRECT COS	65,933	62,337	62,094	62,094
<i>Intra-Fund Expenses</i>	77,852	77,228	78,886	78,886
Expenditures/Financing Uses	397,311	386,717	421,162	421,588
Transfers-In				
Transfers-In	0	0	0	0
Transfers-Out				
Transfers-Out	0	0	0	0
6000 - LIBRARY				
600 Revenues/Sources	16,443	35,006	5,600	5,600
700 Expenditures/Uses	397,311	386,717	421,162	421,588
Net	(380,868)	(351,711)	(415,562)	(415,988)
800 Transfers In				
850 Transfers Out				
Total	(380,868)	(351,711)	(415,562)	(415,988)

**Trinity County
Budget Worksheets**

For Fiscal Year 7/1/2021 - 6/30/2022

Function: 04 - Health and Sanitation

Fund: 445 - LANDFILL CLOSURE TRUST

Activity: 00 - NOT APPLICABLE

Budget Officer: CAO - COUNTY ADMINISTRATIVE OFFICER

Budget Unit: 8445 - LANDFILL CLOSURE FUND

Classification	Actuals 2019/20	Actuals 2020/21	Requested Budget 2021/22	Recommended Budget 2021/22
Revenues/Financing Sources				
6601 - INTEREST	135			
<i>Use of Money and Property</i>	<i>135</i>			
Revenues/Financing Sources	135	0	0	0
Expenditures/Financing Uses				
Expenditures/Financing Uses	0	0	0	0
Transfers-In				
9800 - TRANSFER IN		10,000	10,000	10,000
<i>Transfers-In</i>		<i>10,000</i>	<i>10,000</i>	<i>10,000</i>
Transfers-In	0	10,000	10,000	10,000
Transfers-Out				
Transfers-Out	0	0	0	0
8445 - LANDFILL CLOSURE FUND				
600 Revenues/Sources	135			
700 Expenditures/Uses				
Net	135			
800 Transfers In		10,000	10,000	10,000
850 Transfers Out				
Total	135	10,000	10,000	10,000

Trinity County Budget Worksheets

For Fiscal Year 7/1/2021 - 6/30/2022

Function: 04 - Health and Sanitation

Fund: 920 - SOLID WASTE ENTERPRISE FUND

Activity: 45 - SANITATION SERVICES

Budget Officer: CAO - COUNTY ADMINISTRATIVE OFFICER

Budget Unit: 9500 - SOLID WASTE ENTERPRISE

Classification	Actuals 2019/20	Actuals 2020/21	Requested Budget 2021/22	Recommended Budget 2021/22
Revenues/Financing Sources				
6030 - PRIOR SECURED PROP TAX	160,810	168,444	160,000	160,000
6040 - PRIOR UNSECURED		135		
<i>Property Taxes</i>	160,810	168,579	160,000	160,000
6403 - WEIGHMASTER CERTIFICATE	60	120	100	100
<i>Licenses, Permits & Franchises</i>	60	120	100	100
6601 - INTEREST	2,348		3,000	3,000
6699 - OTHER RENTS & LEASES	15,737	15,845	15,960	15,960
<i>Use of Money and Property</i>	18,085	15,845	18,960	18,960
7190 - STATE GRANT INCOME	20,000	20,050	20,000	20,000
<i>Government Aid - State</i>	20,000	20,050	20,000	20,000
8010 - CHG FOR CURR SVC-ADMIN	2,540		1,500	1,500
8090 - DEFERRED SERVICES REVEN	100	625,028		
8761 - SANITATION SERVICES	3,258,320	3,492,057	3,833,312	3,833,312
<i>Charges for Current Services</i>	3,260,960	4,117,085	3,834,812	3,834,812
9255 - CANCEL STALE DATED WARR	496			
9256 - REFUNDS FOR PRIOR YR EX	57,008	103,437		
9299 - OTHER REVENUE	249	526	500	500
9590 - REIMBURSABLES	1,029	1,142		
<i>Miscellaneous Revenues</i>	58,783	105,106	500	500
9297 - PRIOR YEAR ADJUSTMENT		63,016		
<i>Prior Period Revenue</i>		63,016		
9801 - SALE OF FIXED ASSETS	(10,000)			
<i>Other Financing Sources</i>	(10,000)			
Revenues/Financing Sources	3,508,700	4,489,803	4,034,372	4,034,372
Expenditures/Financing Uses				
1010 - REGULAR SALARY	949,581	935,684	1,087,918	1,087,918
1012 - SALARY ADJ GASB 75	(316,818)			
1020 - EXTRA HELP SALARY	29,473	4,523	8,600	8,600
1030 - OVERTIME SALARY	18,516	17,375	20,000	20,000
1100 - SOCIAL SECURITY	76,753	73,549	83,226	83,226
1200 - PERS RETIREMENT	360,735	371,957	463,453	463,453

Trinity County Budget Worksheets

For Fiscal Year 7/1/2021 - 6/30/2022

Function: 04 - Health and Sanitation

Fund: 920 - SOLID WASTE ENTERPRISE FUND

Activity: 45 - SANITATION SERVICES

Budget Officer: CAO - COUNTY ADMINISTRATIVE OFFICER

Budget Unit: 9500 - SOLID WASTE ENTERPRISE

Classification	Actuals 2019/20	Actuals 2020/21	Requested Budget 2021/22	Recommended Budget 2021/22
1201 - PENSION EXP-GASB 68	513,473			
1203 - OPEB EXPENSE	(367,295)			
1210 - LIUNA PENSION	12,558	11,882	12,749	12,749
1300 - BENEFITS	150,741	111,262	250,712	250,712
1301 - GROUP INSURANCE RETIREE	493,446	444,839	452,270	456,189
1400 - UNEMPLOYMENT INSURANCE	15,485	14,041	12,814	12,814
1500 - WORKERS COMPENSATION	141,916	179,716	160,870	160,870
<i>Salaries and Benefits</i>	2,078,569	2,164,833	2,552,612	2,556,531
2050 - CLOTHING AND PERSONAL	3,765	3,141	3,800	3,800
2060 - COMMUNICATIONS	15,347	13,202	15,000	15,000
2090 - HOUSEHOLD	2,337	1,792	2,400	2,400
2100 - INSURANCE	26,288	23,811	29,833	29,833
2140 - EQUIPMENT MAINTENANCE	50,287	102,963	100,000	100,000
2141 - MAINT OF EQUIP:SOFTWARE	14,371	14,377	16,147	16,147
2150 - MAINTENANCE OF STRUCTUR	11,248	17,095	50,000	50,000
2220 - MEDICAL, DENTAL & LAB S	844	2,452	2,500	2,500
2240 - MEMBERSHIPS	6,588	3,736	7,200	7,200
2260 - OFFICE EXPENSES	23,508	19,840	30,000	30,000
2300 - PROFESSIONAL & SPECIAL	712,832	716,156	800,000	800,000
2301 - COUNTY AUDIT	6,726			
2313 - PHYSICALS & DRUG TESTIN	1,861	1,322	1,500	1,500
2330 - PROFESSIONAL FEES	6,373	5,390	12,000	12,000
2500 - PUBLICATIONS & NOTICES	1,039	630	1,000	1,000
2600 - RENTS AND LEASES-EQUIPM		1,579	500	500
2630 - RENTS & LEASES-STRUCTUR		200		
2660 - SMALL TOOLS & INSTRUMEN	444	1,149	1,000	1,000
2700 - SPECIAL DEPARTMENTAL EX	81,023	74,536	100,000	100,000
2750 - TRAVEL	65,455	64,384	80,000	80,000
2752 - FUEL PURCHASES	61	64	100	100
2756 - TRAINING	2,634	2,837	5,000	5,000
2850 - UTILITIES	16,558	18,464	20,000	20,000
<i>Services and Supplies</i>	1,049,598	1,089,128	1,277,980	1,277,980
3232 - CONTR TO AGENCY FUNDS	170	170	50	50
3325 - DEBT SERVICE		84,654	130,000	130,000
3350 - INTEREST EXPENSE	5,852	2,891	13,600	13,600
3375 - REFUNDS - OVERPAYMENTS		8,879	500	500
<i>Other Charges</i>	6,022	96,595	144,150	144,150

Trinity County
Budget Worksheets

For Fiscal Year 7/1/2021 - 6/30/2022

Function: 04 - Health and Sanitation

Fund: 920 - SOLID WASTE ENTERPRISE FUND

Activity: 45 - SANITATION SERVICES

Budget Officer: CAO - COUNTY ADMINISTRATIVE OFFICER

Budget Unit: 9500 - SOLID WASTE ENTERPRISE

Classification	Actuals 2019/20	Actuals 2020/21	Requested Budget 2021/22	Recommended Budget 2021/22
3700 - CLOSURE/POST CLOSURE EX	73,608	49,955		
<i>CLOSURE/POST CLOSURE EXPENSES</i>	<i>73,608</i>	<i>49,955</i>		
4250 - DEPRECIATION EXPENSE -	27,758		27,759	27,759
4500 - DEPRECIATION EXPENSE-EQ	86,697		83,571	83,571
<i>DEPRECIATION</i>	<i>114,455</i>		<i>111,330</i>	<i>111,330</i>
Expenditures/Financing Uses	3,322,254	3,400,513	4,086,072	4,089,991
Transfers-In				
9800 - TRANSFER IN	105,616			
<i>Transfers-In</i>	<i>105,616</i>			
Transfers-In	105,616	0	0	0
Transfers-Out				
5500 - TRANSFER OUT:		10,000	10,000	10,000
<i>Other Financing Uses</i>		<i>10,000</i>	<i>10,000</i>	<i>10,000</i>
Transfers-Out	0	10,000	10,000	10,000
<hr/>				
9500 - SOLID WASTE ENTERPRISE				
600 Revenues/Sources	3,508,700	4,489,803	4,034,372	4,034,372
700 Expenditures/Uses	3,322,254	3,400,513	4,086,072	4,089,991
Net	186,446	1,089,289	(51,700)	(55,619)
800 Transfers In	105,616			
850 Transfers Out		10,000	10,000	10,000
Total	292,062	1,079,289	(61,700)	(65,619)

THIS PAGE LEFT BLANK INTENTIONALLY



DAVID BRADY
DISTRICT ATTORNEY/PUBLIC ADMINISTRATOR

THIS PAGE LEFT BLANK INTENTIONALLY

OFFICE OF THE
DISTRICT ATTORNEY
COUNTY OF TRINITY

DAVID M. BRADY
District Attorney
James E. Gandy, DDA



11 Court Street, Courthouse
Post Office Box 310
Weaverville, CA 96093
(530) 623-1304
Fax (530) 623-8346

TO: Board of Supervisors
Richard Kuhns, County Administrative Officer

FROM: David M. Brady, District Attorney

SUBJECT: Mid-Year Budget

DATE: March 18, 2020

MISSION STATEMENT:

The Trinity County District Attorney's office works with law enforcement and the citizens of the county to seek and insure justice for all people within our community. The District Attorney represents The People of the State of California and has the obligation to prosecute defendants based on the law and the facts of each case.

The California Constitution sets forth the fact that criminal activity has a serious impact on the citizens of California. Further, all of the People of California share the expectation that crimes will be appropriately and thoroughly investigated. Persons who commit crimes will be prosecuted, brought before the courts, sentenced and sufficiently punished so that public safety is protected and victims' rights preserved.

WORKLOAD TRENDS

This office filed 460 cases during Fiscal Year 19/20 and 663 cases in Fiscal Year 20/21. This is an increase of 44%.

The office has not been fully staffed with attorneys since January of 2019. Since May 1, 2021, we have been short staffed by two attorneys. At the end of May, we also lost our District Attorney Investigator and we have been unsuccessful in filling that position as well. We are currently in the process of hiring an advocate to fill a vacancy in our Victim Witness Assistance Program. This brings us to a total of 4 vacancies in an 11-person office.

This shortage is complicated by the low pay and lack of available housing, as reported by candidates who politely refuse our job offers. James Gandy, the only current Deputy District Attorney, has been stalwart in the office and has helped to keep the caseload on an even keel. However, we both find ourselves putting out fires rather than being able to participate on committees and we have less time to

prepare for trials and preliminary hearings, prepare calendars, and develop training programs for local law enforcement agencies.

Currently the District Attorney's Office has 36 jury trials set to begin during the period of October 4, 2021 through February 2, 2022. The courthouse has only 2 courtrooms, trials are only heard one week per month, and the Courts employ only one court reporter. These combine to severely restrict the number of cases that can be tried in a given year. For example, while 16 cases are set for jury trial beginning October 4, 2021, only two can possibly go and only one can be a felony case. Cases have been piling up for trials due to circumstances beyond the control of this office, such as COVID-19, wildfires, and the schedules of defense attorneys.

At the time of writing this narrative, this office has four pending homicide cases, with the first of those trials set for February of 2022. One of those cases was reversed on appeal, so this office must re-litigate to keep the defendant in prison.

Throughout the past year the county has also been dealing with COVID-19 and we currently have an outbreak in the county jail that has resulted in the facility being quarantined, further preventing trials from going forward.

ACCOMPLISHMENTS

Despite the restrictions listed above, the District Attorney's Office is managing to carry on many of its original functions, such as participation in drug court, peer court, domestic violence court, and doing asset forfeitures related to drug cases, when appropriate. The main beneficiary of those funds when we are successful is the law enforcement agency who seized the assets, often the Sheriff's Office, who by statute receives more than half of the forfeited funds.

In May, this office had its first jury trial since COVID-19 restrictions began in March of 2020, resulting in a conviction. The case was notable for the significant use of social media evidence against the defendant.

The office was able to obtain a no contest plea from a homicide defendant and successfully argued that the defendant deserved a sentence of 11 years in prison. Sentencing took place in June.

In one particularly ugly child molestation case, the defendant was sentenced in August to a 21-year prison sentence after having pled no contest to every felony count on the Complaint.

In January, 10 months after the offense occurred, a previously unknown defendant was finally arrested and charged for a serious assault on a Trinity County resident,

based solely on DNA evidence. This defendant was sent to prison for his violent crime.

As everyone is aware, Trinity County has been battling wildfires since July 2021 that have resulted in evacuation warnings and orders, and the displacement of many people. The the fires have impeded the ability of the Court to summon jurors. At the end of July, this office made a presentation to a criminal grand jury involving a repeated set of illegal marijuana grows with environmental impacts, which resulted in the grand jury returning a true bill. That case is now being prosecuted through this office. I quote this example because the Court summoned 75 jurors to appear for that grand jury and only 16 showed up. For County of this size, 11 people are required to form a criminal grand jury and a larger pool is generally available.

In spite of all the setbacks this Office has continued to work hard for the best interest of the citizens of Trinity County. We are in the process of a court battle to keep 2 people who have been found not guilty by reason of insanity in a medical facility beyond the statutory time limit. Additionally, we are currently involved in trying, through the courts, to prevent a violent sexual predator from being released back into the community. That matter is set for trial.

Overall, I believe that this office has functioned very well under the circumstances and deficiencies that we are facing. I am hoping that I will be able to continue to deliver as many of the services of a fully staffed prosecutor's office as I can for the citizens of Trinity County.

**DISTRICT ATTORNEY /
PUBLIC ADMINISTRATOR**

CRIMINAL DIVISION

VICTIM SERVICES

ADMINISTRATION

PROSECUTION

INVESTIGATIONS

**VICTIM WITNESS
ASSISTANCE
PROGRAM**

Business Manager

4 Deputy District
Attorneys (I,II,III,IV)
(1 Vacant)

DA Investigator I/II

Victim Witness
Coordinator

3 Legal Secretaries
(I/II/III/Senior)

Administrative
Services Officer
(Vacant)

2 Victim Witness
Advocates I/II
(1 Vacant)

Administrative Clerk
I/II (Vacant)

Accounting
Technician
I/II/III/Senior
(Vacant)

SORT ORDER: BDT OFCR then ORG KEY; Period Reported: 06/30/21-06/30/21 ;Totals Only

SELECT FUND GROUP: 01-06 ; ACCOUNT CODE: 0100

	Prior	Debit	Credit	Period Bal.	YTD Balance
=====	=====	=====	=====	=====	=====
Total ORG KEY 0133 VIOLENCE AGAINST WOMEN DA	4,421.79	0.00*	0.00*	0.00	4,421.79
Total ORG KEY 0134 ANTI-DRUG ABUSE DA	0.81	0.00*	0.00*	0.00	0.81
Total ORG KEY 0135 CHILD ABUSE VERTICAL PROS	-10.12	0.00*	0.00*	0.00	-10.12
Total ORG KEY 0190 APPOE GRANT TCDA	-459.83	0.00*	0.00*	0.00	-459.83
Total ORG KEY 0192 VICTIM WITNESS - DA	69,846.21	2,878.39*	26,958.40*	-24,080.01	45,766.20
Total ORG KEY 0196 VICTIM XC GRANT - DA	232.35	0.00*	0.00*	0.00	232.35
Total ORG KEY 0500 DA REALIGNMENT 2011	22,308.95	0.00*	0.00*	0.00	22,308.95
Total ORG KEY 0588 ASSET SEIZURE DA	243,708.84	0.00*	1,698.80*	-1,698.80	242,010.04
 Total BDT OFCR DA DISTRICT ATTORNEY	 340,049.00	 2,878.39*	 28,657.20*	 -25,778.81	 314,270.19

Trinity County
 Budget Officer Summary
 CAO Requested Budget

DA DISTRICT ATTORNEY

Dept Description (Fund)	Expenditures	Revenues	Net Income
=====	=====	=====	=====
2100 DISTRICT ATTY/PUB ADMINISTRATO (101)	1,699,713	240,637	(1,459,076)
8192 VICTIM WITNESS - DA (192)	302,267	301,847	(420)
8500 DA REALIGNMENT 2011 (500)	7,000	7,800	800
8588 ASSET SEIZURE - DA (588)	102,600	12,000	(90,600)
	<hr/>	<hr/>	
Total DISTRICT ATTORNEY	2,111,580	562,284	(1,549,296)
General Fund Contribution			(1,459,076)
Non General Fund change to Fund Balance			(90,220)

Trinity County Budget Worksheets

For Fiscal Year 7/1/2021 - 6/30/2022

Function: 02 - Public Protection

Fund: 101 - GENERAL FUND

Activity: 21 - JUDICIAL

Budget Officer: DA - DISTRICT ATTORNEY

Budget Unit: 2100 - DISTRICT ATTY/PUB ADMINISTRATO

Classification	Actuals 2019/20	Actuals 2020/21	Requested Budget 2021/22	Recommended Budget 2021/22
Revenues/Financing Sources				
7070 - VEH REGISTRATION ASSESS	15,871	12,620	16,416	16,416
<i>Licenses, Permits & Franchises</i>	15,871	12,620	16,416	16,416
6590 - FORFEITURES & PENALTIES		14		
<i>Fines, Forfeitures & Penalties</i>		14		
6601 - INTEREST	321			
<i>Use of Money and Property</i>	321			
6061 - PUBLIC SAFETY FUND PROP	99,198	98,265	103,525	103,525
<i>Government Aid - State</i>	99,198	98,265	103,525	103,525
8026 - CURR SVCS-LAW ENFORCEME	3,964	4,796	4,601	4,601
8202 - ADMIN FEES	450	50	150	150
<i>Charges for Current Services</i>	4,414	4,846	4,751	4,751
9255 - CANCEL STALE DATED WARR	57			
9256 - REFUNDS FOR PRIOR YR EX	4,792	15,068		
9590 - REIMBURSABLES	395			
<i>Miscellaneous Revenues</i>	5,245	15,068		
9297 - PRIOR YEAR ADJUSTMENT		22,656		
<i>Prior Period Revenue</i>		22,656		
Revenues/Financing Sources	125,051	153,472	124,692	124,692
Expenditures/Financing Uses				
1010 - REGULAR SALARY	489,986	550,571	693,064	700,083
1030 - OVERTIME SALARY		1,092		
1100 - SOCIAL SECURITY	34,571	40,239	53,019	53,556
1200 - PERS RETIREMENT	196,447	239,458	272,765	275,755
1210 - LIUNA PENSION	9,542	11,791	13,998	13,998
1300 - BENEFITS	70,541	88,216	111,726	111,726
1301 - GROUP INSURANCE RETIREE	212,338	188,201	177,678	179,217
1400 - UNEMPLOYMENT INSURANCE	2,521	4,435	3,920	3,920
1500 - WORKERS COMPENSATION	8,318	10,236	67,042	67,042
<i>Salaries and Benefits</i>	1,024,268	1,134,242	1,393,212	1,405,297
2050 - CLOTHING AND PERSONAL	591	1,036	1,300	1,300
2060 - COMMUNICATIONS	5,240	4,872	7,000	7,000

**Trinity County
Budget Worksheets**

For Fiscal Year 7/1/2021 - 6/30/2022

Function: 02 - Public Protection

Fund: 101 - GENERAL FUND

Activity: 21 - JUDICIAL

Budget Officer: DA - DISTRICT ATTORNEY

Budget Unit: 2100 - DISTRICT ATTY/PUB ADMINISTRATO

Classification	Actuals 2019/20	Actuals 2020/21	Requested Budget 2021/22	Recommended Budget 2021/22
2090 - HOUSEHOLD	38	104	200	200
2130 - JURY & WITNESS	4,359	574	13,000	13,000
2140 - EQUIPMENT MAINTENANCE	9,449	11,056	13,000	13,000
2220 - MEDICAL, DENTAL & LAB S	192		50	50
2240 - MEMBERSHIPS	6,306	5,615	6,600	6,600
2252 - MISC EXPENSE:PUB ADMIN	165		2,000	2,000
2260 - OFFICE EXPENSES	20,466	35,625	20,000	20,000
2300 - PROFESSIONAL & SPECIAL	5,793	15,667	11,700	11,700
2313 - PHYSICALS & DRUG TESTIN	530	98	500	500
2500 - PUBLICATIONS & NOTICES	4,331	4,656	5,000	5,000
2700 - SPECIAL DEPARTMENTAL EX	3,209	460	2,000	2,000
2750 - TRAVEL	3,619	425	10,000	10,000
2756 - TRAINING	1,747	2,825	5,000	5,000
<i>Services and Supplies</i>	66,040	83,016	97,350	97,350
2299 - INTERFUND SERVICES/SUPP	6,358			
2399 - PROF SVCS - INTERFUND	360		3,000	3,000
2799 - INTERFUND FUEL/TRVL EXP	(760)	1,013	2,000	2,000
<i>Interfund Expenses</i>	5,957	1,013	5,000	5,000
2101 - INTRA-FUND INSURANCE EX	9,232	11,122	9,728	9,728
2375 - INTRAFUND PROF & SPECIA		700		
3291 - INTRA-FUND INDIRECT COS	65,313	93,137	80,868	80,868
<i>Intra-Fund Expenses</i>	74,545	104,959	90,596	90,596
3375 - REFUNDS - OVERPAYMENTS			470	470
3400 - JUDGMENTS AND DAMAGES		24,895		
<i>Other Charges</i>		24,895	470	470
4300 - FIXED ASSET - EQUIPMENT	46,975		100,000	100,000
<i>Fixed Assets</i>	46,975		100,000	100,000
Expenditures/Financing Uses	1,217,786	1,348,126	1,686,628	1,698,713
Transfers-In				
9800 - TRANSFER IN	10,895	29,243	115,945	115,945
<i>Transfers-In</i>	10,895	29,243	115,945	115,945
Transfers-In	10,895	29,243	115,945	115,945

Transfers-Out

Trinity County
Budget Worksheets

For Fiscal Year 7/1/2021 - 6/30/2022

Function: 02 - Public Protection

Fund: 101 - GENERAL FUND

Activity: 21 - JUDICIAL

Budget Officer: DA - DISTRICT ATTORNEY

Budget Unit: 2100 - DISTRICT ATTY/PUB ADMINISTRATO

Classification	Actuals 2019/20	Actuals 2020/21	Requested Budget 2021/22	Recommended Budget 2021/22
5500 - TRANSFER OUT:			1,000	1,000
<i>Other Financing Uses</i>			<i>1,000</i>	<i>1,000</i>
Transfers-Out	0	0	1,000	1,000
<hr/>				
2100 - DISTRICT ATTY/PUB ADMINISTRATO				
600 Revenues/Sources	125,051	153,472	124,692	124,692
700 Expenditures/Uses	1,217,786	1,348,126	1,686,628	1,698,713
Net	(1,092,734)	(1,194,653)	(1,561,936)	(1,574,021)
800 Transfers In	10,895	29,243	115,945	115,945
850 Transfers Out			1,000	1,000
Total	(1,081,839)	(1,165,409)	(1,446,991)	(1,459,076)

Trinity County Budget Worksheets

For Fiscal Year 7/1/2021 - 6/30/2022

Function: 05 - Public Assistance

Fund: 192 - VICTIM WITNESS- DA

Activity: 56 - OTHER ASSISTANCE

Budget Officer: DA - DISTRICT ATTORNEY

Budget Unit: 8192 - VICTIM WITNESS - DA

Classification	Actuals 2019/20	Actuals 2020/21	Requested Budget 2021/22	Recommended Budget 2021/22
Revenues/Financing Sources				
6601 - INTEREST	254		(1,000)	(1,000)
<i>Use of Money and Property</i>	254		(1,000)	(1,000)
7190 - STATE GRANT INCOME	17,146	27,259	14,787	14,787
<i>Government Aid - State</i>	17,146	27,259	14,787	14,787
7722 - FED VICTIM WITNESS GRAN	265,508	147,728	287,060	287,060
<i>Government Aid - Federal</i>	265,508	147,728	287,060	287,060
9256 - REFUNDS FOR PRIOR YR EX	871			
<i>Miscellaneous Revenues</i>	871			
9297 - PRIOR YEAR ADJUSTMENT		4,988		
<i>Prior Period Revenue</i>		4,988		
Revenues/Financing Sources	283,779	179,975	300,847	300,847
Expenditures/Financing Uses				
1010 - REGULAR SALARY	76,522	79,500	86,846	86,846
1100 - SOCIAL SECURITY	6,162	6,838	6,644	6,644
1200 - PERS RETIREMENT	29,462	30,914	36,997	36,997
1210 - LIUNA PENSION	451	478	541	541
1300 - BENEFITS	13,536	14,669	20,709	20,709
1301 - GROUP INSURANCE RETIREE	39,475	51,327	48,458	48,878
1400 - UNEMPLOYMENT INSURANCE	1,470	786	1,192	1,192
1500 - WORKERS COMPENSATION	1,551	2,792	18,284	18,284
<i>Salaries and Benefits</i>	168,631	187,306	219,671	220,091
2050 - CLOTHING AND PERSONAL		400	80	80
2060 - COMMUNICATIONS	1,359	1,248	1,700	1,700
2090 - HOUSEHOLD		116	200	200
2140 - EQUIPMENT MAINTENANCE	1,333	1,972	2,000	2,000
2220 - MEDICAL, DENTAL & LAB S	21	161	100	100
2260 - OFFICE EXPENSES	10,210	11,287	8,110	8,110
2301 - COUNTY AUDIT	340			
2313 - PHYSICALS & DRUG TESTIN	32		32	32
2500 - PUBLICATIONS & NOTICES	63	28	800	800
2630 - RENTS & LEASES-STRUCTUR	175	56	175	175
2660 - SMALL TOOLS & INSTRUMEN		451	500	500
2700 - SPECIAL DEPARTMENTAL EX	10	893	1,000	1,000

**Trinity County
Budget Worksheets**

For Fiscal Year 7/1/2021 - 6/30/2022

Function: 05 - Public Assistance

Fund: 192 - VICTIM WITNESS- DA

Activity: 56 - OTHER ASSISTANCE

Budget Officer: DA - DISTRICT ATTORNEY

Budget Unit: 8192 - VICTIM WITNESS - DA

Classification	Actuals 2019/20	Actuals 2020/21	Requested Budget 2021/22	Recommended Budget 2021/22
2750 - TRAVEL	2,767		3,500	3,500
2756 - TRAINING	373	240	500	500
<i>Services and Supplies</i>	16,686	16,859	18,697	18,697
2399 - PROF SVCS - INTERFUND	30			
2799 - INTERFUND FUEL/TRVL EXP	1,783	101	500	500
3290 - INDIRECT COST COUNTY DE	5,415	12,931	13,000	13,000
<i>Interfund Expenses</i>	7,228	13,032	13,500	13,500
2101 - INTRA-FUND INSURANCE EX	1,679			
3291 - INTRA-FUND INDIRECT COS	8,054			
<i>Intra-Fund Expenses</i>	9,733			
3100 - SUPPORT & CARE OF PERSO		350	1,800	1,800
<i>Other Charges</i>		350	1,800	1,800
4300 - FIXED ASSET - EQUIPMENT	32,815		48,179	48,179
<i>Fixed Assets</i>	32,815		48,179	48,179
Expenditures/Financing Uses	235,095	217,548	301,847	302,267
Transfers-In				
9800 - TRANSFER IN			1,000	1,000
<i>Transfers-In</i>			1,000	1,000
Transfers-In	0	0	1,000	1,000
8192 - VICTIM WITNESS - DA				
600 Revenues/Sources	283,779	179,975	300,847	300,847
700 Expenditures/Uses	235,095	217,548	301,847	302,267
Net	48,684	(37,573)	(1,000)	(1,420)
800 Transfers In			1,000	1,000
850 Transfers Out				
Total	48,684	(37,573)	0	(420)

**Trinity County
Budget Worksheets**

For Fiscal Year 7/1/2021 - 6/30/2022

Function: 02 - Public Protection

Fund: 500 - D.A. REALIGNMENT FUND 2011

Activity: 21 - JUDICIAL

Budget Officer: DA - DISTRICT ATTORNEY

Budget Unit: 8500 - DA REALIGNMENT 2011

Classification	Actuals 2019/20	Actuals 2020/21	Requested Budget 2021/22	Recommended Budget 2021/22
Revenues/Financing Sources				
7073 - DISTRICT ATTORNEY SUBAC	7,858	9,110	7,000	7,000
7076 - CORONA VIRUS RELIEF FUN		518		
7094 - DISTRICT ATTRNY GROWTH	731		800	800
<i>Government Aid - State</i>	8,590	9,629	7,800	7,800
Revenues/Financing Sources	8,590	9,629	7,800	7,800
Expenditures/Financing Uses				
2301 - COUNTY AUDIT	3			
<i>Services and Supplies</i>	3			
Expenditures/Financing Uses	3	0	0	0
Transfers-In				
9800 - TRANSFER IN	5			
<i>Transfers-In</i>	5			
Transfers-In	5	0	0	0
Transfers-Out				
5500 - TRANSFER OUT:		6,108	7,000	7,000
<i>Other Financing Uses</i>		6,108	7,000	7,000
Transfers-Out	0	6,108	7,000	7,000
8500 - DA REALIGNMENT 2011				
600 Revenues/Sources	8,590	9,629	7,800	7,800
700 Expenditures/Uses	3			
Net	8,586	9,629	7,800	7,800
800 Transfers In	5			
850 Transfers Out		6,108	7,000	7,000
Total	8,591	3,520	800	800

**Trinity County
Budget Worksheets**

For Fiscal Year 7/1/2021 - 6/30/2022

Function: 02 - Public Protection

Fund: 588 - ASSET SEIZURE DISTRICT ATTN

Activity: 21 - JUDICIAL

Budget Officer: DA - DISTRICT ATTORNEY

Budget Unit: 8588 - ASSET SEIZURE - DA

Classification	Actuals 2019/20	Actuals 2020/21	Requested Budget 2021/22	Recommended Budget 2021/22
Revenues/Financing Sources				
6590 - FORFEITURES & PENALTIES	15,865	36,413	10,000	10,000
<i>Fines, Forfeitures & Penalties</i>	15,865	36,413	10,000	10,000
6601 - INTEREST	2,793		2,000	2,000
<i>Use of Money and Property</i>	2,793		2,000	2,000
Revenues/Financing Sources	18,658	36,413	12,000	12,000
Expenditures/Financing Uses				
2260 - OFFICE EXPENSES		1,698	500	500
2301 - COUNTY AUDIT	75			
2500 - PUBLICATIONS & NOTICES			2,000	2,000
<i>Services and Supplies</i>	75	1,698	2,500	2,500
3290 - INDIRECT COST COUNTY DE			100	100
<i>Interfund Expenses</i>			100	100
Expenditures/Financing Uses	75	1,698	2,600	2,600
Transfers-Out				
5500 - TRANSFER OUT:	15	7,609	100,000	100,000
<i>Other Financing Uses</i>	15	7,609	100,000	100,000
Transfers-Out	15	7,609	100,000	100,000
8588 - ASSET SEIZURE - DA				
600 Revenues/Sources	18,658	36,413	12,000	12,000
700 Expenditures/Uses	75	1,698	2,600	2,600
Net	18,583	34,714	9,400	9,400
800 Transfers In				
850 Transfers Out	15	7,609	100,000	100,000
Total	18,568	27,104	(90,600)	(90,600)

THIS PAGE LEFT BLANK INTENTIONALLY



**LIZ HAMILTON
HEALTH & HUMAN SERVICES**

THIS PAGE LEFT BLANK INTENTIONALLY



TRINITY COUNTY HEALTH AND HUMAN SERVICES

Elizabeth Hamilton, Director
#51 INDUSTRIAL PARK WAY
P.O. BOX 1470, WEAVERVILLE, CALIFORNIA 96093
PHONE (530) 623-1265 (800) 851-5658 FAX (530) 623-8250

Date: August 20, 2021
To: Richard Kuhns, CAO
From: Elizabeth Hamilton, Director
RE: FY 21/22 Budget Narrative with Accomplishments, Goals & Objectives

Mission Statement

The goal of this Department is to encourage self-sufficiency by administering the highest level of services in a manner that is consistent with local, federal, and state guidelines. We facilitate this process by placing people first, in an effort to promote the health and well-being of those who seek our services.

Department Overview

Health and Human Services (HHS) is comprised of four (4) branches: Social Services, Public Health, Office of Emergency Services, and Veterans Services. Each branch offers an array of federal, state, and local services to the community. HHS promotes integration across branches to streamline and maximize service delivery, and pursue the acquisition of funds for the betterment of individuals and families. HHS values efficiency, professionalism, respect and integrity, staff development and teamwork to achieve its' goals.

HHS budget total for Fiscal Year 2021/2022 is \$23,823,663. All budgets were conservatively prepared based on projected trends across all branches and in consideration of one-time funding streams.

The staff and management teams within HHS, including our close partnership with the county's Information Technology Department, create an exceptional, unparalleled workforce. The extraordinary work of staff has been fully demonstrated during the global health pandemic, COVID-19, and multiple fires, including the largest fire in California's history [August Complex], which overwhelmed the southern region of our county. Furthermore, Social Services staff extended mutual aid to neighboring small counties during [their] crisis and diminished staffing capacity.

The Long-Term Recovery Group for the August Complex continues to work to identify and attempt to meet unmet needs for those impacted by the August Complex. Recovery efforts continue toward completion of debris removal operations and returning properties to homeowners so that they can start rebuilding.

SOCIAL SERVICES

Staff supported the August Complex response and recovery efforts by deploying to Temporary Evacuation Points, staffing the Emergency Operations Center, coordinating the Local Assistance Center, and providing information, referral, and case management services to persons impacted by the August Complex from September 2020 to June 2021, with continued efforts during the debris removal phase. Further, Social Services staff assisted Public Health and the Office of Emergency Services with contact tracing, community testing sites, vaccination point of distribution sites, and telephone banks.

Child Welfare Services division successfully implemented the state's new Family Urgent Response System program; finalized the Commercially Sexually Exploited Children's (CSEC) interagency protocol and response; established an internal Quality Assurance Data Mining project for federal case reviews; assisted eight (8) children



TRINITY COUNTY HEALTH AND HUMAN SERVICES

Elizabeth Hamilton, Director
#51 INDUSTRIAL PARK WAY
P.O. BOX 1470, WEAVERVILLE, CALIFORNIA 96093
PHONE (530) 623-1265 (800) 851-5658 FAX (530) 623-8250

towards their goal of permanency through adoption; added six (6) new resource family homes with the capacity to maintain 10 children within the county; and supported a second social worker through her Master's in Social Work degree.

Eligibility and Employment Services division applied for and received \$208,257.00 from the Department of Health Care Services to administer a local Health Enrollment and Navigators project; increasing outreach, enrollment and retention efforts of uninsured / underinsured persons residing in Trinity County. As reflected in the 4th quarter of FY 20-21, community outreach efforts resulted in 185 persons reached by these efforts.

Further, staff improved processing deadlines of CalFresh Expedited applications from 89% to 97%; with the statewide average being approximately 85%.

During the Public Health Emergency, the Eligibility and Employment Services Unit helped to address the food insecurity needs of Calfresh eligible Trinity County residents from a previous monthly caseload average of 1,113 last fiscal year to 1,212 in FY 20-21. Similarly, staff realized a significant increase of monthly Medi-Cal enrolled beneficiaries in Trinity County by an average 18%.

Adult Protective Services division responded and mitigated 205 reports of abuse and neglect connecting vulnerable adults to available resources. The In-Home Supportive Services (IHSS) program oversaw 238 individuals, authorizing more than \$3M in wages to IHSS providers, representing 17,958 hours of services to our older adults and children with disabilities thereby allowing these beneficiaries to live safely in their homes. Public Guardian managed over \$500,000 of consumer funds to ensure basic needs of food, clothing, shelter and medical care needs were met.

Goals for expanding or improving program deliverables in the 21/22 FY include:

- Encourage staff retention through internship programs in Child Welfare Services.
- Pursue community-wide efforts to address lack of housing for families, older adults and adults with disabilities who are able to live independently with assistance, and address lack of options for those who require out-of-home care.
- Establish an After-Care Program for youth coming out of high level, specialized care settings.
- Implement effective measures for Whole Person Care by increasing stakeholder cooperative opportunities as well as recruiting and training staff toward new business practices and performance measures associated with this new statewide initiative.
- Continue toward process improvement by providing expedited benefits to Trinity County's most vulnerable persons who are eligible to program services.
- Utilize innovative strategies adopted from CalWORKs 2.0, and as prescribed under the new Cal-OAR measures, to re-engage Welfare-to-Work participants through remote engagement, enhanced services and incentivized opportunities.
- Continue to develop and implement Quality Assurance guidelines for Adult Protective Services
- Successfully engage in contract negotiations with SEIU Local 2015 for the IHSS providers as the current contract expires 12/31/2021.
- Establish new processes for the onboarding of AB 695 in January 2022, which defines an Elder as a person over 60 years of age or older and a dependent adult as a person who is between 18-59 year of age, thereby increasing the population served by Adult Protective Services.



TRINITY COUNTY HEALTH AND HUMAN SERVICES

Elizabeth Hamilton, Director
#51 INDUSTRIAL PARK WAY
P.O. BOX 1470, WEAVERVILLE, CALIFORNIA 96093
PHONE (530) 623-1265 (800) 851-5658 FAX (530) 623-8250

PUBLIC HEALTH

Public Health continues to focus its efforts and resources in response to the COVID-19 pandemic, while also ensuring the maintenance and service delivery of all essential programs. Public Health will continue to engage local partners, stakeholders and community members during this pandemic to leverage effective prevention, mitigation and intervention response.

Public Health (PH) successfully acquired and implemented sufficient COVID-19 funding and coordination (fully staffed Department Operations Center) to respond to the COVID-19 Pandemic, including testing, contact tracing/contact investigation, vaccination planning and deployment, public facing data (dashboards, FAQ, COVID webpage) and coordination with a multitude of partners and agencies within and outside the county, crisis communication all contributed to mitigation and containment of COVID-19 and reducing morbidity and mortality of Trinity County residents due to COVID.

PH successfully maintained their COOP (Continuity Of Operations Plan); added additional critical PH staff, including an Infection Prevention Nurse and Emergency Preparedness Coordinator, as well as adding two (2) Public Health Program Coordinator classifications and filling those with existing PH staff.

Goals or areas of priority for 21/22 FY include:

- Continue COVID 19 response with the ability to scale up and down depending on pandemic trajectory
- Fully staff PH with additional nurse, Health Education Specialist, Community Health Worker, and Account Technician.
- Partner with county and state partners to ensure broad access to COVID vaccination and testing for residents.
- Continue to support the Health Systems Collaborative, focusing on collective impact and health equity.
- Continue to expand the work of the Public Health unit through data collection and continuous quality improvement.

OFFICE OF EMERGENCY SERVICES (OES)

OES is committed to ensuring fair and equitable dispersion of grant funds throughout the county, while also working to establish and strengthen partnerships with members across all emergency response domains. During the 20/21 FY the Emergency Operations Center (EOC) was activated as follows:

- March 20, 2020: Coronavirus
- June 30, 2020: Flat Fire
- July 23, 2020: Lightning fires
- July 23, 2020: Red-Salmon Complex
- August 17, 2020: Lightning fires
- August 22, 2020: Spring Fire
- September 1, 2020: Hobo Fire
- September 4, 2020: August Complex North Zone

Notable accomplishments and purchases to support county operations in 20/21 FY include:

- Completed purchase of P25 compatible radio upgrade for Trinity County volunteer fire districts: 40 for Volunteer Fire Departments
- Purchased a response vehicle for the Trinity County Sheriff Office (TCSO)



TRINITY COUNTY HEALTH AND HUMAN SERVICES

Elizabeth Hamilton, Director
#51 INDUSTRIAL PARK WAY
P.O. BOX 1470, WEAVERVILLE, CALIFORNIA 96093
PHONE (530) 623-1265 (800) 851-5658 FAX (530) 623-8250

- Continued contract with Shasta Cascade Hazardous Materials (HazMat) Response Team for HazMat identification/response
- Funded Code Red (reverse 911 system)
- Funded a 100kw portable generator purchase and installation at the Courthouse
- Ordered and helped distribute personal protective equipment (PPE) to County staff and businesses (amounts distributed: KN95s – 2,560; disposable surgical masks – 1,460; hand sanitizer – 28 (14.9 oz pump bottles).
- Coordinated Disaster Service Workers for traffic control, registration, operations and specimen transport for COVID-19 testing sites in Weaverville, Lewiston and Hayfork.
- Ordered a Command and Control communications/operations trailer for the TCSO
- Conducted 37 Respirator Fit Tests
- Trained Emergency Operations Center staff for activation during potential disasters.
- Purchased two (2) storage containers for equipment storage.
- Purchased seven (7) Automated External Defibrillators for Southern Trinity Fire Department.
- Ordered four (4) emergency alert sirens.
- Ordered a response vehicle for OES COVID support.
- Ordered a forklift to support loading/unloading of equipment.
- Purchased Pesticide Screening Kits for Environmental Health.

Goals or areas of priority for 21/22 FY include:

- Continue to ensure fair and equitable dispersion of grant funds around the county.
- Continue to provide support for COVID-19 or other pandemics through planning, mitigation, response and recovery along with procurement of PPE or other equipment items.
- Purchase 2-factor key authentication software for Information Technology Department.
- Install protective barriers at the Courthouse to protect against vehicle borne attacks.
- Purchase explosive detection equipment for the courthouse.
- Secure reimbursement funding following the July 2021 Lightning Fires incident(s).
- Avoid disencumbering any funds from grants.
- Purchase and install additional transfer switches on county buildings to allow for generator connections during power outages.

VETERANS SERVICES

Veterans Services continues the great work of outreach and engagement, and strengthening community partnerships for delivery of service that is client-centered, efficient and accessible to all veterans. We are happy to report that our Veterans Services Officer (VSO) has increased her hours from 0.60 FTE to 0.80 FTE as a result of her diligence. Our VSO obtained accreditation and access to the Veterans benefits claims database, allowing her to track the status of pending claims and better develop future submissions and appeals. She has increased network opportunities with veteran organizations and service providers, helping ensure coverage and expand referral base. Received approximately \$23,000 in subvention funding from the state to help offset cost of VSO program.

Unprecedented in the state, our VSO has developed a home visit program to reach veterans and dependents who are homebound; conducting 33 visits during FY 20/21, which resulted in four (4) claims submitted and eight (8) claims initiated. Additionally, the VSO worked to obtain VA healthcare for 11 veterans and two (2) spouses, and referred three (3) homeless veterans for housing assistance.



TRINITY COUNTY HEALTH AND HUMAN SERVICES

Elizabeth Hamilton, Director
#51 INDUSTRIAL PARK WAY
P.O. BOX 1470, WEAVERVILLE, CALIFORNIA 96093
PHONE (530) 623-1265 (800) 851-5658 FAX (530) 623-8250

New awards have totaled approximately \$26,000 in retroactive payments, \$6,400 in monthly veteran payments and \$2,600 in monthly spouse payments.

Goals or areas of priority for 21/22 FY include:

- Complete assembly of mobile office in order to facilitate rural outreach and home visit program.
- Contract with Hayfork VFW post to use their facilities at least twice per month as a satellite office.
- Continue expanding outreach; establish a benefit education program using videos and fact sheets posted to VSO Facebook and county webpage. Increase networking and magnify presence at community events.
- Implement an evaluation program to track the cost and effectiveness of outreach programs in order to shift focus to programs with the highest impact.

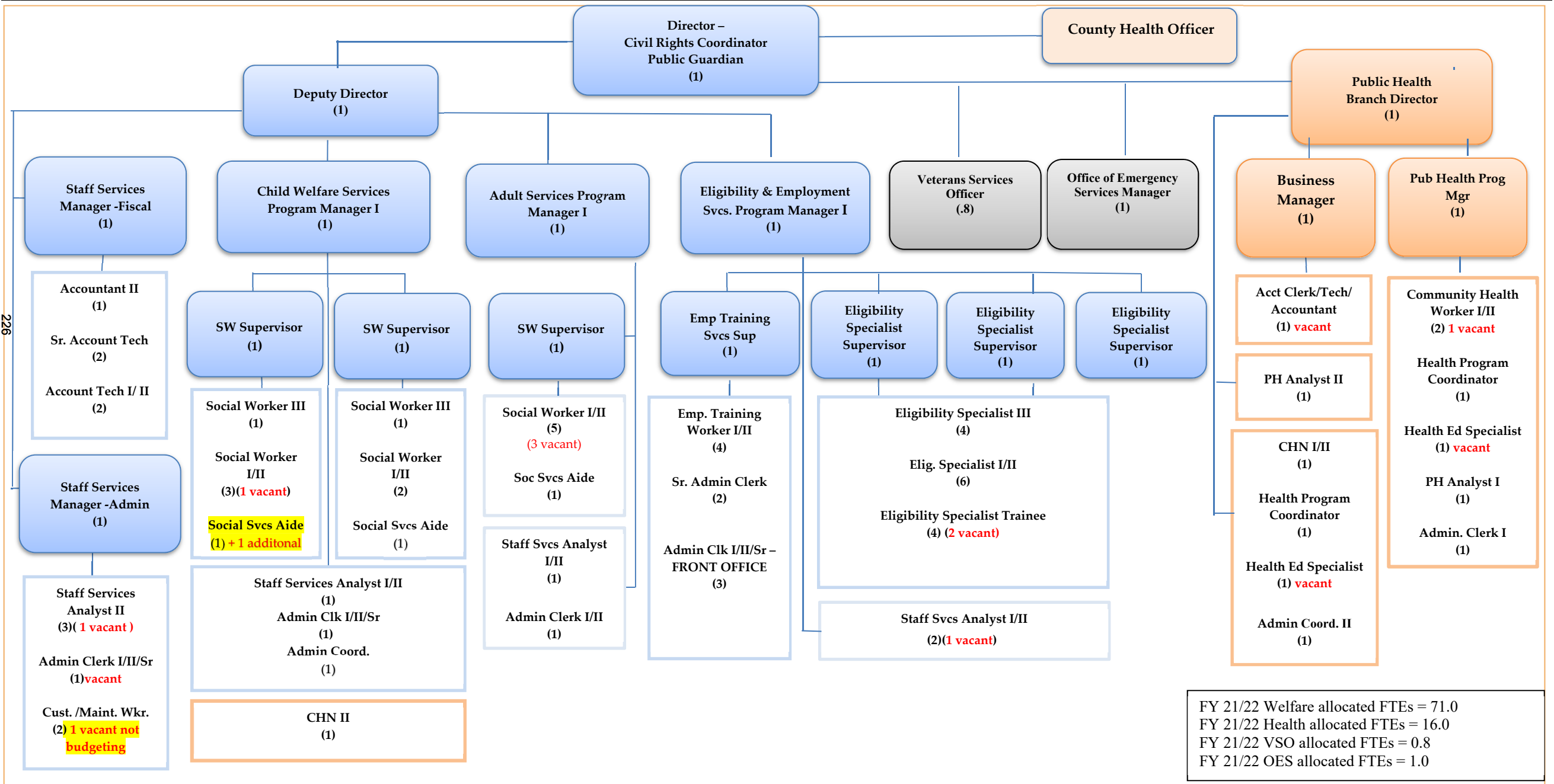


Trinity County Health and Human Services Department

Budgeted Position Organizational Chart

51 Industrial Park Way, P.O. Box 399

Weaverville, CA 96093-1470
 Phone: (530) 623-1265 or (800) 851-5658
 Fax: (530) 623-1250
 May 21, 2021



FY 21/22 Welfare allocated FTEs = 71.0
 FY 21/22 Health allocated FTEs = 16.0
 FY 21/22 VSO allocated FTEs = 0.8
 FY 21/22 OES allocated FTEs = 1.0

SORT ORDER: BDT OFCR then ORG KEY; Period Reported: 06/30/21-06/30/21 ;Totals Only

SELECT FUND GROUP: 01-06 ; ACCOUNT CODE: 0100

	Prior	Debit	Credit	Period Bal.	YTD Balance
=====	=====	=====	=====	=====	=====
Total ORG KEY 0109 TOBACCO FUND	138,616.95	181.08*	1,521.14*	-1,340.06	137,276.89
Total ORG KEY 0111 HUMAN SERVICES	741,189.84	225,596.23*	844,095.58*	-618,499.35	122,690.49
Total ORG KEY 0115 TOBACCO PROGRAM - PROP 56	-76,162.41	1,234.00*	0.00*	1,234.00	-74,928.41
Total ORG KEY 0147 EMERGENCY SERVICES	176,460.32	311.89*	15,157.95*	-14,846.06	161,614.26
Total ORG KEY 0176 WOMEN, INFANTS & CHILDREN	45,044.18	0.00*	41,443.92*	-41,443.92	3,600.26
Total ORG KEY 0402 HEALTH DEPARTMENT	-186,575.60	258,711.13*	727,930.85*	-469,219.72	-655,795.32
Total ORG KEY 0489 CHILD POV & FAMILY SUPPORT	72,803.07	0.00*	0.00*	0.00	72,803.07
Total ORG KEY 0492 REALIGNMENT: SOCIAL SERVICES	1,344,358.15	0.00*	0.00*	0.00	1,344,358.15
Total ORG KEY 0493 REALIGNMENT: HEALTH SERVICES	1,734,361.00	0.00*	0.00*	0.00	1,734,361.00
Total ORG KEY 0503 HHS REALIGNMENT 2011	844,967.04	0.00*	0.00*	0.00	844,967.04
Total ORG KEY 0511 COUNTY CHILDRENS FUND	37,064.18	39.60*	134.38*	-94.78	36,969.40
Total ORG KEY 0543 HPP	-17,544.46	0.00*	5,131.86*	-5,131.86	-22,676.32
Total ORG KEY 0544 PANDEMIC	28,654.37	0.00*	3,108.22*	-3,108.22	25,546.15
Total ORG KEY 0545 PUBLIC HEALTH EMERGENCY RESP	398,309.04	0.00*	188,371.40*	-188,371.40	209,937.64
Total ORG KEY 0550 CDC PUB HLTH EMERG PREP	19,354.60	0.00*	15,326.10*	-15,326.10	4,028.50
Total BDT OFCR HUMN HUMAN SERVICES DIRECTOR	5,300,900.27	486,073.93*	1,842,221.40*	-1,356,147.47	3,944,752.80

Trinity County
Budget Officer Summary
CAO Requested Budget

HUMN HUMAN SERVICES DIRECTOR

Dept Description (Fund)	Expenditures	Revenues	Net Income
2260 EMERGENCY SERVICES-OES (147)	688,661	688,521	(140)
4100 TOBACCO PROGRAM (109)	258,812	150,000	(108,812)
4115 TOBACCO PROGRAM - PROP 56 (115)	152,713	151,950	(763)
4180 WOMEN INFANTS & CHILDREN (176)	370,144	370,144	0
4402 HEALTH DEPARTMENT (402)	4,075,960	4,077,564	1,604
5000 WELFARE DEPARTMENT (111)	11,042,637	11,032,700	(9,937)
5050 CATEGORICAL AIDS (111)	5,100,000	5,100,000	0
5080 INDIGENT CARE AND BURIAL (111)	50,200	50,200	0
5090 VETERANS SERVICES OFFICER (101)	130,126	25,000	(105,126)
5105 PUBLIC GUARDIAN (101)	169,378	10,000	(159,378)
8489 CHILDP OV & FAMILY SUPPORT (489)	197,806	197,806	0
8492 REALIGNMENT: SOCIAL SERVICES (492)	1,951,226	1,951,226	0
8493 REALIGNMENT: HEALTH SERVICES (493)	1,778,551	1,512,662	(265,889)
8503 HHS REALIGNMENT 2011 (503)	3,372,675	3,372,675	0
8511 COUNTY CHILDRENS FUND (511)	37,300	30,500	(6,800)
8543 HPP (543)	152,719	152,719	0
8544 PANDEMIC (544)	60,446	60,446	0
8545 PUBLIC HEALTH EMERGENCY RESP (545)	1,452,713	1,325,689	(127,024)
8550 CDC PUB HLTH EMERG PREPAREDNESS (550)	141,854	141,853	(1)
	<hr/>	<hr/>	<hr/>
Total HUMAN SERVICES DIRECTOR	31,183,921	30,401,655	(782,266)
General Fund Contribution			(264,504)
Non General Fund change to Fund Balance			(517,762)

Trinity County Budget Worksheets

For Fiscal Year 7/1/2021 - 6/30/2022

Function: 02 - Public Protection

Fund: 147 - EMERGENCY SERVICES

Activity: 27 - OTHER PROTECTION

Budget Officer: HUMN - HUMAN SERVICES DIRECTOR

Budget Unit: 2260 - EMERGENCY SERVICES-OES

Classification	Actuals 2019/20	Actuals 2020/21	Requested Budget 2021/22	Recommended Budget 2021/22
Revenues/Financing Sources				
6601 - INTEREST	547			
<i>Use of Money and Property</i>	547			
7190 - STATE GRANT INCOME		3		
7280 - STATE AID TO CIVIL DEFE	205,078	116,259	463,276	463,276
<i>Government Aid - State</i>	205,078	116,262	463,276	463,276
8900 - INTERFUND REVENUE	696	322	200	200
<i>Interfund Revenue</i>	696	322	200	200
9255 - CANCEL STALE DATED WARR	10			
9256 - REFUNDS FOR PRIOR YR EX	98,402	47,951		
<i>Miscellaneous Revenues</i>	98,413	47,951		
9297 - PRIOR YEAR ADJUSTMENT		2,576		
<i>Prior Period Revenue</i>		2,576		
9801 - SALE OF FIXED ASSETS		3,850		
<i>Other Financing Sources</i>		3,850		
Revenues/Financing Sources	304,734	170,962	463,476	463,476
Expenditures/Financing Uses				
1010 - REGULAR SALARY	68,969	75,355	83,224	83,224
1100 - SOCIAL SECURITY	5,872	6,360	6,367	6,367
1200 - PERS RETIREMENT	26,715	30,527	35,453	35,453
1210 - LIUNA PENSION	2,178	2,324	2,330	2,330
1300 - BENEFITS	9,791	9,873	12,916	12,916
1301 - GROUP INSURANCE RETIREE	19,737	17,109	16,153	16,293
1400 - UNEMPLOYMENT INSURANCE	490	490	490	490
1500 - WORKERS COMPENSATION	733	825	748	748
<i>Salaries and Benefits</i>	134,489	142,865	157,681	157,821
2060 - COMMUNICATIONS	59,941	17,424	21,000	21,000
2090 - HOUSEHOLD	30		50	50
2100 - INSURANCE	985	766	826	826
2140 - EQUIPMENT MAINTENANCE			1,000	1,000
2150 - MAINTENANCE OF STRUCTUR		209		
2260 - OFFICE EXPENSES	24,477	6,152	5,000	5,000
2300 - PROFESSIONAL & SPECIAL	1,856	1,816	2,000	2,000

**Trinity County
Budget Worksheets**

For Fiscal Year 7/1/2021 - 6/30/2022

Function: 02 - Public Protection

Fund: 147 - EMERGENCY SERVICES

Activity: 27 - OTHER PROTECTION

Budget Officer: HUMN - HUMAN SERVICES DIRECTOR

Budget Unit: 2260 - EMERGENCY SERVICES-OES

Classification	Actuals 2019/20	Actuals 2020/21	Requested Budget 2021/22	Recommended Budget 2021/22
2301 - COUNTY AUDIT	600			
2313 - PHYSICALS & DRUG TESTIN	113		500	500
2700 - SPECIAL DEPARTMENTAL EX	5,520	107,194	98,545	98,545
2750 - TRAVEL	15		2,000	2,000
2756 - TRAINING			250	250
2850 - UTILITIES	1,751	2,274	2,000	2,000
<i>Services and Supplies</i>	95,292	135,837	133,171	133,171
2399 - PROF SVCS - INTERFUND	23,608	9,276	29,465	29,465
2799 - INTERFUND FUEL/TRVL EXP	580	399	1,000	1,000
3290 - INDIRECT COST COUNTY DE	16,511	21,246	21,246	21,246
<i>Interfund Expenses</i>	40,700	30,922	51,711	51,711
4300 - FIXED ASSET - EQUIPMENT		56,896	345,958	345,958
<i>Fixed Assets</i>		56,896	345,958	345,958
Expenditures/Financing Uses	270,481	366,522	688,521	688,661
Transfers-In				
9800 - TRANSFER IN	140,936	127,980	225,045	225,045
<i>Transfers-In</i>	140,936	127,980	225,045	225,045
Transfers-In	140,936	127,980	225,045	225,045
Transfers-Out				
Transfers-Out	0	0	0	0
2260 - EMERGENCY SERVICES-OES				
600 Revenues/Sources	304,734	170,962	463,476	463,476
700 Expenditures/Uses	270,481	366,522	688,521	688,661
Net	34,252	(195,559)	(225,045)	(225,185)
800 Transfers In	140,936	127,980	225,045	225,045
850 Transfers Out				
Total	175,189	(67,578)	0	(140)

Trinity County Budget Worksheets

For Fiscal Year 7/1/2021 - 6/30/2022

Function: 04 - Health and Sanitation

Fund: 109 - TOBACCO PROGRAM FUND

Activity: 41 - HEALTH

Budget Officer: HUMN - HUMAN SERVICES DIRECTOR

Budget Unit: 4100 - TOBACCO PROGRAM

Classification	Actuals 2019/20	Actuals 2020/21	Requested Budget 2021/22	Recommended Budget 2021/22
Revenues/Financing Sources				
6601 - INTEREST	2,558			
<i>Use of Money and Property</i>	2,558			
7501 - STATE AID TOBACCO	220,091	75,000	150,000	150,000
<i>Government Aid - State</i>	220,091	75,000	150,000	150,000
Revenues/Financing Sources	222,650	75,000	150,000	150,000
Expenditures/Financing Uses				
2060 - COMMUNICATIONS	209	214	400	400
2300 - PROFESSIONAL & SPECIAL	141,393	103,300	227,829	227,829
2301 - COUNTY AUDIT	456			
2630 - RENTS & LEASES-STRUCTUR	272	375	500	500
2700 - SPECIAL DEPARTMENTAL EX			1,050	1,050
2850 - UTILITIES			85	85
<i>Services and Supplies</i>	142,332	103,890	229,864	229,864
2399 - PROF SVCS - INTERFUND	11,055	15,161	24,498	24,498
3290 - INDIRECT COST COUNTY DE	1,896	1,443	2,500	2,500
<i>Interfund Expenses</i>	12,951	16,604	26,998	26,998
4300 - FIXED ASSET - EQUIPMENT		112		
<i>Fixed Assets</i>		112		
Expenditures/Financing Uses	155,284	120,607	256,862	256,862
Transfers-In				
9800 - TRANSFER IN		181		
<i>Transfers-In</i>		181		
Transfers-In	0	181	0	0
Transfers-Out				
5500 - TRANSFER OUT:	9,658		1,950	1,950
<i>Other Financing Uses</i>	9,658		1,950	1,950
Transfers-Out	9,658	0	1,950	1,950

Trinity County
Budget Worksheets

For Fiscal Year 7/1/2021 - 6/30/2022

Function: 04 - Health and Sanitation

Fund: 109 - TOBACCO PROGRAM FUND

Activity: 41 - HEALTH

Budget Officer: HUMN - HUMAN SERVICES DIRECTOR

Budget Unit: 4100 - TOBACCO PROGRAM

Classification	Actuals 2019/20	Actuals 2020/21	Requested Budget 2021/22	Recommended Budget 2021/22
4100 - TOBACCO PROGRAM				
600 Revenues/Sources	222,650	75,000	150,000	150,000
700 Expenditures/Uses	155,284	120,607	256,862	256,862
Net	67,366	(45,607)	(106,862)	(106,862)
800 Transfers In		181		
850 Transfers Out	9,658		1,950	1,950
Total	57,707	(45,426)	(108,812)	(108,812)

**Trinity County
Budget Worksheets**

For Fiscal Year 7/1/2021 - 6/30/2022

Function: 04 - Health and Sanitation

Fund: 115 - TOBACCO PROGRAM - PROP 56

Activity: 41 - HEALTH

Budget Officer: HUMN - HUMAN SERVICES DIRECTOR

Budget Unit: 4115 - TOBACCO PROGRAM - PROP 56

Classification	Actuals 2019/20	Actuals 2020/21	Requested Budget 2021/22	Recommended Budget 2021/22
Revenues/Financing Sources				
6601 - INTEREST	92			
<i>Use of Money and Property</i>	<i>92</i>			
7190 - STATE GRANT INCOME	165,360	75,000	150,000	150,000
<i>Government Aid - State</i>	<i>165,360</i>	<i>75,000</i>	<i>150,000</i>	<i>150,000</i>
Revenues/Financing Sources	165,452	75,000	150,000	150,000
Expenditures/Financing Uses				
2300 - PROFESSIONAL & SPECIAL	165,341	150,192	150,713	150,713
2301 - COUNTY AUDIT	18			
<i>Services and Supplies</i>	<i>165,360</i>	<i>150,192</i>	<i>150,713</i>	<i>150,713</i>
3290 - INDIRECT COST COUNTY DE	1,431	1,234	2,000	2,000
<i>Interfund Expenses</i>	<i>1,431</i>	<i>1,234</i>	<i>2,000</i>	<i>2,000</i>
Expenditures/Financing Uses	166,791	151,426	152,713	152,713
Transfers-In				
9800 - TRANSFER IN	1,431	1,234	1,950	1,950
<i>Transfers-In</i>	<i>1,431</i>	<i>1,234</i>	<i>1,950</i>	<i>1,950</i>
Transfers-In	1,431	1,234	1,950	1,950
Transfers-Out				
Transfers-Out	0	0	0	0
4115 - TOBACCO PROGRAM - PROP 56				
600 Revenues/Sources	165,452	75,000	150,000	150,000
700 Expenditures/Uses	166,791	151,426	152,713	152,713
Net	(1,338)	(76,426)	(2,713)	(2,713)
800 Transfers In	1,431	1,234	1,950	1,950
850 Transfers Out				
Total	92	(75,192)	(763)	(763)

Trinity County Budget Worksheets

For Fiscal Year 7/1/2021 - 6/30/2022

Function: 04 - Health and Sanitation

Fund: 176 - WOMEN INFANTS & CHILDREN

Activity: 41 - HEALTH

Budget Officer: HUMN - HUMAN SERVICES DIRECTOR

Budget Unit: 4180 - WOMEN INFANTS & CHILDREN

Classification	Actuals 2019/20	Actuals 2020/21	Requested Budget 2021/22	Recommended Budget 2021/22
Revenues/Financing Sources				
6601 - INTEREST	646			
<i>Use of Money and Property</i>	646			
7731 - FEDERAL HEALTH ADMIN WI	340,075	162,692	370,144	370,144
<i>Government Aid - Federal</i>	340,075	162,692	370,144	370,144
9255 - CANCEL STALE DATED WARR	20			
<i>Miscellaneous Revenues</i>	20			
Revenues/Financing Sources	340,742	162,692	370,144	370,144
Expenditures/Financing Uses				
2050 - CLOTHING AND PERSONAL	96	37	180	180
2060 - COMMUNICATIONS	2,634	5,177	7,000	7,000
2090 - HOUSEHOLD	250	990	1,500	1,500
2140 - EQUIPMENT MAINTENANCE			150	150
2150 - MAINTENANCE OF STRUCTUR			500	500
2220 - MEDICAL, DENTAL & LAB S	1,350	5,570	5,979	5,979
2240 - MEMBERSHIPS	200	200	200	200
2260 - OFFICE EXPENSES	5,128	13,728	13,000	13,000
2300 - PROFESSIONAL & SPECIAL	16,329	8,286	21,274	21,274
2301 - COUNTY AUDIT	165			
2500 - PUBLICATIONS & NOTICES			500	500
2630 - RENTS & LEASES-STRUCTUR	8,391	9,167	10,977	10,977
2660 - SMALL TOOLS & INSTRUMEN	34			
2700 - SPECIAL DEPARTMENTAL EX	4,271	7,552	29,336	29,336
2750 - TRAVEL	498		7,400	7,400
2756 - TRAINING	151	2,065	2,650	2,650
2850 - UTILITIES	565	771	1,740	1,740
<i>Services and Supplies</i>	40,069	53,547	102,386	102,386
2399 - PROF SVCS - INTERFUND	215,924	146,393	251,255	251,255
2799 - INTERFUND FUEL/TRVL EXP	1,697	91	3,503	3,503
3290 - INDIRECT COST COUNTY DE	9,935	9,567	13,000	13,000
<i>Interfund Expenses</i>	227,556	156,051	267,758	267,758
4300 - FIXED ASSET - EQUIPMENT		1,483		
<i>Fixed Assets</i>		1,483		

Trinity County Budget Worksheets

For Fiscal Year 7/1/2021 - 6/30/2022

Function: 04 - Health and Sanitation

Fund: 176 - WOMEN INFANTS & CHILDREN

Activity: 41 - HEALTH

Budget Officer: HUMN - HUMAN SERVICES DIRECTOR

Budget Unit: 4180 - WOMEN INFANTS & CHILDREN

Classification	Actuals 2019/20	Actuals 2020/21	Requested Budget 2021/22	Recommended Budget 2021/22
Expenditures/Financing Uses	267,625	211,083	370,144	370,144
Transfers-In				
Transfers-In	0	0	0	0
Transfers-Out				
5500 - TRANSFER OUT:	56,820			
<i>Other Financing Uses</i>	56,820			
Transfers-Out	56,820	0	0	0
4180 - WOMEN INFANTS & CHILDREN				
600 Revenues/Sources	340,742	162,692	370,144	370,144
700 Expenditures/Uses	267,625	211,083	370,144	370,144
Net	73,116	(48,391)		
800 Transfers In				
850 Transfers Out	56,820			
Total	16,296	(48,391)	0	0

Trinity County
Budget Worksheets

For Fiscal Year 7/1/2021 - 6/30/2022

Function: 04 - Health and Sanitation

Fund: 402 - HEALTH DEPARTMENT

Activity: 41 - HEALTH

Budget Officer: HUMN - HUMAN SERVICES DIRECTOR

Budget Unit: 4402 - HEALTH DEPARTMENT

Classification	Actuals 2019/20	Actuals 2020/21	Requested Budget 2021/22	Recommended Budget 2021/22
Revenues/Financing Sources				
6249 - OTHER PERMITS			100	100
<i>Licenses, Permits & Franchises</i>			100	100
7007 - HEALTH AND HUMAN SERVIC		23,815	26,325	26,325
7098 - CMSP WELLNESS PROGRAM		96,000	15,377	15,377
7101 - STATE - ADMIN		17,576	110,000	110,000
7190 - STATE GRANT INCOME		37,161	218,950	218,950
7202 - AIDS PROGRAM		455	3,000	3,000
7204 - CHDP		29,290	79,744	79,744
7205 - MATERNAL CHILD HEALTH		32,226	97,471	97,471
7210 - IMMUNIZATION SUBVENTION		11,385	320,531	320,531
<i>Government Aid - State</i>		247,910	871,398	871,398
7701 - FEDERAL - ADMIN		1,686	34,887	34,887
7801 - FEDERAL GRANT INCOME		72,848	210,919	210,919
<i>Government Aid - Federal</i>		74,534	245,806	245,806
7110 - CALIFORNIA CHILDREN'S S		47,456	73,161	73,161
7739 - FOSTER CARE PHN		22,134	42,579	42,579
8661 - IMMUNIZATION FEES			400	400
<i>Charges for Current Services</i>		69,590	116,140	116,140
8900 - INTERFUND REVENUE		916,164	1,358,381	1,358,381
<i>Interfund Revenue</i>		916,164	1,358,381	1,358,381
9256 - REFUNDS FOR PRIOR YR EX		6,935		
9590 - REIMBURSABLES		2,395		
<i>Miscellaneous Revenues</i>		9,330		
8999 - PRIOR YR INTER-FUND REV		349		
9297 - PRIOR YEAR ADJUSTMENT		32,422		
<i>Prior Period Revenue</i>		32,772		
Revenues/Financing Sources	0	1,350,302	2,591,825	2,591,825
Expenditures/Financing Uses				
1010 - REGULAR SALARY		618,005	788,537	788,537
1030 - OVERTIME SALARY		17,694	19,500	19,500
1100 - SOCIAL SECURITY		50,795	60,323	60,323
1200 - PERS RETIREMENT		247,996	335,917	335,917

Trinity County Budget Worksheets

For Fiscal Year 7/1/2021 - 6/30/2022

Function: 04 - Health and Sanitation

Fund: 402 - HEALTH DEPARTMENT

Activity: 41 - HEALTH

Budget Officer: HUMN - HUMAN SERVICES DIRECTOR

Budget Unit: 4402 - HEALTH DEPARTMENT

Classification	Actuals 2019/20	Actuals 2020/21	Requested Budget 2021/22	Recommended Budget 2021/22
1210 - LIUNA PENSION		9,033	10,112	10,112
1300 - BENEFITS		90,208	162,943	162,943
1301 - GROUP INSURANCE RETIREE		239,528	258,440	260,680
1400 - UNEMPLOYMENT INSURANCE		5,995	7,350	7,350
1500 - WORKERS COMPENSATION		11,798	12,132	12,132
<i>Salaries and Benefits</i>		1,291,056	1,655,254	1,657,494
2050 - CLOTHING AND PERSONAL		37	550	550
2060 - COMMUNICATIONS		6,484	7,650	7,650
2080 - FOOD		186	1,468	1,468
2090 - HOUSEHOLD		873	1,100	1,100
2100 - INSURANCE		1,311	3,279	3,279
2140 - EQUIPMENT MAINTENANCE			100	100
2150 - MAINTENANCE OF STRUCTUR			300	300
2220 - MEDICAL, DENTAL & LAB S		3,036	50,581	50,581
2240 - MEMBERSHIPS		6,642	9,756	9,756
2260 - OFFICE EXPENSES		14,685	33,325	33,325
2300 - PROFESSIONAL & SPECIAL		69,032	181,195	181,195
2313 - PHYSICALS & DRUG TESTIN		128	375	375
2500 - PUBLICATIONS & NOTICES		195	1,000	1,000
2630 - RENTS & LEASES-STRUCTUR		28,615	42,757	42,757
2660 - SMALL TOOLS & INSTRUMEN			6,100	6,100
2700 - SPECIAL DEPARTMENTAL EX		6,779	884,008	884,008
2711 - SP DEPT EXP-AMBULANCE		65,000	65,000	65,000
2750 - TRAVEL		233	22,860	22,860
2756 - TRAINING		518	7,978	7,978
2850 - UTILITIES		3,662	5,880	5,880
<i>Services and Supplies</i>		207,423	1,325,262	1,325,262
2399 - PROF SVCS - INTERFUND			59,955	59,955
2799 - INTERFUND FUEL/TRVL EXP		155	12,250	12,250
3290 - INDIRECT COST COUNTY DE			44,792	44,792
<i>Interfund Expenses</i>		155	116,997	116,997
3291 - INTRA-FUND INDIRECT COS		40,333		
<i>Intra-Fund Expenses</i>		40,333		
3100 - SUPPORT & CARE OF PERSO		194	18,086	18,086
3221 - NORCAL ADMINISTRATION		26,725	26,726	26,726
<i>Other Charges</i>		26,919	44,812	44,812

Trinity County
Budget Worksheets

For Fiscal Year 7/1/2021 - 6/30/2022

Function: 04 - Health and Sanitation

Fund: 402 - HEALTH DEPARTMENT

Activity: 41 - HEALTH

Budget Officer: HUMN - HUMAN SERVICES DIRECTOR

Budget Unit: 4402 - HEALTH DEPARTMENT

Classification	Actuals 2019/20	Actuals 2020/21	Requested Budget 2021/22	Recommended Budget 2021/22
4300 - FIXED ASSET - EQUIPMENT		4,945		
<i>Fixed Assets</i>		<i>4,945</i>		
Expenditures/Financing Uses	0	1,570,832	3,142,325	3,144,565
Transfers-In				
9800 - TRANSFER IN		(561)	1,425,739	1,485,739
<i>Transfers-In</i>		<i>(561)</i>	<i>1,425,739</i>	<i>1,485,739</i>
Transfers-In	0	(561)	1,425,739	1,485,739
Transfers-Out				
5500 - TRANSFER OUT:		719,500	721,395	781,395
5580 - PUD-MCMS TRANSFER OUT		149,394	150,000	150,000
<i>Other Financing Uses</i>		<i>868,894</i>	<i>871,395</i>	<i>931,395</i>
Transfers-Out	0	868,894	871,395	931,395
4402 - HEALTH DEPARTMENT				
600 Revenues/Sources		1,350,302	2,591,825	2,591,825
700 Expenditures/Uses		1,570,832	3,142,325	3,144,565
Net		(220,530)	(550,500)	(552,740)
800 Transfers In		(561)	1,425,739	1,485,739
850 Transfers Out		868,894	871,395	931,395
Total	0	(1,089,986)	3,844	1,604

Trinity County Budget Worksheets

For Fiscal Year 7/1/2021 - 6/30/2022

Function: 04 - Health and Sanitation

Fund: 101 - GENERAL FUND

Activity: 41 - HEALTH

Budget Officer: HUMN - HUMAN SERVICES DIRECTOR

Budget Unit: 4000 - HEALTH DEPARTMENT

Classification	Actuals 2019/20	Actuals 2020/21	Requested Budget 2021/22	Recommended Budget 2021/22
Revenues/Financing Sources				
6601 - INTEREST	(105)			
<i>Use of Money and Property</i>	<i>(105)</i>			
7098 - CMSP WELLNESS PROGRAM	70,968			
7101 - STATE - ADMIN	23,115			
7190 - STATE GRANT INCOME	192,110			
7202 - AIDS PROGRAM	3,794			
7204 - CHDP	72,349			
7205 - MATERNAL CHILD HEALTH	103,514			
7210 - IMMUNIZATION SUBVENTION	33,402			
<i>Government Aid - State</i>	<i>499,254</i>			
7701 - FEDERAL - ADMIN	20,289			
7801 - FEDERAL GRANT INCOME	139,975			
<i>Government Aid - Federal</i>	<i>160,265</i>			
9282 - CONTRIBUTION FROM OTHER	15,000			
<i>Other Government Agencies</i>	<i>15,000</i>			
7110 - CALIFORNIA CHILDREN'S S	92,685			
7739 - FOSTER CARE PHN	42,989			
8661 - IMMUNIZATION FEES	285			
<i>Charges for Current Services</i>	<i>135,959</i>			
8900 - INTERFUND REVENUE	635,087			
<i>Interfund Revenue</i>	<i>635,087</i>			
9255 - CANCEL STALE DATED WARR	82			
9256 - REFUNDS FOR PRIOR YR EX	5,492			
9590 - REIMBURSABLES	3,810			
<i>Miscellaneous Revenues</i>	<i>9,384</i>			
Revenues/Financing Sources	1,454,844	0	0	0
Expenditures/Financing Uses				
1010 - REGULAR SALARY	618,493	()		
1030 - OVERTIME SALARY	9,709			
1100 - SOCIAL SECURITY	49,473			
1200 - PERS RETIREMENT	238,221			
1210 - LIUNA PENSION	6,758			

Trinity County Budget Worksheets

For Fiscal Year 7/1/2021 - 6/30/2022

Function: 04 - Health and Sanitation

Fund: 101 - GENERAL FUND

Activity: 41 - HEALTH

Budget Officer: HUMN - HUMAN SERVICES DIRECTOR

Budget Unit: 4000 - HEALTH DEPARTMENT

Classification	Actuals 2019/20	Actuals 2020/21	Requested Budget 2021/22	Recommended Budget 2021/22
1300 - BENEFITS	94,522			
1301 - GROUP INSURANCE RETIREE	256,592			
1400 - UNEMPLOYMENT INSURANCE	5,402			
1500 - WORKERS COMPENSATION	9,759			
<hr/>				
<i>Salaries and Benefits</i>	1,288,932	()		
2050 - CLOTHING AND PERSONAL	233			
2060 - COMMUNICATIONS	4,933			
2080 - FOOD	1,964			
2090 - HOUSEHOLD	726			
2100 - INSURANCE	1,594			
2220 - MEDICAL, DENTAL & LAB S	1,338			
2240 - MEMBERSHIPS	6,223			
2260 - OFFICE EXPENSES	11,820			
2300 - PROFESSIONAL & SPECIAL	110,759			
2500 - PUBLICATIONS & NOTICES	950			
2630 - RENTS & LEASES-STRUCTUR	21,909			
2700 - SPECIAL DEPARTMENTAL EX	34,652			
2711 - SP DEPT EXP-AMBULANCE	160,000			
2750 - TRAVEL	8,304			
2756 - TRAINING	2,000			
2850 - UTILITIES	2,247			
<hr/>				
<i>Services and Supplies</i>	369,657			
1299 - INTERFUND EXPENSE UAL	(45,920)			
2399 - PROF SVCS - INTERFUND	136,549			
2799 - INTERFUND FUEL/TRVL EXP	4,771			
<hr/>				
<i>Interfund Expenses</i>	95,401			
3291 - INTRA-FUND INDIRECT COS	157,777			
<hr/>				
<i>Intra-Fund Expenses</i>	157,777			
3100 - SUPPORT & CARE OF PERSO	334			
3221 - NORCAL ADMINISTRATION	26,725			
<hr/>				
<i>Other Charges</i>	27,060			
4300 - FIXED ASSET - EQUIPMENT	924			
<hr/>				
<i>Fixed Assets</i>	924			
<hr/>				
Expenditures/Financing Uses	1,939,753	(0)	0	0

Trinity County Budget Worksheets

For Fiscal Year 7/1/2021 - 6/30/2022

Function: 04 - Health and Sanitation

Fund: 101 - GENERAL FUND

Activity: 41 - HEALTH

Budget Officer: HUMN - HUMAN SERVICES DIRECTOR

Budget Unit: 4000 - HEALTH DEPARTMENT

Classification	Actuals 2019/20	Actuals 2020/21	Requested Budget 2021/22	Recommended Budget 2021/22
Transfers-In				
9800 - TRANSFER IN	1,144,384			
<i>Transfers-In</i>	<i>1,144,384</i>			
Transfers-In	1,144,384	0	0	0
Transfers-Out				
5500 - TRANSFER OUT:	600,937			
5580 - PUD-MCMS TRANSFER OUT	147,392			
<i>Other Financing Uses</i>	<i>748,330</i>			
Transfers-Out	748,330	0	0	0
4000 - HEALTH DEPARTMENT				
600 Revenues/Sources	1,454,844			
700 Expenditures/Uses	1,939,753	()		
Net	(484,908)			
800 Transfers In	1,144,384			
850 Transfers Out	748,330			
Total	(88,854)	0	0	0

Trinity County
Budget Worksheets

For Fiscal Year 7/1/2021 - 6/30/2022

Function: 05 - Public Assistance

Fund: 111 - HUMAN SERVICES FUND

Activity: 51 - WELFARE ADMINISTRATION

Budget Officer: HUMN - HUMAN SERVICES DIRECTOR

Budget Unit: 5000 - WELFARE DEPARTMENT

Classification	Actuals 2019/20	Actuals 2020/21	Requested Budget 2021/22	Recommended Budget 2021/22
Revenues/Financing Sources				
6601 - INTEREST	4,560			
<i>Use of Money and Property</i>	4,560			
7100 - STATE PUBLIC ASSISTANCE	27,256			
7101 - STATE - ADMIN	1,614,749	1,295,151	3,058,345	3,058,345
7105 - CMSP COUNTY MIA ELIGIBL	11,078	457		
7190 - STATE GRANT INCOME		230,250		
<i>Government Aid - State</i>	1,653,083	1,525,858	3,058,345	3,058,345
7701 - FEDERAL - ADMIN	2,545,236	3,010,414	3,274,454	3,274,454
7733 - MEDI-CAL ADMIN	1,286,266	1,381,445	1,319,916	1,319,916
<i>Government Aid - Federal</i>	3,831,502	4,391,859	4,594,370	4,594,370
7998 - OTHER AGENCY INCOME	164,851	249,660	516,919	516,919
<i>Other Government Agencies</i>	164,851	249,660	516,919	516,919
8900 - INTERFUND REVENUE	155,983	64,649	253,820	253,820
<i>Interfund Revenue</i>	155,983	64,649	253,820	253,820
9255 - CANCEL STALE DATED WARR	3,527			
9256 - REFUNDS FOR PRIOR YR EX	28,933	56,867	20,000	20,000
9590 - REIMBURSABLES	55,476	12,757	4,012	4,012
<i>Miscellaneous Revenues</i>	87,937	69,625	24,012	24,012
9297 - PRIOR YEAR ADJUSTMENT		(209,455)		
<i>Prior Period Revenue</i>		(209,455)		
9801 - SALE OF FIXED ASSETS	9,111	1,025		
<i>Other Financing Sources</i>	9,111	1,025		
Revenues/Financing Sources	5,907,029	6,093,222	8,447,466	8,447,466
Expenditures/Financing Uses				
1010 - REGULAR SALARY	2,877,348	2,949,323	3,658,504	3,658,504
1020 - EXTRA HELP SALARY	12,179	6,801		
1030 - OVERTIME SALARY	41,988	29,711	68,848	68,848
1050 - STAND BY PAY	31,785	30,885		
1100 - SOCIAL SECURITY	233,872	235,324	279,876	279,876
1200 - PERS RETIREMENT	1,109,817	1,190,778	1,558,523	1,558,523
1210 - LIUNA PENSION	35,039	37,013	45,239	45,239

Trinity County Budget Worksheets

For Fiscal Year 7/1/2021 - 6/30/2022

Function: 05 - Public Assistance

Fund: 111 - HUMAN SERVICES FUND

Activity: 51 - WELFARE ADMINISTRATION

Budget Officer: HUMN - HUMAN SERVICES DIRECTOR

Budget Unit: 5000 - WELFARE DEPARTMENT

Classification	Actuals 2019/20	Actuals 2020/21	Requested Budget 2021/22	Recommended Budget 2021/22
1300 - BENEFITS	485,400	495,652	758,893	758,893
1301 - GROUP INSURANCE RETIREE	1,342,175	1,197,643	1,146,827	1,156,764
1400 - UNEMPLOYMENT INSURANCE	33,600	32,775	35,280	35,280
1500 - WORKERS COMPENSATION	50,927	59,221	54,676	54,676
<i>Salaries and Benefits</i>	6,254,132	6,265,131	7,606,666	7,616,603
2050 - CLOTHING AND PERSONAL	61	103	240	240
2060 - COMMUNICATIONS	55,687	55,817	57,224	57,224
2080 - FOOD			200	200
2090 - HOUSEHOLD	9,205	7,594	9,833	9,833
2100 - INSURANCE	32,439	20,894	26,258	26,258
2140 - EQUIPMENT MAINTENANCE	17,927	8,684	12,900	12,900
2150 - MAINTENANCE OF STRUCTUR	5,342	4,943	10,700	10,700
2220 - MEDICAL, DENTAL & LAB S	2,112	4,769	3,000	3,000
2240 - MEMBERSHIPS	24,005	26,345	25,000	25,000
2250 - MISC EXPENSE			100	100
2260 - OFFICE EXPENSES	97,779	105,315	212,738	212,738
2300 - PROFESSIONAL & SPECIAL	443,769	369,922	683,990	683,990
2301 - COUNTY AUDIT	7,604			
2313 - PHYSICALS & DRUG TESTIN	689	486	750	750
2336 - PROF & SPECIAL SVCS/TRA	32,302	8,068	52,447	52,447
2362 - PROF & SPEC SVS:CHILD C	4,672	2,905	20,000	20,000
2500 - PUBLICATIONS & NOTICES	618	622	1,500	1,500
2600 - RENTS AND LEASES-EQUIPM	1,255	968	1,250	1,250
2630 - RENTS & LEASES-STRUCTUR	156,386	174,385	201,026	201,026
2660 - SMALL TOOLS & INSTRUMEN	2,551	3,201	3,500	3,500
2700 - SPECIAL DEPARTMENTAL EX	33,710	21,545	119,044	119,044
2750 - TRAVEL	45,842	11,701	62,320	62,320
2756 - TRAINING	6,284	3,709	11,470	11,470
2850 - UTILITIES	23,560	28,284	30,160	30,160
<i>Services and Supplies</i>	1,003,809	860,270	1,545,650	1,545,650
1299 - INTERFUND EXPENSE UAL	(270,928)			
2199 - INTERFUND MAINTENANCE E	3,286	12,512	7,500	7,500
2299 - INTERFUND SERVICES/SUPP	4,100	3,024	4,000	4,000
2399 - PROF SVCS - INTERFUND	508,438	474,320	668,747	668,747
2799 - INTERFUND FUEL/TRVL EXP	21,534	12,933	22,100	22,100
2899 - OTHER UTIL INTERFUND	5,574	8,857	11,190	11,190
3199 - GEN ASSISTANCE INTERFUN			100	100
3290 - INDIRECT COST COUNTY DE	224,669	224,765	426,150	426,150

**Trinity County
Budget Worksheets**

For Fiscal Year 7/1/2021 - 6/30/2022

Function: 05 - Public Assistance

Fund: 111 - HUMAN SERVICES FUND

Activity: 51 - WELFARE ADMINISTRATION

Budget Officer: HUMN - HUMAN SERVICES DIRECTOR

Budget Unit: 5000 - WELFARE DEPARTMENT

Classification	Actuals 2019/20	Actuals 2020/21	Requested Budget 2021/22	Recommended Budget 2021/22
<i>Interfund Expenses</i>	496,675	736,412	1,139,787	1,139,787
3100 - SUPPORT & CARE OF PERSONS	16,423	20,160	37,000	37,000
3131 - SUPT & CARE AFDC	279,466	420,586	513,597	513,597
3135 - DIRECT CHG -SUPPORT & C	41,436	48,618	74,000	74,000
3200 - CONTRIBUTIONS TO OTHERS	27,863	13,016	60,000	60,000
3376 - REFUNDS-UNSPENT REV ALL		10,453		
<i>Other Charges</i>	365,189	512,835	684,597	684,597
4200 - FIXED ASSETS - STRUCT &	6,454			
4300 - FIXED ASSET - EQUIPMENT	6,599	37,029	56,000	56,000
<i>Fixed Assets</i>	13,053	37,029	56,000	56,000
Expenditures/Financing Uses	8,132,861	8,411,679	11,032,700	11,042,637
Transfers-In				
9800 - TRANSFER IN	2,168,219	1,602,000	2,585,234	2,585,234
<i>Transfers-In</i>	2,168,219	1,602,000	2,585,234	2,585,234
Transfers-In	2,168,219	1,602,000	2,585,234	2,585,234
Transfers-Out				
Transfers-Out	0	0	0	0
5000 - WELFARE DEPARTMENT				
600 Revenues/Sources	5,907,029	6,093,222	8,447,466	8,447,466
700 Expenditures/Uses	8,132,861	8,411,679	11,032,700	11,042,637
Net	(2,225,831)	(2,318,456)	(2,585,234)	(2,595,171)
800 Transfers In	2,168,219	1,602,000	2,585,234	2,585,234
850 Transfers Out				
Total	(57,612)	(716,456)	0	(9,937)

Trinity County Budget Worksheets

For Fiscal Year 7/1/2021 - 6/30/2022

Function: 05 - Public Assistance

Fund: 111 - HUMAN SERVICES FUND

Activity: 51 - WELFARE ADMINISTRATION

Budget Officer: HUMN - HUMAN SERVICES DIRECTOR

Budget Unit: 5050 - CATEGORICAL AIDS

Classification	Actuals 2019/20	Actuals 2020/21	Requested Budget 2021/22	Recommended Budget 2021/22
Revenues/Financing Sources				
7100 - STATE PUBLIC ASSISTANCE	12,591	16,422	15,000	15,000
7103 - STATE ASSISTANCE	410,317	100,458	100,000	100,000
<i>Government Aid - State</i>	422,909	116,880	115,000	115,000
7720 - FEDERAL ASSISTANCE	432,563	712,110	817,377	817,377
7725 - FEDERAL ADOPTION	1,235,590	1,190,995	1,200,000	1,200,000
7805 - SOCIAL SECURITY FOR CHI	28,959	24,754	25,000	25,000
<i>Government Aid - Federal</i>	1,697,112	1,927,859	2,042,377	2,042,377
9051 - AFDC REPAYMENTS	5,694	3,964	5,000	5,000
9053 - FOOD STAMP REPAYMENTS	3,367	2,081	2,000	2,000
9255 - CANCEL STALE DATED WARR	579			
<i>Miscellaneous Revenues</i>	9,640	6,045	7,000	7,000
Revenues/Financing Sources	2,129,662	2,050,784	2,164,377	2,164,377
Expenditures/Financing Uses				
3100 - SUPPORT & CARE OF PERSO	358,341	368,190	400,000	400,000
3131 - SUPT & CARE AFDC	872,097	997,278	1,050,000	1,050,000
3132 - SUPT & CARE FOSTER CARE	1,071,712	1,055,127	1,300,000	1,300,000
3133 - SUPT & CARE ADOPTION	2,268,383	2,133,035	2,350,000	2,350,000
<i>Other Charges</i>	4,570,533	4,553,631	5,100,000	5,100,000
Expenditures/Financing Uses	4,570,533	4,553,631	5,100,000	5,100,000
Transfers-In				
9800 - TRANSFER IN	2,522,437	2,790,000	2,935,623	2,935,623
<i>Transfers-In</i>	2,522,437	2,790,000	2,935,623	2,935,623
Transfers-In	2,522,437	2,790,000	2,935,623	2,935,623

**Trinity County
Budget Worksheets**

For Fiscal Year 7/1/2021 - 6/30/2022

Function: 05 - Public Assistance

Fund: 111 - HUMAN SERVICES FUND

Activity: 51 - WELFARE ADMINISTRATION

Budget Officer: HUMN - HUMAN SERVICES DIRECTOR

Budget Unit: 5050 - CATEGORICAL AIDS

Classification	Actuals 2019/20	Actuals 2020/21	Requested Budget 2021/22	Recommended Budget 2021/22
5050 - CATEGORICAL AIDS				
600 Revenues/Sources	2,129,662	2,050,784	2,164,377	2,164,377
700 Expenditures/Uses	4,570,533	4,553,631	5,100,000	5,100,000
Net	(2,440,871)	(2,502,846)	(2,935,623)	(2,935,623)
800 Transfers In	2,522,437	2,790,000	2,935,623	2,935,623
850 Transfers Out				
Total	81,565	287,153	0	0

Trinity County
Budget Worksheets

For Fiscal Year 7/1/2021 - 6/30/2022

Function: 05 - Public Assistance

Fund: 111 - HUMAN SERVICES FUND

Activity: 53 - GENERAL RELIEF

Budget Officer: HUMN - HUMAN SERVICES DIRECTOR

Budget Unit: 5080 - INDIGENT CARE AND BURIAL

Classification	Actuals 2019/20	Actuals 2020/21	Requested Budget 2021/22	Recommended Budget 2021/22
Revenues/Financing Sources				
6550 - FINES AND FEES	216	240	200	200
<i>Fines, Forfeitures & Penalties</i>	216	240	200	200
9052 - GENERAL ASSISTANCE REPA	8,430	4,156	8,000	8,000
<i>Miscellaneous Revenues</i>	8,430	4,156	8,000	8,000
Revenues/Financing Sources	8,646	4,396	8,200	8,200
Expenditures/Financing Uses				
3103 - INDIGENT BURIAL	28,867	21,890	25,200	25,200
3130 - SUPT	25,440	16,001	25,000	25,000
<i>Other Charges</i>	54,307	37,891	50,200	50,200
Expenditures/Financing Uses	54,307	37,891	50,200	50,200
Transfers-In				
9800 - TRANSFER IN	43,979	41,690	42,000	42,000
<i>Transfers-In</i>	43,979	41,690	42,000	42,000
Transfers-In	43,979	41,690	42,000	42,000
5080 - INDIGENT CARE AND BURIAL				
600 Revenues/Sources	8,646	4,396	8,200	8,200
700 Expenditures/Uses	54,307	37,891	50,200	50,200
Net	(45,660)	(33,495)	(42,000)	(42,000)
800 Transfers In	43,979	41,690	42,000	42,000
850 Transfers Out				
Total	(1,681)	8,194	0	0

Trinity County
Budget Worksheets

For Fiscal Year 7/1/2021 - 6/30/2022

Function: 05 - Public Assistance

Fund: 101 - GENERAL FUND

Activity: 55 - VETERAN SERVICES

Budget Officer: HUMN - HUMAN SERVICES DIRECTOR

Budget Unit: 5090 - VETERANS SERVICES OFFICER

Classification	Actuals 2019/20	Actuals 2020/21	Requested Budget 2021/22	Recommended Budget 2021/22
Revenues/Financing Sources				
7420 - STATE AID	12,070	27,342	25,000	25,000
<i>Government Aid - State</i>	12,070	27,342	25,000	25,000
9256 - REFUNDS FOR PRIOR YR EX	217	1,047		
<i>Miscellaneous Revenues</i>	217	1,047		
9297 - PRIOR YEAR ADJUSTMENT		1,247		
<i>Prior Period Revenue</i>		1,247		
Revenues/Financing Sources	12,287	29,636	25,000	25,000
Expenditures/Financing Uses				
1010 - REGULAR SALARY	19,452	37,938	56,660	56,660
1100 - SOCIAL SECURITY	1,831	3,443	4,335	4,335
1200 - PERS RETIREMENT	7,534	15,369	24,137	24,137
1300 - BENEFITS	4,570	8,031	12,120	12,120
1301 - GROUP INSURANCE RETIREE	9,868	10,265	12,922	13,034
1400 - UNEMPLOYMENT INSURANCE	586	490	490	490
1500 - WORKERS COMPENSATION	366	495	599	599
<i>Salaries and Benefits</i>	44,211	76,032	111,263	111,375
2060 - COMMUNICATIONS	646	1,217	1,200	1,200
2240 - MEMBERSHIPS	2,050	2,000	2,000	2,000
2260 - OFFICE EXPENSES	1,909	891	1,000	1,000
2313 - PHYSICALS & DRUG TESTIN	49			
2630 - RENTS & LEASES-STRUCTUR		120	1,000	1,000
2700 - SPECIAL DEPARTMENTAL EX			50	50
2750 - TRAVEL	1,579	26	2,000	2,000
2756 - TRAINING	350	480	700	700
<i>Services and Supplies</i>	6,583	4,734	7,950	7,950
2399 - PROF SVCS - INTERFUND	1,295		2,610	2,610
2799 - INTERFUND FUEL/TRVL EXP	851	536	1,000	1,000
<i>Interfund Expenses</i>	2,146	536	3,610	3,610
2101 - INTRA-FUND INSURANCE EX	861	1,003	1,682	1,682
3291 - INTRA-FUND INDIRECT COS	5,427	4,656	5,509	5,509
<i>Intra-Fund Expenses</i>	6,288	5,659	7,191	7,191

Trinity County
Budget Worksheets

For Fiscal Year 7/1/2021 - 6/30/2022

Function: 05 - Public Assistance

Fund: 101 - GENERAL FUND

Activity: 55 - VETERAN SERVICES

Budget Officer: HUMN - HUMAN SERVICES DIRECTOR

Budget Unit: 5090 - VETERANS SERVICES OFFICER

Classification	Actuals 2019/20	Actuals 2020/21	Requested Budget 2021/22	Recommended Budget 2021/22
Expenditures/Financing Uses	59,229	86,962	130,014	130,126
Transfers-Out				
Transfers-Out	0	0	0	0
5090 - VETERANS SERVICES OFFICER				
600 Revenues/Sources	12,287	29,636	25,000	25,000
700 Expenditures/Uses	59,229	86,962	130,014	130,126
Net	(46,942)	(57,326)	(105,014)	(105,126)
800 Transfers In				
850 Transfers Out				
Total	(46,942)	(57,326)	(105,014)	(105,126)

Trinity County
Budget Worksheets

For Fiscal Year 7/1/2021 - 6/30/2022

Function: 02 - Public Protection

Fund: 101 - GENERAL FUND

Activity: 27 - OTHER PROTECTION

Budget Officer: HUMN - HUMAN SERVICES DIRECTOR

Budget Unit: 5105 - PUBLIC GUARDIAN

Classification	Actuals 2019/20	Actuals 2020/21	Requested Budget 2021/22	Recommended Budget 2021/22
Revenues/Financing Sources				
8603 - PUBLIC GUARDIAN FEES		10,328	10,000	10,000
<i>Charges for Current Services</i>		10,328	10,000	10,000
Revenues/Financing Sources	0	10,328	10,000	10,000
Expenditures/Financing Uses				
2060 - COMMUNICATIONS		135	200	200
2090 - HOUSEHOLD		71	60	60
2240 - MEMBERSHIPS		2,170	2,650	2,650
2260 - OFFICE EXPENSES		1,090	800	800
2300 - PROFESSIONAL & SPECIAL		3,862	6,316	6,316
2630 - RENTS & LEASES-STRUCTUR		2,062	2,000	2,000
2750 - TRAVEL		126	3,000	3,000
2756 - TRAINING			2,500	2,500
2850 - UTILITIES		308	300	300
<i>Services and Supplies</i>		9,827	17,826	17,826
2399 - PROF SVCS - INTERFUND		60,853	100,434	100,434
2799 - INTERFUND FUEL/TRVL EXP		443	2,500	2,500
3290 - INDIRECT COST COUNTY DE		(3,372)	21,618	21,618
<i>Interfund Expenses</i>		57,924	124,552	124,552
2375 - INTRAFUND PROF & SPECIA		8,964	27,000	27,000
<i>Intra-Fund Expenses</i>		8,964	27,000	27,000
Expenditures/Financing Uses	0	76,715	169,378	169,378
5105 - PUBLIC GUARDIAN				
600 Revenues/Sources		10,328	10,000	10,000
700 Expenditures/Uses		76,715	169,378	169,378
Net		(66,387)	(159,378)	(159,378)
800 Transfers In				
850 Transfers Out				
Total	0	(66,387)	(159,378)	(159,378)

**Trinity County
Budget Worksheets**

For Fiscal Year 7/1/2021 - 6/30/2022

Function: 02 - Public Protection

Fund: 111 - HUMAN SERVICES FUND

Activity: 27 - OTHER PROTECTION

Budget Officer: HUMN - HUMAN SERVICES DIRECTOR

Budget Unit: 5100 - PUBLIC GUARDIAN

Classification	Actuals 2019/20	Actuals 2020/21	Requested Budget 2021/22	Recommended Budget 2021/22
Revenues/Financing Sources				
8603 - PUBLIC GUARDIAN FEES	7,179			
<i>Charges for Current Services</i>	<i>7,179</i>			
Revenues/Financing Sources	7,179	0	0	0
Expenditures/Financing Uses				
2060 - COMMUNICATIONS	136			
2090 - HOUSEHOLD	66			
2240 - MEMBERSHIPS	2,530			
2260 - OFFICE EXPENSES	1,046			
2300 - PROFESSIONAL & SPECIAL	3,695			
2630 - RENTS & LEASES-STRUCTUR	1,792			
2750 - TRAVEL	659			
2756 - TRAINING	177			
2850 - UTILITIES	234			
<i>Services and Supplies</i>	<i>10,338</i>			
2399 - PROF SVCS - INTERFUND	113,866			
2799 - INTERFUND FUEL/TRVL EXP	3,489			
3290 - INDIRECT COST COUNTY DE	6,241			
<i>Interfund Expenses</i>	<i>123,596</i>			
Expenditures/Financing Uses	133,935	0	0	0
Transfers-In				
9800 - TRANSFER IN	65,776	53,888		
<i>Transfers-In</i>	<i>65,776</i>	<i>53,888</i>		
Transfers-In	65,776	53,888	0	0
Transfers-Out				
Transfers-Out	0	0	0	0

Trinity County
Budget Worksheets

For Fiscal Year 7/1/2021 - 6/30/2022

Function: 02 - Public Protection

Fund: 111 - HUMAN SERVICES FUND

Activity: 27 - OTHER PROTECTION

Budget Officer: HUMN - HUMAN SERVICES DIRECTOR

Budget Unit: 5100 - PUBLIC GUARDIAN

Classification	Actuals 2019/20	Actuals 2020/21	Requested Budget 2021/22	Recommended Budget 2021/22
5100 - PUBLIC GUARDIAN				
600 Revenues/Sources	7,179			
700 Expenditures/Uses	133,935			
Net	(126,756)			
800 Transfers In	65,776	53,888		
850 Transfers Out				
Total	(60,980)	53,888	0	0

Trinity County
Budget Worksheets

For Fiscal Year 7/1/2021 - 6/30/2022

Function: 05 - Public Assistance

Fund: 489 - REALIGN: CHILD POV & FAM SUPP

Activity: 51 - WELFARE ADMINISTRATION

Budget Officer: HUMN - HUMAN SERVICES DIRECTOR

Budget Unit: 8489 - CHILD POV & FAMILY SUPPORT

Classification	Actuals 2019/20	Actuals 2020/21	Requested Budget 2021/22	Recommended Budget 2021/22
Revenues/Financing Sources				
7063 - REALIGNMENT: VEH LICENS	39,198	29,334	31,350	31,350
7111 - THE FAMILY SUPPORT ACCO	171,867	163,645	162,685	162,685
7163 - REALIGNMENT: SALES TAX	8,812		3,771	3,771
<i>Government Aid - State</i>	219,878	192,980	197,806	197,806
Revenues/Financing Sources	219,878	192,980	197,806	197,806
Expenditures/Financing Uses				
2301 - COUNTY AUDIT	4			
<i>Services and Supplies</i>	4			
3290 - INDIRECT COST COUNTY DE			50	50
<i>Interfund Expenses</i>			50	50
Expenditures/Financing Uses	4	0	50	50
Transfers-Out				
5500 - TRANSFER OUT:	204,737	148,000	197,756	197,756
<i>Other Financing Uses</i>	204,737	148,000	197,756	197,756
Transfers-Out	204,737	148,000	197,756	197,756
8489 - CHILD POV & FAMILY SUPPORT				
600 Revenues/Sources	219,878	192,980	197,806	197,806
700 Expenditures/Uses	4		50	50
Net	219,873	192,980	197,756	197,756
800 Transfers In				
850 Transfers Out	204,737	148,000	197,756	197,756
Total	15,136	44,980	0	0

**Trinity County
Budget Worksheets**

For Fiscal Year 7/1/2021 - 6/30/2022

Function: 05 - Public Assistance

Fund: 492 - REALIGNMENT SOCIAL SERVICES

Activity: 51 - WELFARE ADMINISTRATION

Budget Officer: HUMN - HUMAN SERVICES DIRECTOR

Budget Unit: 8492 - REALIGNMENT: SOCIAL SERVICES

Classification	Actuals 2019/20	Actuals 2020/21	Requested Budget 2021/22	Recommended Budget 2021/22
Revenues/Financing Sources				
7063 - REALIGNMENT: VEH LICENS	147,513	133,059	145,573	145,573
7076 - CORONA VIRUS RELIEF FUN		177,075		
7163 - REALIGNMENT: SALES TAX	1,632,891	1,691,377	1,805,653	1,805,653
<i>Government Aid - State</i>	1,780,404	2,001,512	1,951,226	1,951,226
Revenues/Financing Sources	1,780,404	2,001,512	1,951,226	1,951,226
Expenditures/Financing Uses				
2301 - COUNTY AUDIT	219			
<i>Services and Supplies</i>	219			
3290 - INDIRECT COST COUNTY DE			400	400
<i>Interfund Expenses</i>			400	400
Expenditures/Financing Uses	219	0	400	400
Transfers-In				
Transfers-In	0	0	0	0
Transfers-Out				
5500 - TRANSFER OUT:	1,627,723	1,392,000	1,950,826	1,950,826
<i>Other Financing Uses</i>	1,627,723	1,392,000	1,950,826	1,950,826
Transfers-Out	1,627,723	1,392,000	1,950,826	1,950,826
8492 - REALIGNMENT: SOCIAL SERVICES				
600 Revenues/Sources	1,780,404	2,001,512	1,951,226	1,951,226
700 Expenditures/Uses	219		400	400
Net	1,780,185	2,001,512	1,950,826	1,950,826
800 Transfers In				
850 Transfers Out	1,627,723	1,392,000	1,950,826	1,950,826
Total	152,462	609,512	0	0

Trinity County Budget Worksheets

For Fiscal Year 7/1/2021 - 6/30/2022

Function: 04 - Health and Sanitation

Fund: 493 - REALIGNMENT HEALTH SERVICES

Activity: 41 - HEALTH

Budget Officer: HUMN - HUMAN SERVICES DIRECTOR

Budget Unit: 8493 - REALIGNMENT: HEALTH SERVICES

Classification	Actuals 2019/20	Actuals 2020/21	Requested Budget 2021/22	Recommended Budget 2021/22
Revenues/Financing Sources				
7063 - REALIGNMENT: VEH LICENS	1,141,496	1,248,480	1,145,000	1,145,000
7076 - CORONA VIRUS RELIEF FUN		127,683		
7206 - HEALTH REALIGNMENT - SA	75,736	81,544	75,000	75,000
<i>Government Aid - State</i>	1,217,232	1,457,709	1,220,000	1,220,000
Revenues/Financing Sources	1,217,232	1,457,709	1,220,000	1,220,000
Expenditures/Financing Uses				
2301 - COUNTY AUDIT	32			
<i>Services and Supplies</i>	32			
3290 - INDIRECT COST COUNTY DE			150	150
<i>Interfund Expenses</i>			150	150
Expenditures/Financing Uses	32	0	150	150
Transfers-In				
9800 - TRANSFER IN	292,662	292,662	292,662	292,662
<i>Transfers-In</i>	292,662	292,662	292,662	292,662
Transfers-In	292,662	292,662	292,662	292,662
Transfers-Out				
5500 - TRANSFER OUT:	1,028,366	(561)	1,425,739	1,485,739
5507 - TRANSFER OUT: DEBT SERV	292,662	292,662	292,662	292,662
<i>Other Financing Uses</i>	1,321,028	292,100	1,718,401	1,778,401
Transfers-Out	1,321,028	292,100	1,718,401	1,778,401
8493 - REALIGNMENT: HEALTH SERVICES				
600 Revenues/Sources	1,217,232	1,457,709	1,220,000	1,220,000
700 Expenditures/Uses	32		150	150
Net	1,217,199	1,457,709	1,219,850	1,219,850
800 Transfers In	292,662	292,662	292,662	292,662
850 Transfers Out	1,321,028	292,100	1,718,401	1,778,401
Total	188,832	1,458,271	(205,889)	(265,889)

**Trinity County
Budget Worksheets**

For Fiscal Year 7/1/2021 - 6/30/2022

Function: 05 - Public Assistance

Fund: 503 - H&HS REALIGNMENT FUND 2011

Activity: 51 - WELFARE ADMINISTRATION

Budget Officer: HUMN - HUMAN SERVICES DIRECTOR

Budget Unit: 8503 - HHS REALIGNMENT 2011

Classification	Actuals 2019/20	Actuals 2020/21	Requested Budget 2021/22	Recommended Budget 2021/22
Revenues/Financing Sources				
7020 - CALWORKS MAINTENANCE OF	214,048	279,528	241,930	241,930
7076 - CORONA VIRUS RELIEF FUN		133,583		
7082 - PROTECTIVE SERVICES SUB	2,619,037	3,023,373	2,981,662	2,981,662
7097 - PROTECTIVE SERVICES GRW	73,504		149,083	149,083
<i>Government Aid - State</i>	2,906,591	3,436,484	3,372,675	3,372,675
Revenues/Financing Sources	2,906,591	3,436,484	3,372,675	3,372,675
Expenditures/Financing Uses				
2301 - COUNTY AUDIT	96		400	400
<i>Services and Supplies</i>	96		400	400
Expenditures/Financing Uses	96	0	400	400
Transfers-In				
Transfers-In	0	0	0	0
Transfers-Out				
5500 - TRANSFER OUT:	2,883,196	2,872,000	3,372,275	3,372,275
<i>Other Financing Uses</i>	2,883,196	2,872,000	3,372,275	3,372,275
Transfers-Out	2,883,196	2,872,000	3,372,275	3,372,275
8503 - HHS REALIGNMENT 2011				
600 Revenues/Sources	2,906,591	3,436,484	3,372,675	3,372,675
700 Expenditures/Uses	96		400	400
Net	2,906,494	3,436,484	3,372,275	3,372,275
800 Transfers In				
850 Transfers Out	2,883,196	2,872,000	3,372,275	3,372,275
Total	23,298	564,484	0	0

**Trinity County
Budget Worksheets**

For Fiscal Year 7/1/2021 - 6/30/2022

Function: 04 - Health and Sanitation

Fund: 511 - COUNTY CHILDRENS FUND

Activity: 56 - OTHER ASSISTANCE

Budget Officer: HUMN - HUMAN SERVICES DIRECTOR

Budget Unit: 8511 - COUNTY CHILDRENS FUND

Classification	Actuals 2019/20	Actuals 2020/21	Requested Budget 2021/22	Recommended Budget 2021/22
Revenues/Financing Sources				
6550 - FINES AND FEES	478	288	300	300
<i>Fines, Forfeitures & Penalties</i>	478	288	300	300
7420 - STATE AID	195		200	200
<i>Government Aid - State</i>	195		200	200
7801 - FEDERAL GRANT INCOME	29,695	30,172	30,000	30,000
<i>Government Aid - Federal</i>	29,695	30,172	30,000	30,000
Revenues/Financing Sources	30,368	30,460	30,500	30,500
Expenditures/Financing Uses				
2300 - PROFESSIONAL & SPECIAL	20,963	9,460	20,000	20,000
2301 - COUNTY AUDIT	63			
2700 - SPECIAL DEPARTMENTAL EX	3,331	1,560	7,300	7,300
<i>Services and Supplies</i>	24,358	11,020	27,300	27,300
2399 - PROF SVCS - INTERFUND			10,000	10,000
<i>Interfund Expenses</i>			10,000	10,000
3200 - CONTRIBUTIONS TO OTHERS	10,559			
<i>Other Charges</i>	10,559			
Expenditures/Financing Uses	34,917	11,020	37,300	37,300
Transfers-Out				
Transfers-Out	0	0	0	0
8511 - COUNTY CHILDRENS FUND				
600 Revenues/Sources	30,368	30,460	30,500	30,500
700 Expenditures/Uses	34,917	11,020	37,300	37,300
Net	(4,549)	19,439	(6,800)	(6,800)
800 Transfers In				
850 Transfers Out				
Total	(4,549)	19,439	(6,800)	(6,800)

Trinity County Budget Worksheets

For Fiscal Year 7/1/2021 - 6/30/2022

Function: 04 - Health and Sanitation

Fund: 543 - HPP

Activity: 41 - HEALTH

Budget Officer: HUMN - HUMAN SERVICES DIRECTOR

Budget Unit: 8543 - HPP

Classification	Actuals 2019/20	Actuals 2020/21	Requested Budget 2021/22	Recommended Budget 2021/22
Revenues/Financing Sources				
7801 - FEDERAL GRANT INCOME	143,787	89,293	152,719	152,719
<i>Government Aid - Federal</i>	143,787	89,293	152,719	152,719
Revenues/Financing Sources	143,787	89,293	152,719	152,719
Expenditures/Financing Uses				
2050 - CLOTHING AND PERSONAL			500	500
2080 - FOOD	417	336	500	500
2090 - HOUSEHOLD	23	7		
2220 - MEDICAL, DENTAL & LAB S	477		5,000	5,000
2260 - OFFICE EXPENSES	124	284	3,500	3,500
2300 - PROFESSIONAL & SPECIAL	37,261	20,518	60,205	60,205
2301 - COUNTY AUDIT	387			
2630 - RENTS & LEASES-STRUCTUR			500	500
2660 - SMALL TOOLS & INSTRUMEN		5,895	3,500	3,500
2700 - SPECIAL DEPARTMENTAL EX		648	9,518	9,518
2750 - TRAVEL	258		3,300	3,300
2756 - TRAINING	2,980		1,000	1,000
<i>Services and Supplies</i>	41,929	27,691	87,523	87,523
2399 - PROF SVCS - INTERFUND	57,647	43,769	61,696	61,696
2799 - INTERFUND FUEL/TRVL EXP	1,264	55	1,500	1,500
3290 - INDIRECT COST COUNTY DE	1,578	1,317	2,000	2,000
<i>Interfund Expenses</i>	60,490	45,142	65,196	65,196
3200 - CONTRIBUTIONS TO OTHERS	8,442			
<i>Other Charges</i>	8,442			
Expenditures/Financing Uses	110,862	72,833	152,719	152,719
Transfers-In				
Transfers-In	0	0	0	0
Transfers-Out				
5500 - TRANSFER OUT:	12,772			
<i>Other Financing Uses</i>	12,772			
Transfers-Out	12,772	0	0	0

**Trinity County
Budget Worksheets**

For Fiscal Year 7/1/2021 - 6/30/2022

Function: 04 - Health and Sanitation

Fund: 543 - HPP

Activity: 41 - HEALTH

Budget Officer: HUMN - HUMAN SERVICES DIRECTOR

Budget Unit: 8543 - HPP

Classification	Actuals 2019/20	Actuals 2020/21	Requested Budget 2021/22	Recommended Budget 2021/22
8543 - HPP				
600 Revenues/Sources	143,787	89,293	152,719	152,719
700 Expenditures/Uses	110,862	72,833	152,719	152,719
Net	32,925	16,459		
800 Transfers In				
850 Transfers Out	12,772			
Total	20,152	16,459	0	0

Trinity County Budget Worksheets

For Fiscal Year 7/1/2021 - 6/30/2022

Function: 04 - Health and Sanitation

Fund: 544 - PANDEMIC

Activity: 41 - HEALTH

Budget Officer: HUMN - HUMAN SERVICES DIRECTOR

Budget Unit: 8544 - PANDEMIC

Classification	Actuals 2019/20	Actuals 2020/21	Requested Budget 2021/22	Recommended Budget 2021/22
Revenues/Financing Sources				
6601 - INTEREST	419			
<i>Use of Money and Property</i>	419			
7747 - PANDEMIC FLU II STATE F	61,214	28,357	60,446	60,446
<i>Government Aid - State</i>	61,214	28,357	60,446	60,446
Revenues/Financing Sources	61,634	28,357	60,446	60,446
Expenditures/Financing Uses				
2050 - CLOTHING AND PERSONAL	185		500	500
2080 - FOOD	335		500	500
2220 - MEDICAL, DENTAL & LAB S	1,250	939	202	202
2260 - OFFICE EXPENSES	676	206	1,800	1,800
2300 - PROFESSIONAL & SPECIAL	342	92	4,110	4,110
2301 - COUNTY AUDIT	68			
2630 - RENTS & LEASES-STRUCTUR			500	500
2660 - SMALL TOOLS & INSTRUMEN			500	500
2700 - SPECIAL DEPARTMENTAL EX	1,466	94	8,705	8,705
<i>Services and Supplies</i>	4,325	1,332	16,817	16,817
2399 - PROF SVCS - INTERFUND	49,752	28,615	41,629	41,629
2799 - INTERFUND FUEL/TRVL EXP	749		1,000	1,000
3290 - INDIRECT COST COUNTY DE	741	804	1,000	1,000
<i>Interfund Expenses</i>	51,242	29,419	43,629	43,629
Expenditures/Financing Uses	55,568	30,751	60,446	60,446
Transfers-Out				
5500 - TRANSFER OUT:	14,549			
<i>Other Financing Uses</i>	14,549			
Transfers-Out	14,549	0	0	0

**Trinity County
Budget Worksheets**

For Fiscal Year 7/1/2021 - 6/30/2022

Function: 04 - Health and Sanitation

Fund: 544 - PANDEMIC

Activity: 41 - HEALTH

Budget Officer: HUMN - HUMAN SERVICES DIRECTOR

Budget Unit: 8544 - PANDEMIC

Classification	Actuals 2019/20	Actuals 2020/21	Requested Budget 2021/22	Recommended Budget 2021/22
8544 - PANDEMIC				
600 Revenues/Sources	61,634	28,357	60,446	60,446
700 Expenditures/Uses	55,568	30,751	60,446	60,446
Net	6,065	(2,394)		
800 Transfers In				
850 Transfers Out	14,549			
Total	(8,483)	(2,394)	0	0

Trinity County Budget Worksheets

For Fiscal Year 7/1/2021 - 6/30/2022

Function: 04 - Health and Sanitation

Fund: 545 - PUBLIC HEALTH EMERGENCY RESP

Activity: 00 - NOT APPLICABLE

Budget Officer: HUMN - HUMAN SERVICES DIRECTOR

Budget Unit: 8545 - PUBLIC HEALTH EMERGENCY RESP

Classification	Actuals 2019/20	Actuals 2020/21	Requested Budget 2021/22	Recommended Budget 2021/22
Revenues/Financing Sources				
7007 - HEALTH AND HUMAN SERVIC		50,000	50,000	50,000
7259 - STATE AID TO HEALTH DEP	112,445			
<i>Government Aid - State</i>	112,445	50,000	50,000	50,000
7701 - FEDERAL - ADMIN		777,744	1,275,689	1,275,689
7741 - FEDERAL HEALTH GRANT (O		125,475		
7801 - FEDERAL GRANT INCOME	311,261			
7949 - OTHER AID FROM FEDERAL		36,802		
<i>Government Aid - Federal</i>	311,261	940,021	1,275,689	1,275,689
Revenues/Financing Sources	423,706	990,021	1,325,689	1,325,689
Expenditures/Financing Uses				
2050 - CLOTHING AND PERSONAL	76	1,114		
2060 - COMMUNICATIONS		391	1,000	1,000
2080 - FOOD		5,910	6,000	6,000
2090 - HOUSEHOLD	2,471	21,153	7,000	7,000
2140 - EQUIPMENT MAINTENANCE		938	2,000	2,000
2220 - MEDICAL, DENTAL & LAB S	7,970	33,064	43,500	43,500
2260 - OFFICE EXPENSES	6,067	10,775	16,000	16,000
2300 - PROFESSIONAL & SPECIAL	28,093	200,010	73,000	73,000
2500 - PUBLICATIONS & NOTICES		1,036	1,000	1,000
2630 - RENTS & LEASES-STRUCTUR		5,200	2,400	2,400
2660 - SMALL TOOLS & INSTRUMEN		11,370	32,500	32,500
2700 - SPECIAL DEPARTMENTAL EX	1,506	17,057	130,965	130,965
2750 - TRAVEL		273	5,200	5,200
2756 - TRAINING		1,301	5,000	5,000
<i>Services and Supplies</i>	46,185	309,598	325,565	325,565
2399 - PROF SVCS - INTERFUND	159,686	623,399	904,768	904,768
2799 - INTERFUND FUEL/TRVL EXP	685	5,585	12,800	12,800
3290 - INDIRECT COST COUNTY DE			4,000	4,000
<i>Interfund Expenses</i>	160,371	628,985	921,568	921,568
3135 - DIRECT CHG -SUPPORT & C		23,079	45,580	45,580
3200 - CONTRIBUTIONS TO OTHERS	2,766		20,000	20,000
<i>Other Charges</i>	2,766	23,079	65,580	65,580
3699 - PY INTER-FUND EXPENSE		349		

Trinity County
Budget Worksheets

For Fiscal Year 7/1/2021 - 6/30/2022

Function: 04 - Health and Sanitation

Fund: 545 - PUBLIC HEALTH EMERGENCY RESP

Activity: 00 - NOT APPLICABLE

Budget Officer: HUMN - HUMAN SERVICES DIRECTOR

Budget Unit: 8545 - PUBLIC HEALTH EMERGENCY RESP

Classification	Actuals 2019/20	Actuals 2020/21	Requested Budget 2021/22	Recommended Budget 2021/22
<i>Prior Period Expense</i>		<i>349</i>		
4300 - FIXED ASSET - EQUIPMENT	33,626	115,926	140,000	140,000
<i>Fixed Assets</i>	<i>33,626</i>	<i>115,926</i>	<i>140,000</i>	<i>140,000</i>
Expenditures/Financing Uses	242,949	1,077,938	1,452,713	1,452,713
Transfers-Out				
Transfers-Out	0	0	0	0
8545 - PUBLIC HEALTH EMERGENCY RESP				
600 Revenues/Sources	423,706	990,021	1,325,689	1,325,689
700 Expenditures/Uses	242,949	1,077,938	1,452,713	1,452,713
Net	180,756	(87,916)	(127,024)	(127,024)
800 Transfers In				
850 Transfers Out				
Total	180,756	(87,916)	(127,024)	(127,024)

Trinity County Budget Worksheets

For Fiscal Year 7/1/2021 - 6/30/2022

Function: 04 - Health and Sanitation

Fund: 550 - CDC PUB HLTH EMERG

Activity: 41 - HEALTH

Budget Officer: HUMN - HUMAN SERVICES DIRECTOR

Budget Unit: 8550 - CDC PUB HLTH EMERG PREPAREDNSS

Classification	Actuals 2019/20	Actuals 2020/21	Requested Budget 2021/22	Recommended Budget 2021/22
Revenues/Financing Sources				
6601 - INTEREST	(293)			
<i>Use of Money and Property</i>	<i>(293)</i>			
7259 - STATE AID TO HEALTH DEP	170,323	32,789		
<i>Government Aid - State</i>	<i>170,323</i>	<i>32,789</i>		
7801 - FEDERAL GRANT INCOME		29,213	141,853	141,853
<i>Government Aid - Federal</i>		<i>29,213</i>	<i>141,853</i>	<i>141,853</i>
9255 - CANCEL STALE DATED WARR	10			
<i>Miscellaneous Revenues</i>	<i>10</i>			
Revenues/Financing Sources	170,040	62,002	141,853	141,853
Expenditures/Financing Uses				
2060 - COMMUNICATIONS	5,648	3,737	11,450	11,450
2080 - FOOD	164	336	500	500
2090 - HOUSEHOLD	73	7		
2140 - EQUIPMENT MAINTENANCE	282			
2150 - MAINTENANCE OF STRUCTUR	7			
2220 - MEDICAL, DENTAL & LAB S	186		1,176	1,176
2260 - OFFICE EXPENSES	400	1,939	1,500	1,500
2300 - PROFESSIONAL & SPECIAL	3,436	3,770	7,838	7,838
2301 - COUNTY AUDIT	455			
2630 - RENTS & LEASES-STRUCTUR			500	500
2660 - SMALL TOOLS & INSTRUMEN	141	915	1,000	1,000
2700 - SPECIAL DEPARTMENTAL EX	403		16,538	16,538
2750 - TRAVEL	286	133	1,500	1,500
2756 - TRAINING			200	200
2850 - UTILITIES	770	841		
<i>Services and Supplies</i>	<i>12,257</i>	<i>11,682</i>	<i>42,202</i>	<i>42,202</i>
2399 - PROF SVCS - INTERFUND	89,624	50,901	96,152	96,152
2799 - INTERFUND FUEL/TRVL EXP	612	39	1,000	1,000
3290 - INDIRECT COST COUNTY DE	2,339	1,861	2,500	2,500
<i>Interfund Expenses</i>	<i>92,576</i>	<i>52,801</i>	<i>99,652</i>	<i>99,652</i>
Expenditures/Financing Uses	104,833	64,484	141,854	141,854

Transfers-In

Trinity County
Budget Worksheets

For Fiscal Year 7/1/2021 - 6/30/2022

Function: 04 - Health and Sanitation

Fund: 550 - CDC PUB HLTH EMERG

Activity: 41 - HEALTH

Budget Officer: HUMN - HUMAN SERVICES DIRECTOR

Budget Unit: 8550 - CDC PUB HLTH EMERG PREPAREDNSS

Classification	Actuals 2019/20	Actuals 2020/21	Requested Budget 2021/22	Recommended Budget 2021/22
Transfers-In	0	0	0	0
Transfers-Out				
5500 - TRANSFER OUT:	23,380	229		
<i>Other Financing Uses</i>	23,380	229		
Transfers-Out	23,380	229	0	0
<hr/>				
8550 - CDC PUB HLTH EMERG PREPAREDNSS				
600 Revenues/Sources	170,040	62,002	141,853	141,853
700 Expenditures/Uses	104,833	64,484	141,854	141,854
Net	65,206	(2,482)	(1)	(1)
800 Transfers In				
850 Transfers Out	23,380	229		
Total	41,826	(2,712)	(1)	(1)

THIS PAGE LEFT BLANK INTENTIONALLY



**SHELLY NELSON
HUMAN RESOURCES**

THIS PAGE LEFT BLANK INTENTIONALLY



COUNTY OF TRINITY

Department of Human Resources | Risk Management

P.O. Box 1347, Weaverville, CA 96093-1347

Phone (530) 623-1325 FAX (530) 623-4222

TO: Board of Supervisors

FROM: Shelly Nelson, HR Director / Risk Manager

SUBJECT: Goals & Objectives for Divisions Supervised by the HR Director / Risk Manager

DATE: September 7, 2020

Human Resources

During fiscal year 2020-21, Human Resources processed recruitments for all County departments, prepared and processed interview packets and facilitated required background checks and pre-employment physicals. HR met individually with new employees to complete required paperwork and review policies, as well as conduct monthly new employee orientation trainings. The department conducted open – enrollment for health benefits for all employees and retirees and processed all the applications and made the required changes in the payroll system. Monthly contributions were made this year to Public Agency Retirement Services (PARS) to fund Other Post Employment Benefits (OPEB). Monthly employee payroll changes were verified and processed. We also finalized contracts with 2 bargaining units: Deputy Sheriff's Association and Probation Peace Officers Association. A new software payroll system was implemented on July 1, 2020.

Fiscal Year 2021-2022 began implementing pay increases to the majority of classifications based on bargaining unit Memorandums of Understanding and Resolutions. We will finalize the Affordable Care Act (ACA) forms 1095-C for 2021 (providing employees and the government with required medical information) and will continue to monitor and comply with any changes to the regulations of the ACA. We will continue making monthly contributions to Public Agency Retirement Services (PARS) to fund Other Post Employment Benefits (OPEB). In conjunction with Risk Management, we will provide training opportunities both mandated and voluntary to both County management and non-management employees. The department will process numerous recruitments and continually strive to improve outreach to viable candidates. The department is in the process of upgrading to an on-line recruitment tracking software system, which will require training for all departments. In September, we will conduct open-enrollment for health benefit plans, including deferred compensation and other insurance options. Due to the Covid-19 pandemic we will be unable to host a health fair this year, but will seek other methods in providing resources to employees. We will continue updating formalized HR desk-level procedure manuals, cross train staff and implement quality control measures. We will assist departments and employees with a variety of other matters including but not limited to benefit modifications, reclassifications and disciplinary issues.

Risk Management

During fiscal year 2020-21, Risk Management continued its mission of providing an effective loss prevention, safety and training program for our employees, consistent throughout the County. We passed our annual audit with a score of 93/100, which earned us an additional \$500 to be used to fund safety trainings. In order to pass this audit, we must demonstrate an effective safety program through random employee and Department Head interviews, maintain a complete Injury and Illness Prevention Program, 80% of managers completing 3 leadership courses, departments conducting monthly safety trainings and completing safety inspections of all county properties. Ergonomic training, evaluations and assessments were provided and conducted countywide. A County-Wide COVID-19 Prevention Plan was established and implemented.

The department's goals and objectives for this fiscal year 2021-22 include: Complete all insurance renewals timely and support all departments with implementing adequate insurance requirements within County contracts; the County-Wide Safety Committee will continue to develop enhancements to the Health & Wellness Program; the department will develop and conduct new safety trainings, and bring compliance required trainings to the County, i.e., Workplace Violence Prevention, AB1234 Ethics, FBI facilitated Active Shooter Response, CPR/First Aid, Forklift, Flagging, AB1825/2053 Sexual Harassment, Discrimination, Retaliation and Anti-Bullying, and SB1343 Sexual Harassment, Discrimination, Retaliation and Anti-Bullying for non-supervisory employees; assistance will continue to be provided to departments in Job Hazard Analysis and developing new or revised written safety procedures; county facility site inspections, safety trainings, resources and support in loss prevention efforts will also continue to be provided to all departments and county staff. The department continues to assure that the County remains within compliance of COVID-19 procedures and protocols.

SORT ORDER: BDT OFCR then ORG KEY; Period Reported: 06/30/21-06/30/21 ;Totals Only

SELECT FUND GROUP: 01-06 ; ACCOUNT CODE: 0100

=====	Prior	Debit	Credit	Period Bal.	YTD Balance
=====	=====	=====	=====	=====	=====
Total ORG KEY 0188 OPEB ISF	8,027,773.74	1,508,943.84*	122,677.61*	1,386,266.23	9,414,039.97
Total BDT OFCR HR HUMAN RESOURCES	8,027,773.74	1,508,943.84*	122,677.61*	1,386,266.23	9,414,039.97

Trinity County
 Budget Officer Summary
 CAO Requested Budget

HR HUMAN RESOURCES

Dept Description (Fund)	Expenditures	Revenues	Net Income
=====	=====	=====	=====
1250 HUMAN RESOURCES (101)	280,975	205,590	(75,385)
1890 INSURANCE/RISK MANAGEMENT (101)	237,364	199,760	(37,604)
6300 OPEB ISF (188)	6,216,096	6,375,789	159,693
	<hr/>	<hr/>	<hr/>
Total HUMAN RESOURCES	6,734,435	6,781,139	46,704
General Fund Contribution			(112,989)
Non General Fund change to Fund Balance			159,693

Trinity County
Budget Worksheets

For Fiscal Year 7/1/2021 - 6/30/2022

Function: 01 - General Government

Fund: 101 - GENERAL FUND

Activity: 01 - LEGISLATIVE AND ADMINISTRATIVE

Budget Officer: HR - HUMAN RESOURCES

Budget Unit: 1250 - HUMAN RESOURCES

Classification	Actuals 2019/20	Actuals 2020/21	Requested Budget 2021/22	Recommended Budget 2021/22
Revenues/Financing Sources				
7190 - STATE GRANT INCOME		4,780		
<i>Government Aid - State</i>		4,780		
8016 - CHG CURR SVC: DIRECT CH	31,668	29,349	29,000	29,000
<i>Charges for Current Services</i>	31,668	29,349	29,000	29,000
8900 - INTERFUND REVENUE	100,376	120,012	130,012	135,912
8901 - INTERFUND REVENUE-INDIR	45,175	37,841	(10,220)	24,780
<i>Interfund Revenue</i>	145,551	157,853	119,792	160,692
8950 - INTRA-FUND TRANSFER	16,780	23,742	15,898	15,898
<i>Intra-Fund Transfers</i>	16,780	23,742	15,898	15,898
9255 - CANCEL STALE DATED WARR	15			
9256 - REFUNDS FOR PRIOR YR EX	1,089	1,052		
9299 - OTHER REVENUE		15		
9590 - REIMBURSABLES	721			
<i>Miscellaneous Revenues</i>	1,825	1,067		
9297 - PRIOR YEAR ADJUSTMENT		6,235		
<i>Prior Period Revenue</i>		6,235		
Revenues/Financing Sources	195,824	223,026	164,690	205,590
Expenditures/Financing Uses				
1010 - REGULAR SALARY	126,999	116,592	210,856	141,581
1020 - EXTRA HELP SALARY			15,496	15,496
1030 - OVERTIME SALARY	470	357		
1100 - SOCIAL SECURITY	9,870	8,814	17,316	12,016
1200 - PERS RETIREMENT	48,410	46,629	87,036	57,526
1300 - BENEFITS	21,099	23,989	40,052	27,554
1301 - GROUP INSURANCE RETIREE	49,344	42,772	40,382	40,732
1400 - UNEMPLOYMENT INSURANCE	1,953	1,305	1,715	1,225
1500 - WORKERS COMPENSATION	1,832	2,068	1,871	1,871
<i>Salaries and Benefits</i>	259,982	242,529	414,724	298,001
2060 - COMMUNICATIONS	3,625	2,919	3,400	3,400
2090 - HOUSEHOLD		21	30	30
2240 - MEMBERSHIPS	789	819	1,200	1,200
2260 - OFFICE EXPENSES	8,658	8,790	9,000	9,000

Trinity County
Budget Worksheets

For Fiscal Year 7/1/2021 - 6/30/2022

Function: 01 - General Government

Fund: 101 - GENERAL FUND

Activity: 01 - LEGISLATIVE AND ADMINISTRATIVE

Budget Officer: HR - HUMAN RESOURCES

Budget Unit: 1250 - HUMAN RESOURCES

Classification	Actuals 2019/20	Actuals 2020/21	Requested Budget 2021/22	Recommended Budget 2021/22
2300 - PROFESSIONAL & SPECIAL	21,975	28,002	32,500	32,500
2313 - PHYSICALS & DRUG TESTIN	175	25	50	50
2500 - PUBLICATIONS & NOTICES	95	112	600	600
2504 - PUBLICATIONS: SUBSCRIP		384	400	400
2700 - SPECIAL DEPARTMENTAL EX			50	50
2750 - TRAVEL	380		2,000	2,000
2752 - FUEL PURCHASES	78		80	80
2756 - TRAINING	150	75	1,000	1,000
<i>Services and Supplies</i>	35,928	41,148	50,310	50,310
2399 - PROF SVCS - INTERFUND	42,218			
<i>Interfund Expenses</i>	42,218			
2375 - INTRAFUND PROF & SPECIA			45,000	45,000
5100 - COST APPLIED	(89,987)	(108,856)	(112,336)	(112,336)
<i>Intra-Fund Expenses</i>	(89,987)	(108,856)	(67,336)	(67,336)
Expenditures/Financing Uses	248,142	174,822	397,698	280,975
<hr/>				
1250 - HUMAN RESOURCES				
600 Revenues/Sources	195,824	223,026	164,690	205,590
700 Expenditures/Uses	248,142	174,822	397,698	280,975
Net	(52,317)	48,204	(233,008)	(75,385)
800 Transfers In				
850 Transfers Out				
Total	(52,317)	48,204	(233,008)	(75,385)

Trinity County Budget Worksheets

For Fiscal Year 7/1/2021 - 6/30/2022

Function: 01 - General Government

Fund: 101 - GENERAL FUND

Activity: 10 - OTHER GENERAL

Budget Officer: HR - HUMAN RESOURCES

Budget Unit: 1890 - INSURANCE/RISK MANAGEMENT

Classification	Actuals 2019/20	Actuals 2020/21	Requested Budget 2021/22	Recommended Budget 2021/22
Revenues/Financing Sources				
7190 - STATE GRANT INCOME		43,914		
<i>Government Aid - State</i>		43,914		
8016 - CHG CURR SVC: DIRECT CH	15,981	16,647	15,000	15,000
8020 - CURR SVCS-ADMIN SERVICE	164			
<i>Charges for Current Services</i>	16,145	16,647	15,000	15,000
8900 - INTERFUND REVENUE				3,000
8901 - INTERFUND REVENUE-INDIR	96,097	140,240	68,758	88,758
<i>Interfund Revenue</i>	96,097	140,240	68,758	91,758
8950 - INTRA-FUND TRANSFER	16,368	21,124	12,643	12,643
<i>Intra-Fund Transfers</i>	16,368	21,124	12,643	12,643
9252 - INSURANCE SUBSIDIES	70,000	70,000	70,000	70,000
9253 - INSURANCE PROCEEDS	438			
9254 - RESTITUTION	127			
9256 - REFUNDS FOR PRIOR YR EX	680	631		
9299 - OTHER REVENUE	1,548	1,261	1,359	1,359
9590 - REIMBURSABLES	4,925	1,223	9,000	9,000
<i>Miscellaneous Revenues</i>	77,720	73,116	80,359	80,359
9297 - PRIOR YEAR ADJUSTMENT		3,741		
<i>Prior Period Revenue</i>		3,741		
Revenues/Financing Sources	206,330	298,783	176,760	199,760
Expenditures/Financing Uses				
1010 - REGULAR SALARY	92,806	99,307	118,546	111,214
1100 - SOCIAL SECURITY	7,004	7,323	9,069	8,508
1200 - PERS RETIREMENT	35,949	40,231	47,712	44,589
1300 - BENEFITS	12,901	15,459	18,271	17,199
1301 - GROUP INSURANCE RETIREE	29,606	25,663	24,229	24,439
1400 - UNEMPLOYMENT INSURANCE	735	735	735	735
1500 - WORKERS COMPENSATION	1,100	1,238	1,122	1,122
<i>Salaries and Benefits</i>	180,102	189,958	219,684	207,806
2050 - CLOTHING AND PERSONAL	94			
2060 - COMMUNICATIONS	382	839	900	900
2080 - FOOD	1,021			

Trinity County
Budget Worksheets

For Fiscal Year 7/1/2021 - 6/30/2022

Function: 01 - General Government

Fund: 101 - GENERAL FUND

Activity: 10 - OTHER GENERAL

Budget Officer: HR - HUMAN RESOURCES

Budget Unit: 1890 - INSURANCE/RISK MANAGEMENT

Classification	Actuals 2019/20	Actuals 2020/21	Requested Budget 2021/22	Recommended Budget 2021/22
2090 - HOUSEHOLD	7		30	30
2100 - INSURANCE	227,206	199,299	267,694	267,694
2102 - NET CHANGE IN DEPOSIT W	133,622			
2220 - MEDICAL, DENTAL & LAB S		75	75	75
2260 - OFFICE EXPENSES	2,328	2,933	4,800	4,800
2311 - WELLNESS PROGRAM INCENT	1,558	200	4,000	4,000
2500 - PUBLICATIONS & NOTICES			250	250
2700 - SPECIAL DEPARTMENTAL EX	337	43,262	50	50
2750 - TRAVEL	2,710	1,645	5,500	5,500
2756 - TRAINING	457	199	3,000	3,000
<i>Services and Supplies</i>	369,727	248,453	286,299	286,299
2399 - PROF SVCS - INTERFUND	60			
2799 - INTERFUND FUEL/TRVL EXP	405	148	5,400	1,200
<i>Interfund Expenses</i>	465	148	5,400	1,200
5100 - COST APPLIED	(227,927)	(258,933)	(257,941)	(257,941)
<i>Intra-Fund Expenses</i>	(227,927)	(258,933)	(257,941)	(257,941)
3375 - REFUNDS - OVERPAYMENTS		(1,166)		
<i>Other Charges</i>		(1,166)		
3690 - PRIOR YEAR ADJUSTMENTS		3,866		
<i>Prior Period Expense</i>		3,866		
Expenditures/Financing Uses	322,369	182,327	253,442	237,364
Transfers-Out				
5500 - TRANSFER OUT:			35,000	
<i>Other Financing Uses</i>			35,000	
Transfers-Out	0	0	35,000	0

Trinity County
Budget Worksheets

For Fiscal Year 7/1/2021 - 6/30/2022

Function: 01 - General Government

Fund: 101 - GENERAL FUND

Activity: 10 - OTHER GENERAL

Budget Officer: HR - HUMAN RESOURCES

Budget Unit: 1890 - INSURANCE/RISK MANAGEMENT

Classification	Actuals 2019/20	Actuals 2020/21	Requested Budget 2021/22	Recommended Budget 2021/22
1890 - INSURANCE/RISK MANAGEMENT				
600 Revenues/Sources	206,330	298,783	176,760	199,760
700 Expenditures/Uses	322,369	182,327	253,442	237,364
Net	(116,039)	116,455	(76,682)	(37,604)
800 Transfers In				
850 Transfers Out			35,000	
Total	(116,039)	116,455	(111,682)	(37,604)

Trinity County Budget Worksheets

For Fiscal Year 7/1/2021 - 6/30/2022

Function: 01 - General Government

Fund: 188 - OPEB ISF

Activity: 92 - INTERNAL SERVICE FUND

Budget Officer: HR - HUMAN RESOURCES

Budget Unit: 6300 - OPEB ISF

Classification	Actuals 2019/20	Actuals 2020/21	Requested Budget 2021/22	Recommended Budget 2021/22
Revenues/Financing Sources				
6601 - INTEREST	142,721		125,000	125,000
<i>Use of Money and Property</i>	142,721		125,000	125,000
7599 - STATE AID	1,953	1,184	1,000	1,000
<i>Government Aid - State</i>	1,953	1,184	1,000	1,000
8019 - OPEB REVOCABLE FUNDING	7,032,604	6,196,096	6,196,096	6,249,789
<i>Charges for Current Services</i>	7,032,604	6,196,096	6,196,096	6,249,789
Revenues/Financing Sources	7,177,279	6,197,280	6,322,096	6,375,789
Expenditures/Financing Uses				
1301 - GROUP INSURANCE RETIREE	2,375,262	2,666,533	3,106,389	3,106,389
<i>Salaries and Benefits</i>	2,375,262	2,666,533	3,106,389	3,106,389
2300 - PROFESSIONAL & SPECIAL	1,950	8,300	15,000	15,000
2301 - COUNTY AUDIT	3,946			
<i>Services and Supplies</i>	5,896	8,300	15,000	15,000
3290 - INDIRECT COST COUNTY DE			5,000	5,000
<i>Interfund Expenses</i>			5,000	5,000
3200 - CONTRIBUTIONS TO OTHERS	4,669,963	3,707,000	3,089,707	3,089,707
<i>Other Charges</i>	4,669,963	3,707,000	3,089,707	3,089,707
3690 - PRIOR YEAR ADJUSTMENTS		888,630		
<i>Prior Period Expense</i>		888,630		
Expenditures/Financing Uses	7,051,123	7,270,463	6,216,096	6,216,096
Transfers-In				
Transfers-In	0	0	0	0

Trinity County
Budget Worksheets

For Fiscal Year 7/1/2021 - 6/30/2022

Function: 01 - General Government

Fund: 188 - OPEB ISF

Activity: 92 - INTERNAL SERVICE FUND

Budget Officer: HR - HUMAN RESOURCES

Budget Unit: 6300 - OPEB ISF

Classification	Actuals 2019/20	Actuals 2020/21	Requested Budget 2021/22	Recommended Budget 2021/22
6300 - OPEB ISF				
600 Revenues/Sources	7,177,279	6,197,280	6,322,096	6,375,789
700 Expenditures/Uses	7,051,123	7,270,463	6,216,096	6,216,096
Net	126,156	(1,073,182)	106,000	159,693
800 Transfers In				
850 Transfers Out				
Total	126,156	(1,073,182)	106,000	159,693

THIS PAGE LEFT BLANK INTENTIONALLY



**MICHAEL SINGLETON
INFORMATION TECHNOLOGY**

THIS PAGE LEFT BLANK INTENTIONALLY

Information Technology Budget Narrative 2021 – 2022

The Information Technology Department has a number of goals for FY 2021-2022. Below is a short list of the 2021-2022 goals:

1. Set up a technology infrastructure in the new Cannabis/Planning building on Main St.
2. Prepare the new jail for its multiple layers of technical implementations.
3. Increase bandwidth to the Internet.
4. Replace our core networking switch.
5. Replace SAN in virtual environment.
6. Replace Child Support Services phone system.
7. Implement a backup NAS at the new jail.
8. Replace Sheriff's server.
9. Replace phone systems at Solid Waste and Probation.
10. Move Crest to a new server environment.
11. Provide the best possible service to County computer users.

With our ever-increasing reliance on technology, I believe it is prudent to discuss near-future needs for which funds are not available in this fiscal year. Those near-future needs are in the area of staffing, Cybersecurity, disaster recovery, and email.

1. Increased staffing: This information was presented during the 2021 – 2022 budget meeting.

The Trinity County Information Technology Department is a full-service IT support unit. We currently support approximately 340 employees (including the Courts), spanning 20 buildings in Versailles, Hayfork, and Trinity Center. In addition to the current employees, the County has 32 open positions in the "employment opportunities" section of the County Website, and the Sheriff's Department is looking to hire a number of employees to staff the new jail.

The IT Department's sphere of support includes:

- Desktop Computers
- Laptop Computers
- 48 Servers
- Phone Systems
- Network Backups
- VMware Virtual Infrastructure
- Remote VPN Access
- Email
- County Website
- HHS Intranet
- Wide Area Infrastructure
- Local Area Network Infrastructure
- Internal and External DNS

- Connectivity to a number of State and Federal Resources
- Network, Server, and Computer Security
- Application Support
- Researching, Configuration, Testing, Implementing Security Equipment
- Computer, Firewall, Server Updates
- SQL Databases

Our purview of responsibility has increased by two departments (Courts and Behavioral Health) and at least 60 users since 2018. This increase occurred while our level of IT staffing has remained static. Additionally, the amount of data stored and backed up since any increase in staff has escalated. Our department is also newly responsible for creating a countywide social media policy, along with managing the social media platform selections. And the escalation in the need to focus on Cybersecurity will require a considerable amount of time and resources. To that end, I am requesting one (1) additional full-time technician (ISS II) for IT, and to have the current ISS Senior moved to the network administrator position.

Taking our current employee levels, estimated at 340 employees, along with our 32 unfilled positions, and an additional 5 employees estimated for the new jail, that brings the total of potential employees to 379 employees. To be conservative, I will estimate the top employee support level to be 360. With an IT staff of four (4), the ratio of IT staff to employees will be 1:90. Even at current levels, it is 1:85. I have solicited data from a number of county IT departments in California as to the ratio of IT staff to employees. The gathered data is in the table below.^{1 2} You can see from the data that Trinity County has the lowest IT staff to County employee ratio (by a good margin) of any of the listed counties. Even if one employee was added to the IT staff, Trinity would still have the lowest ratio, but it would be considerably closer to being competitive with other counties. Steve Monaghan, the CIO from Nevada County said, “You are running a very lean shop for sure. We are at half that rate here in Nevada County, 25 IT staff, about 1050 total users.” I personally hope that we can be innovators and County partners when it comes to technology. But with our current level of staffing, we have little hope of moving beyond the emergency management phase.

County	Population	Total FTEs	Centralized IT FTEs	IT Staff : Total FTEs
Fresno County	500,001 to 1,000,000	7600	137	1:56
Kern County	500,001 to 1,000,000	7682	216	1:36
Merced County	50,000 to 500,000	2121	42	1:50
Tulare County	50,000 to 500,000	4945	162	1:31
Alameda County	Over 1,000,000	9500	220	1:43
San Luis Obispo County	50,000 to 500,000	2500	80	1:31
Ventura County	500,001 to 1,000,000	9100	170	1:54
Del Norte County	< 50,000	491	10	1:49
Mendocino County	50,000 to 500,000	1053	27	1:39
San Benito County	50,000 to 500,000	467	7	1:67
Madera County	50,000 to 500,000	1543	27	1:57
Santa Cruz County	50,000 to 500,000	2440	60	1:41

¹ Most data is from a 2018 poll. Not all CA counties responded.

² Data from San Luis Obispo, Mendocino, San Benito, El Dorado, and Nevada counties is current.

Trinity County	< 50,000	360	4	1:90
Trinity County (If increased to 5 IT employees)	< 50,000	360	5	1:72
Amador County	< 50,000	372	6	1:62
Butte County	50,000 to 500,000	2456	76	1:32
Calaveras County	< 50,000	571	14	1:41
El Dorado County	50,000 to 500,000	1800	42.5	1:42
Inyo County	< 50,000	433	10	1:43
Mono County	< 50,000	350	11	1:32
Nevada County	50,000 to 500,000	1050	25	1:42
Tuolumne County	50,000 to 500,000	638	17	1:43
Riverside County	Over 1,000,000	22600	354	1:63

2. **Cybersecurity:** Cybersecurity is the practice of protecting computer systems and data from digital attacks.

Some Cybersecurity practices can be implemented through policy, such as password complexity, screen lock, monitor placement, and the judicious assigning of computer and system permissions. Along with effective policies, more robust malware, email, and Internet access scanning tools will need to be implemented in order to combat the seemingly exponential increase in digital attacks. Also, two-factor authentication for any remote access is becoming the standard. It is my assessment that all of these tools will be necessary for data protection. These Cybersecurity tools will also necessitate a request for an increase in funding for technology. But as our data and computer systems become increasingly valuable and relied-upon assets, I believe it is sensible to invest in their protection.

3. **Disaster Recovery:** I would imagine that the recent (and current) fires had us envisioning worst-case scenarios – where do we start if all is lost – how do we set up services again; how much time before getting back online is acceptable, etc.? As you might surmise, the more requirements there are for a quick return to regular services, the more expensive it is to prepare for a complete, swift return to full system operations. Currently, we have data backups distributed to multiple locations throughout the County. That would be considered around a tier 2 (out of seven) recovery scenario. Level seven would be a redundant, point-in-time, hot site that is out of County and that would immediately be available to come online if needed. It would have to mimic our Active Directory objects and the permissions associated with them. During this fiscal year, I would like to determine what level tier of disaster recovery is desired, and what level of allocation is available to correspond with the tier of disaster recovery wanted.

4. **Email:** Our current email vendor (Microsoft) will move to a subscription and/or cloud-based email system within the next 4 years (2 years with our current version). This will entail an annual ongoing cost for licensing. With the County’s current level of employee staffing and the current Microsoft cost on a per mailbox, per month cost of \$4, the minimal annual cost for subscription email services would be around \$18,000 per year.

Trinity County
 Budget Officer Summary
 CAO Requested Budget

IT INFORMATION TECHNOLOGY

Dept Description (Fund)	Expenditures	Revenues	Net Income
=====	=====	=====	=====
1940 INFORMATION TECHNOLOGY (101)	453,551	371,938	(81,613)
	<hr/>	<hr/>	<hr/>
Total INFORMATION TECHNOLOGY	453,551	371,938	(81,613)
General Fund Contribution			(81,613)
Non General Fund change to Fund Balance			0

Trinity County Budget Worksheets

For Fiscal Year 7/1/2021 - 6/30/2022

Function: 01 - General Government

Fund: 101 - GENERAL FUND

Activity: 10 - OTHER GENERAL

Budget Officer: IT - INFORMATION TECHNOLOGY

Budget Unit: 1940 - INFORMATION TECHNOLOGY

Classification	Actuals 2019/20	Actuals 2020/21	Requested Budget 2021/22	Recommended Budget 2021/22
Revenues/Financing Sources				
6550 - FINES AND FEES	13			
<i>Fines, Forfeitures & Penalties</i>	13			
7190 - STATE GRANT INCOME		77,426		
<i>Government Aid - State</i>		77,426		
8016 - CHG CURR SVC: DIRECT CH	35,636	33,207	34,800	34,800
8020 - CURR SVCS-ADMIN SERVICE	34,766	15,054	30,000	30,000
<i>Charges for Current Services</i>	70,402	48,261	64,800	64,800
8900 - INTERFUND REVENUE	116,605	117,755	113,658	113,658
8901 - INTERFUND REVENUE-INDIR	111,732	103,639	183,809	183,809
<i>Interfund Revenue</i>	228,337	221,394	297,467	297,467
8950 - INTRA-FUND TRANSFER	38,018	19,595	9,671	9,671
<i>Intra-Fund Transfers</i>	38,018	19,595	9,671	9,671
9255 - CANCEL STALE DATED WARR	500			
9256 - REFUNDS FOR PRIOR YR EX	1,742	1,821		
9299 - OTHER REVENUE		555		
<i>Miscellaneous Revenues</i>	2,242	2,377		
9297 - PRIOR YEAR ADJUSTMENT		9,976		
<i>Prior Period Revenue</i>		9,976		
Revenues/Financing Sources	339,013	379,031	371,938	371,938
Expenditures/Financing Uses				
1010 - REGULAR SALARY	269,616	273,007	263,446	263,446
1030 - OVERTIME SALARY		109		
1100 - SOCIAL SECURITY	20,763	21,187	20,374	20,374
1200 - PERS RETIREMENT	104,469	107,176	112,228	112,228
1300 - BENEFITS	37,410	39,932	44,754	44,754
1301 - GROUP INSURANCE RETIREE	78,951	68,436	80,763	81,463
1400 - UNEMPLOYMENT INSURANCE	1,960	1,960	1,960	1,960
1500 - WORKERS COMPENSATION	3,172	3,620	4,022	4,022
<i>Salaries and Benefits</i>	516,343	515,431	527,547	528,247
2060 - COMMUNICATIONS	31,961	34,087	34,000	34,000
2140 - EQUIPMENT MAINTENANCE	14,893	9,679	15,000	15,000

Trinity County
Budget Worksheets

For Fiscal Year 7/1/2021 - 6/30/2022

Function: 01 - General Government

Fund: 101 - GENERAL FUND

Activity: 10 - OTHER GENERAL

Budget Officer: IT - INFORMATION TECHNOLOGY

Budget Unit: 1940 - INFORMATION TECHNOLOGY

Classification	Actuals 2019/20	Actuals 2020/21	Requested Budget 2021/22	Recommended Budget 2021/22
2141 - MAINT OF EQUIP:SOFTWARE	8,055	10,614	19,625	19,625
2150 - MAINTENANCE OF STRUCTUR		9,685		
2260 - OFFICE EXPENSES	16,758	20,440	18,400	18,400
2300 - PROFESSIONAL & SPECIAL	4,098		4,099	4,099
2313 - PHYSICALS & DRUG TESTIN		32	32	32
2500 - PUBLICATIONS & NOTICES		203	204	204
2660 - SMALL TOOLS & INSTRUMEN			250	250
2700 - SPECIAL DEPARTMENTAL EX	1,035	149	150	150
2750 - TRAVEL	11,557	9,436	12,900	12,900
2756 - TRAINING	298	447	1,500	1,500
2850 - UTILITIES		600		
<i>Services and Supplies</i>	88,658	95,375	106,160	106,160
2199 - INTERFUND MAINTENANCE E	971			
2399 - PROF SVCS - INTERFUND			15	15
2799 - INTERFUND FUEL/TRVL EXP	889	543	950	950
<i>Interfund Expenses</i>	1,860	543	965	965
2375 - INTRAFUND PROF & SPECIA			11,674	11,674
5100 - COST APPLIED	(161,670)	(209,611)	(202,495)	(202,495)
<i>Intra-Fund Expenses</i>	(161,670)	(209,611)	(190,821)	(190,821)
4300 - FIXED ASSET - EQUIPMENT		56,165	9,000	9,000
<i>Fixed Assets</i>		56,165	9,000	9,000
Expenditures/Financing Uses	445,192	457,905	452,851	453,551
Transfers-In				
Transfers-In	0	0	0	0
Transfers-Out				
Transfers-Out	0	0	0	0

Trinity County
Budget Worksheets

For Fiscal Year 7/1/2021 - 6/30/2022

Function: 01 - General Government

Fund: 101 - GENERAL FUND

Activity: 10 - OTHER GENERAL

Budget Officer: IT - INFORMATION TECHNOLOGY

Budget Unit: 1940 - INFORMATION TECHNOLOGY

Classification	Actuals 2019/20	Actuals 2020/21	Requested Budget 2021/22	Recommended Budget 2021/22
1940 - INFORMATION TECHNOLOGY				
600 Revenues/Sources	339,013	379,031	371,938	371,938
700 Expenditures/Uses	445,192	457,905	452,851	453,551
Net	(106,178)	(78,874)	(80,913)	(81,613)
800 Transfers In				
850 Transfers Out				
Total	(106,178)	(78,874)	(80,913)	(81,613)

THIS PAGE LEFT BLANK INTENTIONALLY



RUBY FIERRO
PROBATION DEPARTMENT

THIS PAGE LEFT BLANK INTENTIONALLY



TRINITY COUNTY

Probation Department

Ruby Fierro, Chief Probation Officer

333 Tom Bell Rd.

P.O. Box 158

Weaverville, CA 96093

Phone: (530) 623-1204 Fax: (530) 623-1237



TO: Board of Supervisors
Richard Kuhns, County Administrative Officer

FROM: Ruby Fierro, Chief Probation Officer

SUBJECT: Budget Narrative

DATE: September 3, 2021

MISSION STATEMENT

The Trinity County Probation Department, as an integral part of the justice system, provides direct services to the court, community, and offenders. Our mission is:

- To protect the community,
- To strive to prevent and reduce the frequency, severity, and impact of criminal and delinquent behavior among adults and juveniles who come within the jurisdiction of the Probation Department,
- To enforce court orders,
- To promote responsible behavior in offenders,
- To provide information and recommendations to the courts,
- To provide services to victims.

Accomplishments for Fiscal Year 20/21

- Maintained a partnership with the Sheriff's Department's Multi-Agency Major Crimes Task Force.
- Completed the new computer work stations funded by Shasta College for offenders to be able to complete both court-ordered as well as education/vocational training classes online.
- Prepared for the implementation of a Pretrial Supervision Program and the application of a risk assessment tool to provide the courts with release recommendations on pre-sentenced inmates as well as to provide monitoring of defendant's release conditions.
- Continual evolution of programming and services at the Day Reporting Center to achieve better outcomes within the probation population.

Goals and Objectives for Fiscal Year 21/22

- Implement a Pretrial Supervision Program in collaboration with the courts to meet the needs of our local justice system and requirements of the law.
- Continual evolution of programming and services at the Day Reporting Center to achieve better outcomes within the probation population.
- Develop a plan regarding the use of Juvenile Justice Realignment Block Grant funding to support the successful outcomes for youth adjudicated for crimes who were eligible for commitment to the Division of Juvenile Justice prior to its closure.
- Increase the staff training and use of evidence based practices and promising practices to increase successful outcomes.

SORT ORDER: BDT OFCR then ORG KEY; Period Reported: 06/30/21-06/30/21 ;Totals Only

SELECT FUND GROUP: 01-06 ; ACCOUNT CODE: 0100

	Prior	Debit	Credit	Period Bal.	YTD Balance
=====	=====	=====	=====	=====	=====
Total ORG KEY 0113 DRUG COURT GRANT	46,134.29	0.00*	206.92*	-206.92	45,927.37
Total ORG KEY 0140 CAPITAL PROJECTS JDF	119.94	0.00*	0.00*	0.00	119.94
Total ORG KEY 0163 AMERICAN RECOVERY ACT PROBATION	0.85	0.00*	0.00*	0.00	0.85
Total ORG KEY 0164 ANTI-DRUG ABUSE PROBATION	31,579.55	0.00*	0.00*	0.00	31,579.55
Total ORG KEY 0165 VICTIM WITNESS PROGRAM	11,996.97	0.00*	0.00*	0.00	11,996.97
Total ORG KEY 0170 EVIDENCE BASED PROB SUPERVISOR	234,914.70	0.00*	0.00*	0.00	234,914.70
Total ORG KEY 0199 JAG GRANT PROBATION	2,305.37	0.00*	450.00*	-450.00	1,855.37
Total ORG KEY 0499 LOCAL COMM CORR REALIGN 2011	515,082.30	0.00*	88,493.27*	-88,493.27	426,589.03
Total ORG KEY 0502 JUVENILE JUSTICE REALIGN 2011	247,579.94	0.00*	0.00*	0.00	247,579.94
Total ORG KEY 0522 COMM CORR PERFORMANCE INCENTIV	68,438.20	0.00*	0.00*	0.00	68,438.20
Total ORG KEY 0542 FINGERPRINT IDENTIFICATION	38,440.44	0.00*	0.00*	0.00	38,440.44
Total ORG KEY 0562 LOCAL LAW ENFORCE PROB REAL 11	173,972.50	0.00*	0.00*	0.00	173,972.50
Total ORG KEY 0594 PROBATION ASSET SEIZURE	108,633.40	0.00*	0.00*	0.00	108,633.40
Total ORG KEY 0599 PRISON RAPE ELIMINATION ACT	0.00	0.00*	0.00*	0.00	0.00
Total BDT OFCR PROB PROBATION OFFICER	1,479,198.45	0.00*	89,150.19*	-89,150.19	1,390,048.26

Trinity County
Budget Officer Summary
CAO Requested Budget

PROB PROBATION OFFICER

Dept Description (Fund)	Expenditures	Revenues	Net Income
2400 PROBATION DEPARTMENT (101)	2,040,868	1,057,378	(983,490)
2425 EVIDENCE BASED PROB SUPERVISOR (170)	202,000	200,000	(2,000)
2460 JUVENILE HALL (101)	698,385	344,071	(354,314)
8113 ADULT DRUG COURT GRANT PROGRAM (113)	100,000	100,000	0
8199 JAG GRANT PROBATION (199)	2,035	0	(2,035)
8499 LOCAL COMM CORR REALIGN 2011 (499)	677,459	737,707	60,248
8502 JUVENILE JUSTICE REALIGN 2011 (502)	117,050	117,000	(50)
8522 COMM CORRECTIONS PERFORM INCNT (522)	100,050	100,000	(50)
8542 FINGERPRINT IDENTIFICATION (542)	20,050	16,300	(3,750)
8562 LOCAL LAW ENFORCE PROB REALIGN (562)	81,536	81,536	0
8594 PROBATION ASSET SEIZURE (594)	85	0	(85)
Total PROBATION OFFICER	4,039,518	2,753,992	(1,285,526)
General Fund Contribution			(1,337,804)
Non General Fund change to Fund Balance			52,278

Trinity County Budget Worksheets

For Fiscal Year 7/1/2021 - 6/30/2022

Function: 02 - Public Protection

Fund: 101 - GENERAL FUND

Activity: 23 - DETENTION AND CORRECTION

Budget Officer: PROB - PROBATION OFFICER

Budget Unit: 2400 - PROBATION DEPARTMENT

Classification	Actuals 2019/20	Actuals 2020/21	Requested Budget 2021/22	Recommended Budget 2021/22
Revenues/Financing Sources				
6525 - DNA IDENTIFICATION PROP	2,078	1,816	1,700	1,700
<i>Fines, Forfeitures & Penalties</i>	2,078	1,816	1,700	1,700
6601 - INTEREST	2,204		1,000	1,000
<i>Use of Money and Property</i>	2,204		1,000	1,000
6061 - PUBLIC SAFETY FUND PROP	93,363	92,485	90,000	90,000
7100 - STATE PUBLIC ASSISTANCE	3,491	24		
7103 - STATE ASSISTANCE	3,001			
7190 - STATE GRANT INCOME	51,531	52,039	20,250	20,250
7481 - STC REIMBURSEMENT PROBA	9,180	10,200	9,180	9,180
7501 - STATE AID TOBACCO	53,133	131,189	99,804	99,804
<i>Government Aid - State</i>	213,700	285,937	219,234	219,234
7703 - FED PUBLIC ASSIST PROB	128,525	38,314	40,000	40,000
7733 - MEDI-CAL ADMIN	142,170	88,112	90,000	90,000
<i>Government Aid - Federal</i>	270,696	126,426	130,000	130,000
8203 - ADMINISTRATIVE FEES-PRO	68	55		
8303 - HOME DETENTION	2,897			
8520 - PROBATION FEES	21,582	5,309		
<i>Charges for Current Services</i>	24,547	5,364		
8900 - INTERFUND REVENUE	93,000	8,941	24,185	24,185
<i>Interfund Revenue</i>	93,000	8,941	24,185	24,185
9253 - INSURANCE PROCEEDS		19,764		
9254 - RESTITUTION	867			
9255 - CANCEL STALE DATED WARR	149			
9256 - REFUNDS FOR PRIOR YR EX	6,362	22,426		
9299 - OTHER REVENUE	95			
9590 - REIMBURSABLES	8,630	454		
<i>Miscellaneous Revenues</i>	16,106	42,644		
9297 - PRIOR YEAR ADJUSTMENT		32,422		
<i>Prior Period Revenue</i>		32,422		
9801 - SALE OF FIXED ASSETS	420			
<i>Other Financing Sources</i>	420			

Trinity County
Budget Worksheets

For Fiscal Year 7/1/2021 - 6/30/2022

Function: 02 - Public Protection

Fund: 101 - GENERAL FUND

Activity: 23 - DETENTION AND CORRECTION

Budget Officer: PROB - PROBATION OFFICER

Budget Unit: 2400 - PROBATION DEPARTMENT

Classification	Actuals 2019/20	Actuals 2020/21	Requested Budget 2021/22	Recommended Budget 2021/22
Revenues/Financing Sources	622,753	503,554	376,119	376,119
Expenditures/Financing Uses				
1010 - REGULAR SALARY	726,467	748,845	793,733	793,733
1030 - OVERTIME SALARY	308	2,568	3,000	3,000
1050 - STAND BY PAY	18,783	18,819	19,000	19,000
1100 - SOCIAL SECURITY	60,102	59,864	62,404	62,404
1200 - PERS RETIREMENT	365,186	381,335	413,979	413,979
1210 - LIUNA PENSION	5,726	6,415	9,818	9,818
1300 - BENEFITS	98,798	107,503	132,717	132,717
1301 - GROUP INSURANCE RETIREE	256,592	222,419	193,830	195,510
1400 - UNEMPLOYMENT INSURANCE	5,836	6,609	5,880	5,880
1500 - WORKERS COMPENSATION	12,580	15,884	14,257	14,257
Salaries and Benefits	1,550,381	1,570,267	1,648,618	1,650,298
2050 - CLOTHING AND PERSONAL	9,470	9,135	9,300	9,300
2060 - COMMUNICATIONS	13,212	12,530	14,000	14,000
2080 - FOOD	183			
2090 - HOUSEHOLD	4	18	50	50
2140 - EQUIPMENT MAINTENANCE	1,097	2,405	7,000	7,000
2150 - MAINTENANCE OF STRUCTUR	267	196	1,500	1,500
2220 - MEDICAL, DENTAL & LAB S	2,278	2,514	4,250	4,250
2240 - MEMBERSHIPS	804	745	900	900
2260 - OFFICE EXPENSES	21,260	18,689	16,000	16,000
2300 - PROFESSIONAL & SPECIAL	84,152	75,652	86,370	86,370
2313 - PHYSICALS & DRUG TESTIN		355	1,500	1,500
2500 - PUBLICATIONS & NOTICES	1,611	768	2,100	2,100
2630 - RENTS & LEASES-STRUCTUR	2,898	2,956	3,090	3,090
2660 - SMALL TOOLS & INSTRUMEN	6	854	25	25
2700 - SPECIAL DEPARTMENTAL EX	24,528	11,845	10,000	10,000
2750 - TRAVEL	12,194	8,584	20,000	20,000
2752 - FUEL PURCHASES	55			
2756 - TRAINING	3,840	5,147	8,000	8,000
2850 - UTILITIES	18,351	22,652	25,492	25,492
Services and Supplies	196,217	175,053	209,577	209,577
2399 - PROF SVCS - INTERFUND	362,405			
2799 - INTERFUND FUEL/TRVL EXP	8,966	4,946	9,000	9,000
Interfund Expenses	371,371	4,946	9,000	9,000

**Trinity County
Budget Worksheets**

For Fiscal Year 7/1/2021 - 6/30/2022

Function: 02 - Public Protection

Fund: 101 - GENERAL FUND

Activity: 23 - DETENTION AND CORRECTION

Budget Officer: PROB - PROBATION OFFICER

Budget Unit: 2400 - PROBATION DEPARTMENT

Classification	Actuals 2019/20	Actuals 2020/21	Requested Budget 2021/22	Recommended Budget 2021/22
1101 - INTRA FUND SALARY & BEN		202,365		
2101 - INTRA-FUND INSURANCE EX	17,519	18,223	16,189	16,189
2375 - INTRAFUND PROF & SPECIA		71,624	1,000	1,000
3291 - INTRA-FUND INDIRECT COS	125,327	105,085	102,604	102,604
<i>Intra-Fund Expenses</i>	142,846	397,298	119,793	119,793
4200 - FIXED ASSETS - STRUCT &		26,765		20,000
4300 - FIXED ASSET - EQUIPMENT	7,415		32,200	32,200
<i>Fixed Assets</i>	7,415	26,765	32,200	52,200
Expenditures/Financing Uses	2,268,231	2,174,331	2,019,188	2,040,868
Transfers-In				
9800 - TRANSFER IN	929,387	847,227	681,259	681,259
<i>Transfers-In</i>	929,387	847,227	681,259	681,259
Transfers-In	929,387	847,227	681,259	681,259
Transfers-Out				
5500 - TRANSFER OUT:	5,000	4,350		
<i>Other Financing Uses</i>	5,000	4,350		
Transfers-Out	5,000	4,350	0	0
2400 - PROBATION DEPARTMENT				
600 Revenues/Sources	622,753	503,554	376,119	376,119
700 Expenditures/Uses	2,268,231	2,174,331	2,019,188	2,040,868
Net	(1,645,478)	(1,670,777)	(1,643,069)	(1,664,749)
800 Transfers In	929,387	847,227	681,259	681,259
850 Transfers Out	5,000	4,350		
Total	(721,090)	(827,899)	(961,810)	(983,490)

Trinity County
Budget Worksheets

For Fiscal Year 7/1/2021 - 6/30/2022

Function: 02 - Public Protection

Fund: 170 - COMMUNITY CORRECTION PERFORM

Activity: 22 - POLICE PROTECTION

Budget Officer: PROB - PROBATION OFFICER

Budget Unit: 2425 - EVIDENCE BASED PROB SUPERVISON

Classification	Actuals 2019/20	Actuals 2020/21	Requested Budget 2021/22	Recommended Budget 2021/22
Revenues/Financing Sources				
7599 - STATE AID	200,000	150,000	200,000	200,000
<i>Government Aid - State</i>	<i>200,000</i>	<i>150,000</i>	<i>200,000</i>	<i>200,000</i>
Revenues/Financing Sources	200,000	150,000	200,000	200,000
Expenditures/Financing Uses				
2301 - COUNTY AUDIT	110			
<i>Services and Supplies</i>	<i>110</i>			
3290 - INDIRECT COST COUNTY DE	1,926	1,148	2,000	2,000
<i>Interfund Expenses</i>	<i>1,926</i>	<i>1,148</i>	<i>2,000</i>	<i>2,000</i>
Expenditures/Financing Uses	2,036	1,148	2,000	2,000
Transfers-In				
Transfers-In	0	0	0	0
Transfers-Out				
5500 - TRANSFER OUT:	157,500	100,000	200,000	200,000
<i>Other Financing Uses</i>	<i>157,500</i>	<i>100,000</i>	<i>200,000</i>	<i>200,000</i>
Transfers-Out	157,500	100,000	200,000	200,000
2425 - EVIDENCE BASED PROB SUPERVISON				
600 Revenues/Sources	200,000	150,000	200,000	200,000
700 Expenditures/Uses	2,036	1,148	2,000	2,000
Net	197,963	148,852	198,000	198,000
800 Transfers In				
850 Transfers Out	157,500	100,000	200,000	200,000
Total	40,463	48,852	(2,000)	(2,000)

**Trinity County
Budget Worksheets**

For Fiscal Year 7/1/2021 - 6/30/2022

Function: 02 - Public Protection

Fund: 101 - GENERAL FUND

Activity: 23 - DETENTION AND CORRECTION

Budget Officer: PROB - PROBATION OFFICER

Budget Unit: 2460 - JUVENILE HALL

Classification	Actuals 2019/20	Actuals 2020/21	Requested Budget 2021/22	Recommended Budget 2021/22
Revenues/Financing Sources				
6601 - INTEREST	1			
<i>Use of Money and Property</i>	<i>1</i>			
9258 - REIMBURSEMENT CARE OF C	90			
<i>Charges for Current Services</i>	<i>90</i>			
9255 - CANCEL STALE DATED WARR	49			
9256 - REFUNDS FOR PRIOR YR EX	2,941	18,697		
<i>Miscellaneous Revenues</i>	<i>2,991</i>	<i>18,697</i>		
9297 - PRIOR YEAR ADJUSTMENT		14,964		
<i>Prior Period Revenue</i>		<i>14,964</i>		
Revenues/Financing Sources	3,083	33,662	0	0
Expenditures/Financing Uses				
1010 - REGULAR SALARY	169,734	148,857	171,190	171,190
1020 - EXTRA HELP SALARY	8,274		38,954	8,954
1030 - OVERTIME SALARY	96		10,898	10,898
1050 - STAND BY PAY	441		500	500
1100 - SOCIAL SECURITY	13,821	11,589	16,948	16,948
1200 - PERS RETIREMENT	66,581	74,957	90,602	90,602
1210 - LIUNA PENSION	2,141	2,129	2,269	2,269
1300 - BENEFITS	26,694	21,468	34,256	34,256
1301 - GROUP INSURANCE RETIREE	118,427	85,545	96,915	97,755
1400 - UNEMPLOYMENT INSURANCE	1,915	1,148	3,920	3,920
1500 - WORKERS COMPENSATION	4,600	5,220	4,726	4,726
<i>Salaries and Benefits</i>	<i>412,729</i>	<i>350,916</i>	<i>471,178</i>	<i>442,018</i>
2050 - CLOTHING AND PERSONAL	2,566	3,000	3,000	3,000
2060 - COMMUNICATIONS	2,002	3,602	3,890	3,890
2090 - HOUSEHOLD	47		100	100
2140 - EQUIPMENT MAINTENANCE	3,001	852	2,000	2,000
2150 - MAINTENANCE OF STRUCTUR	2,589	452	2,000	2,000
2220 - MEDICAL, DENTAL & LAB S	965		500	500
2260 - OFFICE EXPENSES	1,592	1,631	1,800	1,800
2300 - PROFESSIONAL & SPECIAL	133,652	102,971	128,990	128,990
2313 - PHYSICALS & DRUG TESTIN	811	15	750	750
2500 - PUBLICATIONS & NOTICES	132	331	350	350
2700 - SPECIAL DEPARTMENTAL EX	3,651	1,208	1,400	1,400

Trinity County Budget Worksheets

For Fiscal Year 7/1/2021 - 6/30/2022

Function: 02 - Public Protection

Fund: 101 - GENERAL FUND

Activity: 23 - DETENTION AND CORRECTION

Budget Officer: PROB - PROBATION OFFICER

Budget Unit: 2460 - JUVENILE HALL

Classification	Actuals 2019/20	Actuals 2020/21	Requested Budget 2021/22	Recommended Budget 2021/22
2750 - TRAVEL	3,065	4,873	4,000	4,000
2756 - TRAINING	250	2,065	800	800
2850 - UTILITIES	3,955	6,466	6,500	6,500
<i>Services and Supplies</i>	158,285	127,470	156,080	156,080
2099 - OTHER CONT SVC - INTERF	4,216			
<i>Interfund Expenses</i>	4,216			
2101 - INTRA-FUND INSURANCE EX	14,863	19,248	15,480	15,480
2376 - INTRAFUND SERVICES & SU		9	1,500	1,500
3291 - INTRA-FUND INDIRECT COS	55,543	56,171	62,807	62,807
<i>Intra-Fund Expenses</i>	70,406	75,428	79,787	79,787
3100 - SUPPORT & CARE OF PERSO			500	500
<i>Other Charges</i>			500	500
4200 - FIXED ASSETS - STRUCT &	7,030			
4300 - FIXED ASSET - EQUIPMENT			20,000	20,000
<i>Fixed Assets</i>	7,030		20,000	20,000
Expenditures/Financing Uses	652,667	553,815	727,545	698,385
Transfers-In				
9800 - TRANSFER IN	246,928	312,885	344,071	344,071
<i>Transfers-In</i>	246,928	312,885	344,071	344,071
Transfers-In	246,928	312,885	344,071	344,071
Transfers-Out				
5500 - TRANSFER OUT:	260			
<i>Other Financing Uses</i>	260			
Transfers-Out	260	0	0	0

Trinity County
Budget Worksheets

For Fiscal Year 7/1/2021 - 6/30/2022

Function: 02 - Public Protection

Fund: 101 - GENERAL FUND

Activity: 23 - DETENTION AND CORRECTION

Budget Officer: PROB - PROBATION OFFICER

Budget Unit: 2460 - JUVENILE HALL

Classification	Actuals 2019/20	Actuals 2020/21	Requested Budget 2021/22	Recommended Budget 2021/22
2460 - JUVENILE HALL				
600 Revenues/Sources	3,083	33,662		
700 Expenditures/Uses	652,667	553,815	727,545	698,385
Net	(649,584)	(520,153)	(727,545)	(698,385)
800 Transfers In	246,928	312,885	344,071	344,071
850 Transfers Out	260			
Total	(402,915)	(207,267)	(383,474)	(354,314)

**Trinity County
Budget Worksheets**

For Fiscal Year 7/1/2021 - 6/30/2022

Function: 02 - Public Protection

Fund: 113 - ADULT DRUG COURT GRANT

Activity: 27 - OTHER PROTECTION

Budget Officer: PROB - PROBATION OFFICER

Budget Unit: 8113 - ADULT DRUG COURT GRANT PROGRAM

Classification	Actuals 2019/20	Actuals 2020/21	Requested Budget 2021/22	Recommended Budget 2021/22
Revenues/Financing Sources				
6601 - INTEREST	10			
<i>Use of Money and Property</i>	10			
7801 - FEDERAL GRANT INCOME	68,799	95,851	100,000	100,000
<i>Government Aid - Federal</i>	68,799	95,851	100,000	100,000
Revenues/Financing Sources	68,810	95,851	100,000	100,000
Expenditures/Financing Uses				
1010 - REGULAR SALARY	16,836			
<i>Salaries and Benefits</i>	16,836			
2260 - OFFICE EXPENSES	539	206	400	400
<i>Services and Supplies</i>	539	206	400	400
2399 - PROF SVCS - INTERFUND		8,941	24,185	24,185
3290 - INDIRECT COST COUNTY DE		413	415	415
<i>Interfund Expenses</i>		9,354	24,600	24,600
3200 - CONTRIBUTIONS TO OTHERS	38,359	71,118	75,000	75,000
<i>Other Charges</i>	38,359	71,118	75,000	75,000
Expenditures/Financing Uses	55,736	80,679	100,000	100,000
Transfers-Out				
5500 - TRANSFER OUT:	1,719			
<i>Other Financing Uses</i>	1,719			
Transfers-Out	1,719	0	0	0
8113 - ADULT DRUG COURT GRANT PROGRAM				
600 Revenues/Sources	68,810	95,851	100,000	100,000
700 Expenditures/Uses	55,736	80,679	100,000	100,000
Net	13,074	15,172		
800 Transfers In				
850 Transfers Out	1,719			
Total	11,354	15,172	0	0

**Trinity County
Budget Worksheets**

For Fiscal Year 7/1/2021 - 6/30/2022

Function: 02 - Public Protection

Fund: 199 - JAG GRANT PROBATION

Activity: 27 - OTHER PROTECTION

Budget Officer: PROB - PROBATION OFFICER

Budget Unit: 8199 - JAG GRANT PROBATION

Classification	Actuals 2019/20	Actuals 2020/21	Requested Budget 2021/22	Recommended Budget 2021/22
Revenues/Financing Sources				
6601 - INTEREST	8			
<i>Use of Money and Property</i>	8			
7190 - STATE GRANT INCOME	4,320			
<i>Government Aid - State</i>	4,320			
Revenues/Financing Sources	4,328	0	0	0
Expenditures/Financing Uses				
2750 - TRAVEL	420			
2756 - TRAINING		2,350	2,015	2,015
<i>Services and Supplies</i>	420	2,350	2,015	2,015
3290 - INDIRECT COST COUNTY DE		3	20	20
<i>Interfund Expenses</i>		3	20	20
Expenditures/Financing Uses	420	2,353	2,035	2,035
8199 - JAG GRANT PROBATION				
600 Revenues/Sources	4,328			
700 Expenditures/Uses	420	2,353	2,035	2,035
Net	3,908	(2,353)	(2,035)	(2,035)
800 Transfers In				
850 Transfers Out				
Total	3,908	(2,353)	(2,035)	(2,035)

Trinity County
Budget Worksheets

For Fiscal Year 7/1/2021 - 6/30/2022

Function: 02 - Public Protection

Fund: 499 - LOCAL COMM CORR REAL FUND 2011

Activity: 22 - POLICE PROTECTION

Budget Officer: PROB - PROBATION OFFICER

Budget Unit: 8499 - LOCAL COMM CORR REALIGN 2011

Classification	Actuals 2019/20	Actuals 2020/21	Requested Budget 2021/22	Recommended Budget 2021/22
Revenues/Financing Sources				
7072 - COMMUNITY CORRECTIONS S	692,172	799,399	737,707	737,707
7076 - CORONA VIRUS RELIEF FUN		44,502		
<i>Government Aid - State</i>	692,172	843,902	737,707	737,707
Revenues/Financing Sources	692,172	843,902	737,707	737,707
Expenditures/Financing Uses				
2301 - COUNTY AUDIT	97			
<i>Services and Supplies</i>	97			
2399 - PROF SVCS - INTERFUND			291,000	291,000
3290 - INDIRECT COST COUNTY DE			200	200
<i>Interfund Expenses</i>			291,200	291,200
Expenditures/Financing Uses	97	0	291,200	291,200
Transfers-In				
Transfers-In	0	0	0	0
Transfers-Out				
5500 - TRANSFER OUT:	720,168	647,227	386,259	386,259
<i>Other Financing Uses</i>	720,168	647,227	386,259	386,259
Transfers-Out	720,168	647,227	386,259	386,259
8499 - LOCAL COMM CORR REALIGN 2011				
600 Revenues/Sources	692,172	843,902	737,707	737,707
700 Expenditures/Uses	97		291,200	291,200
Net	692,075	843,902	446,507	446,507
800 Transfers In				
850 Transfers Out	720,168	647,227	386,259	386,259
Total	(28,092)	196,674	60,248	60,248

**Trinity County
Budget Worksheets**

For Fiscal Year 7/1/2021 - 6/30/2022

Function: 02 - Public Protection

Fund: 502 - JUV JUSTICE REALIGNMENT 2011

Activity: 22 - POLICE PROTECTION

Budget Officer: PROB - PROBATION OFFICER

Budget Unit: 8502 - JUVENILE JUSTICE REALIGN 2011

Classification	Actuals 2019/20	Actuals 2020/21	Requested Budget 2021/22	Recommended Budget 2021/22
Revenues/Financing Sources				
7076 - CORONA VIRUS RELIEF FUN		7,273		
7080 - YOUTH OFFEND BLCK GRNT	111,913	147,499	117,000	117,000
7081 - JUVENILE REENTRY GRANT		18,822		
7096 - JUVENILE JUSTICE GROWTH	25,794	20,827		
<i>Government Aid - State</i>	137,707	194,424	117,000	117,000
Revenues/Financing Sources	137,707	194,424	117,000	117,000
Expenditures/Financing Uses				
2301 - COUNTY AUDIT	36			
<i>Services and Supplies</i>	36			
3290 - INDIRECT COST COUNTY DE			50	50
<i>Interfund Expenses</i>			50	50
Expenditures/Financing Uses	36	0	50	50
Transfers-In				
Transfers-In	0	0	0	0
Transfers-Out				
5500 - TRANSFER OUT:	84,112	98,310	117,000	117,000
<i>Other Financing Uses</i>	84,112	98,310	117,000	117,000
Transfers-Out	84,112	98,310	117,000	117,000
8502 - JUVENILE JUSTICE REALIGN 2011				
600 Revenues/Sources	137,707	194,424	117,000	117,000
700 Expenditures/Uses	36		50	50
Net	137,671	194,424	116,950	116,950
800 Transfers In				
850 Transfers Out	84,112	98,310	117,000	117,000
Total	53,558	96,114	(50)	(50)

**Trinity County
Budget Worksheets**

For Fiscal Year 7/1/2021 - 6/30/2022

Function: 02 - Public Protection

Fund: 522 - COMM. CORRECTIONS

Activity: 22 - POLICE PROTECTION

Budget Officer: PROB - PROBATION OFFICER

Budget Unit: 8522 - COMM CORRECTIONS PERFORM INCNT

Classification	Actuals 2019/20	Actuals 2020/21	Requested Budget 2021/22	Recommended Budget 2021/22
Revenues/Financing Sources				
6601 - INTEREST	523			
<i>Use of Money and Property</i>	<u>523</u>			
7190 - STATE GRANT INCOME	100,000	100,000	100,000	100,000
<i>Government Aid - State</i>	<u>100,000</u>	<u>100,000</u>	<u>100,000</u>	<u>100,000</u>
Revenues/Financing Sources	100,523	100,000	100,000	100,000
Expenditures/Financing Uses				
2301 - COUNTY AUDIT	6			
<i>Services and Supplies</i>	<u>6</u>			
3290 - INDIRECT COST COUNTY DE			50	50
<i>Interfund Expenses</i>			<u>50</u>	<u>50</u>
Expenditures/Financing Uses	6	0	50	50
Transfers-Out				
5500 - TRANSFER OUT:	50,000	100,000	100,000	100,000
<i>Other Financing Uses</i>	<u>50,000</u>	<u>100,000</u>	<u>100,000</u>	<u>100,000</u>
Transfers-Out	50,000	100,000	100,000	100,000
8522 - COMM CORRECTIONS PERFORM INCNT				
600 Revenues/Sources	100,523	100,000	100,000	100,000
700 Expenditures/Uses	6		50	50
Net	100,516	100,000	99,950	99,950
800 Transfers In				
850 Transfers Out	50,000	100,000	100,000	100,000
Total	50,516	0	(50)	(50)

**Trinity County
Budget Worksheets**

For Fiscal Year 7/1/2021 - 6/30/2022

Function: 02 - Public Protection

Fund: 542 - FINGERPRINT IDENTIFICATION FUN

Activity: 22 - POLICE PROTECTION

Budget Officer: PROB - PROBATION OFFICER

Budget Unit: 8542 - FINGERPRINT IDENTIFICATION

Classification	Actuals 2019/20	Actuals 2020/21	Requested Budget 2021/22	Recommended Budget 2021/22
Revenues/Financing Sources				
7070 - VEH REGISTRATION ASSESS	15,866	12,617	16,000	16,000
<i>Licenses, Permits & Franchises</i>	15,866	12,617	16,000	16,000
6601 - INTEREST	417		300	300
<i>Use of Money and Property</i>	417		300	300
Revenues/Financing Sources	16,284	12,617	16,300	16,300
Expenditures/Financing Uses				
2301 - COUNTY AUDIT	15			
<i>Services and Supplies</i>	15			
3290 - INDIRECT COST COUNTY DE			50	50
<i>Interfund Expenses</i>			50	50
Expenditures/Financing Uses	15	0	50	50
Transfers-Out				
5500 - TRANSFER OUT:	18,246		20,000	20,000
<i>Other Financing Uses</i>	18,246		20,000	20,000
Transfers-Out	18,246	0	20,000	20,000
8542 - FINGERPRINT IDENTIFICATION				
600 Revenues/Sources	16,284	12,617	16,300	16,300
700 Expenditures/Uses	15		50	50
Net	16,269	12,617	16,250	16,250
800 Transfers In				
850 Transfers Out	18,246		20,000	20,000
Total	(1,976)	12,617	(3,750)	(3,750)

Trinity County
Budget Worksheets

For Fiscal Year 7/1/2021 - 6/30/2022

Function: 02 - Public Protection

Fund: 562 - LOCAL LAW ENCOREMENT PROB-

Activity: 22 - POLICE PROTECTION

Budget Officer: PROB - PROBATION OFFICER

Budget Unit: 8562 - LOCAL LAW ENFORCE PROB REALIGN

Classification	Actuals 2019/20	Actuals 2020/21	Requested Budget 2021/22	Recommended Budget 2021/22
Revenues/Financing Sources				
7090 - JUVENILE PROBATION FUND	52,536	52,536	52,536	52,536
7099 - ELEAS GROWTH SPECIAL AC	29,398	29,808	29,000	29,000
<i>Government Aid - State</i>	81,935	82,344	81,536	81,536
Revenues/Financing Sources	81,935	82,344	81,536	81,536
Expenditures/Financing Uses				
2301 - COUNTY AUDIT	37			
<i>Services and Supplies</i>	37			
3290 - INDIRECT COST COUNTY DE			50	50
<i>Interfund Expenses</i>			50	50
Expenditures/Financing Uses	37	0	50	50
Transfers-In				
Transfers-In	0	0	0	0
Transfers-Out				
5500 - TRANSFER OUT:	18,839	70,842	81,486	81,486
<i>Other Financing Uses</i>	18,839	70,842	81,486	81,486
Transfers-Out	18,839	70,842	81,486	81,486
8562 - LOCAL LAW ENFORCE PROB REALIGN				
600 Revenues/Sources	81,935	82,344	81,536	81,536
700 Expenditures/Uses	37		50	50
Net	81,897	82,344	81,486	81,486
800 Transfers In				
850 Transfers Out	18,839	70,842	81,486	81,486
Total	63,058	11,502	0	0

Trinity County
Budget Worksheets

For Fiscal Year 7/1/2021 - 6/30/2022

Function: 02 - Public Protection

Fund: 594 - ASSET SEIZURE PROBATION

Activity: 22 - POLICE PROTECTION

Budget Officer: PROB - PROBATION OFFICER

Budget Unit: 8594 - PROBATION ASSET SEIZURE

Classification	Actuals 2019/20	Actuals 2020/21	Requested Budget 2021/22	Recommended Budget 2021/22
Revenues/Financing Sources				
6590 - FORFEITURES & PENALTIES	14,898	32,855		
<i>Fines, Forfeitures & Penalties</i>	14,898	32,855		
6601 - INTEREST	966			
<i>Use of Money and Property</i>	966			
Revenues/Financing Sources	15,864	32,855	0	0
Expenditures/Financing Uses				
2301 - COUNTY AUDIT	25			
<i>Services and Supplies</i>	25			
3290 - INDIRECT COST COUNTY DE			85	85
<i>Interfund Expenses</i>			85	85
Expenditures/Financing Uses	25	0	85	85
Transfers-Out				
5500 - TRANSFER OUT:		7,419		
<i>Other Financing Uses</i>		7,419		
Transfers-Out	0	7,419	0	0
8594 - PROBATION ASSET SEIZURE				
600 Revenues/Sources	15,864	32,855		
700 Expenditures/Uses	25		85	85
Net	15,839	32,855	(85)	(85)
800 Transfers In				
850 Transfers Out		7,419		
Total	15,839	25,435	(85)	(85)



**TIM SAXON
SHERIFF**

THIS PAGE LEFT BLANK INTENTIONALLY



TRINITY COUNTY SHERIFF'S OFFICE

101 Memorial Drive, P.O. Box 1228
Weaverville, CA 96093
(530) 623-2611

TIM SAXON, Sheriff/Coroner
BRYAN WARD, Undersheriff

Memorandum

To: Trinity County Board of Supervisors
From: Tim Saxon, Sheriff-Coroner
Date: September 1, 2021
Re: Budget 2021/2022

The Trinity County Sheriff's Office is committed to providing the highest quality of law enforcement to the people of Trinity County, with an emphasis on integrity, professionalism, and community service.

The Trinity County Sheriff's Office (TCSO) is responsible for patrolling nearly 3,200 square miles of very diverse territory in Northern California. The TCSO also operates the county detention facility. Construction on the new Trinity County detention facility is nearing completion. Having endured a number of delays due to COVID-19, the new facility is projected to be operational by December 2021. This requested budget contains a plan for addressing previous staffing shortages by funding all allocated positions in Patrol and Corrections and providing for an enhanced recruitment and retention program.

During the 20/21 fiscal year, TCSO received over 7,000 calls for service and made over 600 arrests. Our Custody Division had an annual intake of nearly 500 persons, served approximately 63,000 meals and provided about 50,000 doses of prescription medication to those in our care.

Of the 33 persons reported missing last year, all were located. We continue to follow up investigating on cases involving those previously reported missing.

TCSO has over 50 active Search and Rescue (SAR) volunteers. Twenty of those members are SAR Explorers from Trinity, Hayfork and Southern Trinity High Schools. Volunteers logged hundreds of hours between training and SAR missions last year. From assisting at COVID-19 vaccination sites to evacuations during the August Complex Fire, these members also received advanced first aid training to assist those in need during rescue missions.

During 20/21, the Boating Unit had over 690 hours on the water. Additionally, they recorded 930 hours off the water with boating safety presentations, investigations, and trainings. Last season, deputies issued a total of 44 citations, 495 warnings, conducted 230 boating inspections, and had an additional 69 public assist contacts related to water safety.

In conjunction with other state and federal law enforcement agencies, TCSO Major Crimes Unit conducted 8 cannabis eradication operations on public lands (National Forest). Additionally, 54 eradication operations were conducted on private property after obtaining valid search warrants. As a result of these operations: 386,819 Marijuana plants were eradicated; 40,301 pounds of

processed Marijuana seized/destroyed; 223 ounces of concentrated cannabis seized/destroyed; \$614,697 US currency seized; 156 people arrested; and, 55 firearms seized.

The Code Enforcement Unit issued over 163 violation notices last year. Sixty-two of those violations self-corrected within 7 days. The Unit served 3 search warrants that resulted in 1,430 cannabis plants eradicated and 680 pounds of processed cannabis seized.

In fiscal year 20/21, there were 90 Coroner's Cases in Trinity County that required additional investigation and reporting. Our costs associated with medical examiner services have been increasing due to higher case numbers and the limited number of service providers in the north state.

The Trinity County Sheriff's Office is proud to serve the people of the County. We want the public to know that we will continue to deliver the highest level of service possible with the resources we have available.

SORT ORDER: BDT OFCR then ORG KEY; Period Reported: 06/30/21-06/30/21 ;Totals Only

SELECT FUND GROUP: 01-06 ; ACCOUNT CODE: 0100

	Prior	Debit	Credit	Period Bal.	YTD Balance
=====	=====	=====	=====	=====	=====
Total ORG KEY 0144 LAKE PATROL	-23,047.01	55,676.04*	33,564.04*	22,112.00	-935.01
Total ORG KEY 0145 ANTI-DRUG ABUSE SHERIFF	17,858.30	0.00*	0.00*	0.00	17,858.30
Total ORG KEY 0146 MARIJUANA SUPP PROGRAM- S.O.	-564.34	0.00*	0.00*	0.00	-564.34
Total ORG KEY 0148 CANNIBIS ERADICATION PROS	32,601.04	331.44*	6,082.88*	-5,751.44	26,849.60
Total ORG KEY 0149 NATIONAL FOREST ERADICATION	-309.27	0.00*	18.00*	-18.00	-327.27
Total ORG KEY 0150 ADA RECOVERY ACT PROGRAM	6,922.15	0.00*	0.00*	0.00	6,922.15
Total ORG KEY 0523 COPS HIRING PROGRAM	-88.52	0.00*	0.00*	0.00	-88.52
Total ORG KEY 0556 SHERIFF INMATE FUND	1,798.54	0.00*	5,000.00*	-5,000.00	-3,201.46
Total ORG KEY 0561 LOCAL LAW ENFOCE SHERIFF REAL	263,912.13	0.00*	54,638.90*	-54,638.90	209,273.23
Total ORG KEY 0587 DEPT OF JUSTICE ASSET SEIZURE	20,993.68	0.00*	0.00*	0.00	20,993.68
Total ORG KEY 0592 TREASURY ASSET SEIZURE	8,606.32	0.33*	0.00*	0.33	8,606.65
Total ORG KEY 0593 STATE & LOCAL ASSET SEIZURE	191,516.22	0.00*	0.00*	0.00	191,516.22
Total BDT OFCR SHER SHERIFF	520,199.24	56,007.81*	99,303.82*	-43,296.01	476,903.23

Trinity County
Budget Officer Summary
CAO Requested Budget

SHER SHERIFF

Dept Description (Fund)	Expenditures	Revenues	Net Income
2110 CORONER (101)	73,557	0	(73,557)
2200 SHERIFF (101)	4,515,583	2,119,769	(2,395,814)
2205 CODE ENFORCEMENT-SHERIFF (101)	662,963	662,963	0
2210 LAKE PATROL (144)	171,831	159,246	(12,585)
2270 SEARCH AND RESCUE (101)	19,370	0	(19,370)
2280 CANNABIS ERADICATION PROS (148)	100,133	98,060	(2,073)
2300 JAIL (101)	3,534,782	172,595	(3,362,187)
2301 JAIL HEALTH (101)	463,437	355,135	(108,302)
2350 ANIMAL CONTROL (101)	294,585	201,000	(93,585)
8556 INMATE WELFARE FUND (556)	27,000	27,006	6
8561 LOCAL LAW ENFORCE SHERIFF REAL (561)	520,305	520,305	0
8592 TREASURY ASSET SEIZURE (592)	4	0	(4)
8593 STATE & LOCAL ASSET SEIZURE (593)	6,000	0	(6,000)
Total SHERIFF	10,389,550	4,316,079	(6,073,471)
General Fund Contribution			(6,052,815)
Non General Fund change to Fund Balance			(20,656)

**Trinity County
Budget Worksheets**

For Fiscal Year 7/1/2021 - 6/30/2022

Function: 02 - Public Protection

Fund: 101 - GENERAL FUND

Activity: 27 - OTHER PROTECTION

Budget Officer: SHER - SHERIFF

Budget Unit: 2110 - CORONER

Classification	Actuals 2019/20	Actuals 2020/21	Requested Budget 2021/22	Recommended Budget 2021/22
Revenues/Financing Sources				
Revenues/Financing Sources	0	0	0	0
Expenditures/Financing Uses				
2220 - MEDICAL, DENTAL & LAB S			110	110
2240 - MEMBERSHIPS			300	300
2260 - OFFICE EXPENSES	1,230	1,353	1,000	1,000
2300 - PROFESSIONAL & SPECIAL	48,138	69,338	65,149	65,149
2700 - SPECIAL DEPARTMENTAL EX	4,984	3,422	6,000	6,000
<i>Services and Supplies</i>	54,353	74,113	72,559	72,559
3291 - INTRA-FUND INDIRECT COS	1,173	1,419	998	998
<i>Intra-Fund Expenses</i>	1,173	1,419	998	998
Expenditures/Financing Uses	55,526	75,532	73,557	73,557
Transfers-In				
Transfers-In	0	0	0	0
2110 - CORONER				
600 Revenues/Sources				
700 Expenditures/Uses	55,526	75,532	73,557	73,557
Net	(55,526)	(75,532)	(73,557)	(73,557)
800 Transfers In				
850 Transfers Out				
Total	(55,526)	(75,532)	(73,557)	(73,557)

**Trinity County
Budget Worksheets**

For Fiscal Year 7/1/2021 - 6/30/2022

Function: 02 - Public Protection

Fund: 101 - GENERAL FUND

Activity: 22 - POLICE PROTECTION

Budget Officer: SHER - SHERIFF

Budget Unit: 2200 - SHERIFF

Classification	Actuals 2019/20	Actuals 2020/21	Requested Budget 2021/22	Recommended Budget 2021/22
Revenues/Financing Sources				
6102 - FIREARMS SELLER LICENSE	60	45	60	60
6401 - GUN PERMITS	3,764	5,841	5,000	5,000
6402 - EXPLOSIVE PERMITS	106	30		
<i>Licenses, Permits & Franchises</i>	3,930	5,916	5,060	5,060
6525 - DNA IDENTIFICATION PROP	2,078	1,816	2,000	2,000
<i>Fines, Forfeitures & Penalties</i>	2,078	1,816	2,000	2,000
6601 - INTEREST				
<i>Use of Money and Property</i>				
6061 - PUBLIC SAFETY FUND PROP	390,960	387,282	387,000	387,000
7190 - STATE GRANT INCOME	70,759	97,877	612,369	612,369
7457 - STATE POST	17,920	26,151	15,000	15,000
<i>Government Aid - State</i>	479,640	511,310	1,014,369	1,014,369
7802 - COOP LAW ENFORCEMENT- N	14,017	4,322	23,000	23,000
7804 - DRUG ERADICATION REIMBU	34,645	6,538	49,000	49,000
<i>Government Aid - Federal</i>	48,662	10,861	72,000	72,000
8026 - CURR SVCS-LAW ENFORCEME	5,015	45	50	50
8631 - LAW ENFORCEMENT SERVICE	4,096	2,985	2,000	2,000
8853 - COPY MACHINE REVENUE -	605	340	300	300
<i>Charges for Current Services</i>	9,716	3,370	2,350	2,350
8900 - INTERFUND REVENUE	401,565	180,558	190,000	190,000
<i>Interfund Revenue</i>	401,565	180,558	190,000	190,000
8950 - INTRA-FUND TRANSFER		182,124	190,000	190,000
<i>Intra-Fund Transfers</i>		182,124	190,000	190,000
9253 - INSURANCE PROCEEDS	28,565	14,740		
9254 - RESTITUTION	51	125		
9255 - CANCEL STALE DATED WARR	389			
9256 - REFUNDS FOR PRIOR YR EX	136,052	216,632		
9299 - OTHER REVENUE	6			
9590 - REIMBURSABLES	170,047	6,819		
<i>Miscellaneous Revenues</i>	335,112	238,317		
9297 - PRIOR YEAR ADJUSTMENT		44,408		

Trinity County
Budget Worksheets

For Fiscal Year 7/1/2021 - 6/30/2022

Function: 02 - Public Protection

Fund: 101 - GENERAL FUND

Activity: 22 - POLICE PROTECTION

Budget Officer: SHER - SHERIFF

Budget Unit: 2200 - SHERIFF

Classification	Actuals 2019/20	Actuals 2020/21	Requested Budget 2021/22	Recommended Budget 2021/22
<i>Prior Period Revenue</i>		<i>44,408</i>		
Revenues/Financing Sources	1,280,705	1,178,684	1,475,779	1,475,779
Expenditures/Financing Uses				
1010 - REGULAR SALARY	1,458,302	1,523,233	1,618,068	1,572,547
1020 - EXTRA HELP SALARY	52,454	55,777	98,880	98,880
1030 - OVERTIME SALARY	202,003	277,494	190,000	190,000
1050 - STAND BY PAY	54	10	500	500
1100 - SOCIAL SECURITY	129,360	139,309	145,919	142,437
1200 - PERS RETIREMENT	605,782	575,685	635,732	612,728
1210 - LIUNA PENSION	32,413	34,847	39,743	39,405
1300 - BENEFITS	179,849	198,275	266,173	253,229
1301 - GROUP INSURANCE RETIREE	442,263	427,729	387,660	391,019
1400 - UNEMPLOYMENT INSURANCE	14,022	12,840	11,760	11,270
1500 - WORKERS COMPENSATION	155,426	157,974	120,101	120,101
<i>Salaries and Benefits</i>	<i>3,271,933</i>	<i>3,403,179</i>	<i>3,514,536</i>	<i>3,432,116</i>
2050 - CLOTHING AND PERSONAL	21,348	16,417	23,000	23,000
2060 - COMMUNICATIONS	68,044	64,869	60,000	60,000
2090 - HOUSEHOLD	6,166	5,428	6,000	6,000
2100 - INSURANCE	1,134	1,134	1,304	1,304
2140 - EQUIPMENT MAINTENANCE	47,565	40,538	50,000	50,000
2150 - MAINTENANCE OF STRUCTUR	1,966	560	45,000	5,000
2220 - MEDICAL, DENTAL & LAB S	1,110	499	1,000	1,000
2240 - MEMBERSHIPS	2,394	2,494	3,000	3,000
2260 - OFFICE EXPENSES	45,290	48,593	80,000	80,000
2300 - PROFESSIONAL & SPECIAL	25,355	62,510	106,700	106,700
2313 - PHYSICALS & DRUG TESTIN	1,091	852	6,000	6,000
2500 - PUBLICATIONS & NOTICES	582		5,000	5,000
2600 - RENTS AND LEASES-EQUIPM	3,000	3,020		
2630 - RENTS & LEASES-STRUCTUR	3,940	4,432	4,000	4,000
2700 - SPECIAL DEPARTMENTAL EX	38,811	28,026	46,000	46,000
2750 - TRAVEL	55,381	12,557	23,000	23,000
2752 - FUEL PURCHASES	55,663	57,635	55,000	55,000
2756 - TRAINING	10,920	12,403	15,000	15,000
2850 - UTILITIES	9,219	8,986	8,500	8,500
<i>Services and Supplies</i>	<i>398,986</i>	<i>370,961</i>	<i>538,504</i>	<i>498,504</i>
2199 - INTERFUND MAINTENANCE E	26,530	73,252	30,000	30,000

**Trinity County
Budget Worksheets**

For Fiscal Year 7/1/2021 - 6/30/2022

Function: 02 - Public Protection

Fund: 101 - GENERAL FUND

Activity: 22 - POLICE PROTECTION

Budget Officer: SHER - SHERIFF

Budget Unit: 2200 - SHERIFF

Classification	Actuals 2019/20	Actuals 2020/21	Requested Budget 2021/22	Recommended Budget 2021/22
2299 - INTERFUND SERVICES/SUPP	95			
2399 - PROF SVCS - INTERFUND	2,101		1,220	1,220
2799 - INTERFUND FUEL/TRVL EXP	56,564	67,095	70,000	70,000
<i>Interfund Expenses</i>	85,291	140,348	101,220	101,220
2101 - INTRA-FUND INSURANCE EX	79,533	113,281	100,047	100,047
2375 - INTRAFUND PROF & SPECIA		1,219		
3291 - INTRA-FUND INDIRECT COS	217,193	271,563	265,136	265,136
<i>Intra-Fund Expenses</i>	296,726	386,063	365,183	365,183
3232 - CONTR TO AGENCY FUNDS		10	60	60
<i>Other Charges</i>		10	60	60
4200 - FIXED ASSETS - STRUCT &				15,000
4300 - FIXED ASSET - EQUIPMENT	13,550		103,500	103,500
<i>Fixed Assets</i>	13,550		103,500	118,500
Expenditures/Financing Uses	4,066,486	4,300,562	4,623,003	4,515,583
Transfers-In				
9800 - TRANSFER IN	611,864	610,218	643,990	643,990
<i>Transfers-In</i>	611,864	610,218	643,990	643,990
Transfers-In	611,864	610,218	643,990	643,990
Transfers-Out				
5500 - TRANSFER OUT:	230			
<i>Other Financing Uses</i>	230			
Transfers-Out	230	0	0	0

**Trinity County
Budget Worksheets**

For Fiscal Year 7/1/2021 - 6/30/2022

Function: 02 - Public Protection

Fund: 101 - GENERAL FUND

Activity: 22 - POLICE PROTECTION

Budget Officer: SHER - SHERIFF

Budget Unit: 2200 - SHERIFF

Classification	Actuals 2019/20	Actuals 2020/21	Requested Budget 2021/22	Recommended Budget 2021/22
2200 - SHERIFF				
600 Revenues/Sources	1,280,705	1,178,684	1,475,779	1,475,779
700 Expenditures/Uses	4,066,486	4,300,562	4,623,003	4,515,583
Net	(2,785,781)	(3,121,877)	(3,147,224)	(3,039,804)
800 Transfers In	611,864	610,218	643,990	643,990
850 Transfers Out	230			
Total	(2,174,146)	(2,511,659)	(2,503,234)	(2,395,814)

**Trinity County
Budget Worksheets**

For Fiscal Year 7/1/2021 - 6/30/2022

Function: 02 - Public Protection

Fund: 101 - GENERAL FUND

Activity: 22 - POLICE PROTECTION

Budget Officer: SHER - SHERIFF

Budget Unit: 2205 - CODE ENFORCEMENT-SHERIFF

Classification	Actuals 2019/20	Actuals 2020/21	Requested Budget 2021/22	Recommended Budget 2021/22
Revenues/Financing Sources				
8900 - INTERFUND REVENUE	488,989	400,807	662,403	662,963
<i>Interfund Revenue</i>	488,989	400,807	662,403	662,963
9297 - PRIOR YEAR ADJUSTMENT		22,931		
<i>Prior Period Revenue</i>		22,931		
Revenues/Financing Sources	488,989	423,738	662,403	662,963
Expenditures/Financing Uses				
1010 - REGULAR SALARY	169,287	159,998	240,960	240,960
1020 - EXTRA HELP SALARY	90	90		
1030 - OVERTIME SALARY	20,161	23,234	40,000	40,000
1100 - SOCIAL SECURITY	14,547	14,010	21,493	21,493
1200 - PERS RETIREMENT	67,214	88,956	133,427	133,427
1210 - LIUNA PENSION	3,699	3,500	5,192	5,192
1300 - BENEFITS	23,584	20,664	37,526	37,526
1301 - GROUP INSURANCE RETIREE	90,659	51,327	64,610	65,170
1400 - UNEMPLOYMENT INSURANCE	1,625	970	1,960	1,960
1500 - WORKERS COMPENSATION	26,532	349	20,017	20,017
<i>Salaries and Benefits</i>	417,401	363,103	565,185	565,745
2050 - CLOTHING AND PERSONAL	3,624	4,845	8,000	8,000
2060 - COMMUNICATIONS	7,872		3,000	3,000
2140 - EQUIPMENT MAINTENANCE	954	1,258	4,000	4,000
2240 - MEMBERSHIPS		200		
2260 - OFFICE EXPENSES	2,748	10,177	5,000	5,000
2300 - PROFESSIONAL & SPECIAL		14,855		
2600 - RENTS AND LEASES-EQUIPM			24,000	24,000
2700 - SPECIAL DEPARTMENTAL EX		9,930	9,000	9,000
2750 - TRAVEL	687		9,500	9,500
2752 - FUEL PURCHASES	1,295	88	2,000	2,000
2756 - TRAINING			6,000	6,000
<i>Services and Supplies</i>	17,183	41,356	70,500	70,500
2199 - INTERFUND MAINTENANCE E		9,123	6,000	6,000
<i>Interfund Expenses</i>		9,123	6,000	6,000
2101 - INTRA-FUND INSURANCE EX	13,577		10,507	10,507
3291 - INTRA-FUND INDIRECT COS	37,075	94	10,211	10,211

Trinity County
Budget Worksheets

For Fiscal Year 7/1/2021 - 6/30/2022

Function: 02 - Public Protection

Fund: 101 - GENERAL FUND

Activity: 22 - POLICE PROTECTION

Budget Officer: SHER - SHERIFF

Budget Unit: 2205 - CODE ENFORCEMENT-SHERIFF

Classification	Actuals 2019/20	Actuals 2020/21	Requested Budget 2021/22	Recommended Budget 2021/22
<i>Intra-Fund Expenses</i>	50,652	94	20,718	20,718
4300 - FIXED ASSET - EQUIPMENT	12,958			
<i>Fixed Assets</i>	12,958			
Expenditures/Financing Uses	498,195	413,676	662,403	662,963
Transfers-In				
Transfers-In	0	0	0	0
2205 - CODE ENFORCEMENT-SHERIFF				
600 Revenues/Sources	488,989	423,738	662,403	662,963
700 Expenditures/Uses	498,195	413,676	662,403	662,963
Net	(9,206)	10,061		
800 Transfers In				
850 Transfers Out				
Total	(9,206)	10,061	0	0

**Trinity County
Budget Worksheets**

For Fiscal Year 7/1/2021 - 6/30/2022

Function: 02 - Public Protection

Fund: 144 - LAKE PATROL

Activity: 22 - POLICE PROTECTION

Budget Officer: SHER - SHERIFF

Budget Unit: 2210 - LAKE PATROL

Classification	Actuals 2019/20	Actuals 2020/21	Requested Budget 2021/22	Recommended Budget 2021/22
Revenues/Financing Sources				
6601 - INTEREST	146			
<i>Use of Money and Property</i>	146			
7461 - BOATING SAFETY	158,659	101,186	114,543	114,543
<i>Government Aid - State</i>	158,659	101,186	114,543	114,543
9256 - REFUNDS FOR PRIOR YR EX	871	1,694		
<i>Miscellaneous Revenues</i>	871	1,694		
9297 - PRIOR YEAR ADJUSTMENT		4,988		
<i>Prior Period Revenue</i>		4,988		
Revenues/Financing Sources	159,676	107,869	114,543	114,543
Expenditures/Financing Uses				
1010 - REGULAR SALARY	36,615	48,787	38,380	38,380
1020 - EXTRA HELP SALARY	7,050			
1030 - OVERTIME SALARY	16,769	8,184	20,000	20,000
1100 - SOCIAL SECURITY	4,231	4,291	4,466	4,466
1200 - PERS RETIREMENT	22,567	32,816	29,983	29,983
1210 - LIUNA PENSION	753	862	757	757
1300 - BENEFITS	4,095	5,264	4,180	4,180
1301 - GROUP INSURANCE RETIREE	39,475	34,218	32,305	32,585
1400 - UNEMPLOYMENT INSURANCE	319			
1500 - WORKERS COMPENSATION	1,466	1,427	1,497	1,497
<i>Salaries and Benefits</i>	133,344	135,853	131,568	131,848
2050 - CLOTHING AND PERSONAL	627		2,500	2,500
2090 - HOUSEHOLD	328		100	100
2100 - INSURANCE	1,022	1,272	1,297	1,297
2140 - EQUIPMENT MAINTENANCE	2,665	227	2,500	2,500
2260 - OFFICE EXPENSES		15		
2301 - COUNTY AUDIT	17			
2630 - RENTS & LEASES-STRUCTUR	12,000	12,000	12,000	12,000
2700 - SPECIAL DEPARTMENTAL EX	9,844	163	5,000	5,000
2750 - TRAVEL	1,686		2,000	2,000
2751 - TRANS & TRAVEL - LAKE P	5,764	5,526	8,420	8,420
<i>Services and Supplies</i>	33,956	19,205	33,817	33,817
1299 - INTERFUND EXPENSE UAL	(5,984)			

**Trinity County
Budget Worksheets**

For Fiscal Year 7/1/2021 - 6/30/2022

Function: 02 - Public Protection

Fund: 144 - LAKE PATROL

Activity: 22 - POLICE PROTECTION

Budget Officer: SHER - SHERIFF

Budget Unit: 2210 - LAKE PATROL

Classification	Actuals 2019/20	Actuals 2020/21	Requested Budget 2021/22	Recommended Budget 2021/22
3290 - INDIRECT COST COUNTY DE	6,188	6,166	6,166	6,166
<i>Interfund Expenses</i>	<i>203</i>	<i>6,166</i>	<i>6,166</i>	<i>6,166</i>
3291 - INTRA-FUND INDIRECT COS	6,668			
<i>Intra-Fund Expenses</i>	<i>6,668</i>			
Expenditures/Financing Uses	174,172	161,224	171,551	171,831
Transfers-In				
9800 - TRANSFER IN	24,449	20,620	44,703	44,703
<i>Transfers-In</i>	<i>24,449</i>	<i>20,620</i>	<i>44,703</i>	<i>44,703</i>
Transfers-In	24,449	20,620	44,703	44,703
Transfers-Out				
Transfers-Out	0	0	0	0
2210 - LAKE PATROL				
600 Revenues/Sources	159,676	107,869	114,543	114,543
700 Expenditures/Uses	174,172	161,224	171,551	171,831
Net	(14,495)	(53,355)	(57,008)	(57,288)
800 Transfers In	24,449	20,620	44,703	44,703
850 Transfers Out				
Total	9,953	(32,735)	(12,305)	(12,585)

Trinity County
Budget Worksheets

For Fiscal Year 7/1/2021 - 6/30/2022

Function: 02 - Public Protection

Fund: 101 - GENERAL FUND

Activity: 27 - OTHER PROTECTION

Budget Officer: SHER - SHERIFF

Budget Unit: 2270 - SEARCH AND RESCUE

Classification	Actuals 2019/20	Actuals 2020/21	Requested Budget 2021/22	Recommended Budget 2021/22
Revenues/Financing Sources				
Revenues/Financing Sources	0	0	0	0
Expenditures/Financing Uses				
2050 - CLOTHING AND PERSONAL	2,653	1,946		
2080 - FOOD	17			
2090 - HOUSEHOLD	54		40	40
2140 - EQUIPMENT MAINTENANCE	1,373	304	1,300	1,300
2220 - MEDICAL, DENTAL & LAB S		3,087		
2260 - OFFICE EXPENSES	598	68	300	300
2313 - PHYSICALS & DRUG TESTIN	704		480	480
2660 - SMALL TOOLS & INSTRUMEN	136			
2700 - SPECIAL DEPARTMENTAL EX	8,371	6,774	9,250	9,250
2750 - TRAVEL	1,192	1,246		
2752 - FUEL PURCHASES	141			
2756 - TRAINING	4,125	2,667	8,000	8,000
<i>Services and Supplies</i>	19,370	16,094	19,370	19,370
Expenditures/Financing Uses	19,370	16,094	19,370	19,370
Transfers-In				
Transfers-In	0	0	0	0
2270 - SEARCH AND RESCUE				
600 Revenues/Sources				
700 Expenditures/Uses	19,370	16,094	19,370	19,370
Net	(19,370)	(16,094)	(19,370)	(19,370)
800 Transfers In				
850 Transfers Out				
Total	(19,370)	(16,094)	(19,370)	(19,370)

**Trinity County
Budget Worksheets**

For Fiscal Year 7/1/2021 - 6/30/2022

Function: 02 - Public Protection

Fund: 148 - CANNABIS ERADICATION PROS

Activity: 22 - POLICE PROTECTION

Budget Officer: SHER - SHERIFF

Budget Unit: 2280 - CANNABIS ERADICATION PROS

Classification	Actuals 2019/20	Actuals 2020/21	Requested Budget 2021/22	Recommended Budget 2021/22
Revenues/Financing Sources				
6601 - INTEREST	212			
<i>Use of Money and Property</i>	212			
7804 - DRUG ERADICATION REIMBU	100,922	61,230	95,000	95,000
<i>Government Aid - Federal</i>	100,922	61,230	95,000	95,000
Revenues/Financing Sources	101,134	61,230	95,000	95,000
Expenditures/Financing Uses				
1020 - EXTRA HELP SALARY		3,960	5,000	5,000
1030 - OVERTIME SALARY	30,536	16,894	35,000	35,000
1100 - SOCIAL SECURITY	1,283	1,567	3,060	3,060
1300 - BENEFITS	204	295		
1400 - UNEMPLOYMENT INSURANCE	2	161		
<i>Salaries and Benefits</i>	32,027	22,879	43,060	43,060
2050 - CLOTHING AND PERSONAL	5,454	4,016	6,000	6,000
2060 - COMMUNICATIONS			1,000	1,000
2080 - FOOD	83		400	400
2090 - HOUSEHOLD		150		
2140 - EQUIPMENT MAINTENANCE	10,708	3,109	4,873	4,873
2260 - OFFICE EXPENSES	183		200	200
2300 - PROFESSIONAL & SPECIAL	30,200	29,550	30,200	30,200
2301 - COUNTY AUDIT	9			
2600 - RENTS AND LEASES-EQUIPM	2,666	1,273		
2630 - RENTS & LEASES-STRUCTUR	6,000	6,000	6,000	6,000
2700 - SPECIAL DEPARTMENTAL EX	2,511	2,045	6,400	6,400
2750 - TRAVEL	2,409	2,375	2,000	2,000
2752 - FUEL PURCHASES	131			
<i>Services and Supplies</i>	60,358	48,520	57,073	57,073
3290 - INDIRECT COST COUNTY DE	2,030			
<i>Interfund Expenses</i>	2,030			
Expenditures/Financing Uses	94,416	71,400	100,133	100,133
Transfers-In				
9800 - TRANSFER IN	3,039	1,567	3,060	3,060
<i>Transfers-In</i>	3,039	1,567	3,060	3,060

Trinity County
Budget Worksheets

For Fiscal Year 7/1/2021 - 6/30/2022

Function: 02 - Public Protection

Fund: 148 - CANNABIS ERADICATION PROS

Activity: 22 - POLICE PROTECTION

Budget Officer: SHER - SHERIFF

Budget Unit: 2280 - CANNABIS ERADICATION PROS

Classification	Actuals 2019/20	Actuals 2020/21	Requested Budget 2021/22	Recommended Budget 2021/22
Transfers-In	3,039	1,567	3,060	3,060
2280 - CANNABIS ERADICATION PROS				
600 Revenues/Sources	101,134	61,230	95,000	95,000
700 Expenditures/Uses	94,416	71,400	100,133	100,133
Net	6,718	(10,170)	(5,133)	(5,133)
800 Transfers In	3,039	1,567	3,060	3,060
850 Transfers Out				
Total	9,758	(8,602)	(2,073)	(2,073)

Trinity County Budget Worksheets

For Fiscal Year 7/1/2021 - 6/30/2022

Function: 02 - Public Protection

Fund: 101 - GENERAL FUND

Activity: 23 - DETENTION AND CORRECTION

Budget Officer: SHER - SHERIFF

Budget Unit: 2300 - JAIL

Classification	Actuals 2019/20	Actuals 2020/21	Requested Budget 2021/22	Recommended Budget 2021/22
Revenues/Financing Sources				
7076 - CORONA VIRUS RELIEF FUN	24,040	51,072		
7190 - STATE GRANT INCOME		253,704		
7482 - STC REIMBURSEMENT SHERI	10,072	1,200	15,600	15,600
<i>Government Aid - State</i>	34,112	305,977	15,600	15,600
8302 - BOOKING FEES	9,451	7,320	7,000	7,000
8853 - COPY MACHINE REVENUE -	41	34	50	50
9265 - SHERIFF WORK ALTERNATIV	22,036			
<i>Charges for Current Services</i>	31,529	7,355	7,050	7,050
8900 - INTERFUND REVENUE	104,897			
<i>Interfund Revenue</i>	104,897			
8950 - INTRA-FUND TRANSFER		91,138	101,000	101,000
<i>Intra-Fund Transfers</i>		91,138	101,000	101,000
9103 - FOOD SALES	320	228		
9254 - RESTITUTION	1,783	328		
9255 - CANCEL STALE DATED WARR	183			
9256 - REFUNDS FOR PRIOR YR EX	31,642	81,201		
9590 - REIMBURSABLES	9,356			
<i>Miscellaneous Revenues</i>	43,285	81,757		
9297 - PRIOR YEAR ADJUSTMENT		57,363		
<i>Prior Period Revenue</i>		57,363		
Revenues/Financing Sources	213,825	543,593	123,650	123,650
Expenditures/Financing Uses				
1010 - REGULAR SALARY	749,412	854,116	1,040,118	1,015,004
1020 - EXTRA HELP SALARY	117,163	84,906	30,000	30,000
1030 - OVERTIME SALARY	117,772	112,455	140,000	140,000
1100 - SOCIAL SECURITY	76,552	81,210	92,573	90,652
1200 - PERS RETIREMENT	271,795	293,706	264,068	260,629
1210 - LIUNA PENSION	24,267	31,160	43,535	42,273
1300 - BENEFITS	147,742	190,471	240,361	233,394
1301 - GROUP INSURANCE RETIREE	453,971	393,511	436,118	439,897
1400 - UNEMPLOYMENT INSURANCE	13,547	13,790	11,270	11,270
1500 - WORKERS COMPENSATION	73,668	82,167	92,317	92,317

Trinity County
Budget Worksheets

For Fiscal Year 7/1/2021 - 6/30/2022

Function: 02 - Public Protection

Fund: 101 - GENERAL FUND

Activity: 23 - DETENTION AND CORRECTION

Budget Officer: SHER - SHERIFF

Budget Unit: 2300 - JAIL

Classification	Actuals 2019/20	Actuals 2020/21	Requested Budget 2021/22	Recommended Budget 2021/22
<i>Salaries and Benefits</i>	2,045,894	2,137,496	2,390,360	2,355,436
2050 - CLOTHING AND PERSONAL	15,600	20,243	24,000	24,000
2060 - COMMUNICATIONS	9,294	7,300	14,000	14,000
2080 - FOOD	135,435	136,009		
2090 - HOUSEHOLD	50,574	49,274	59,000	59,000
2140 - EQUIPMENT MAINTENANCE	20,426	29,234	37,000	37,000
2150 - MAINTENANCE OF STRUCTUR	4,933	1,523	9,000	9,000
2220 - MEDICAL, DENTAL & LAB S	2,587	7,485	5,000	5,000
2240 - MEMBERSHIPS	344	60	300	300
2260 - OFFICE EXPENSES	10,305	22,094	55,000	55,000
2300 - PROFESSIONAL & SPECIAL	51,160	43,552	419,000	419,000
2313 - PHYSICALS & DRUG TESTIN	2,996	3,561	3,000	3,000
2500 - PUBLICATIONS & NOTICES	34	505	1,000	1,000
2700 - SPECIAL DEPARTMENTAL EX	6,051	12,922	41,000	41,000
2750 - TRAVEL	9,274	22,616	130,000	130,000
2752 - FUEL PURCHASES	3,193	938	4,000	4,000
2756 - TRAINING	154	1,764	17,000	17,000
2850 - UTILITIES	63,745	85,892	78,500	78,500
<i>Services and Supplies</i>	386,111	444,979	896,800	896,800
2299 - INTERFUND SERVICES/SUPP	293		2,000	2,000
2399 - PROF SVCS - INTERFUND			3,600	3,600
<i>Interfund Expenses</i>	293		5,600	5,600
2101 - INTRA-FUND INSURANCE EX	43,999	46,622	53,903	53,903
3291 - INTRA-FUND INDIRECT COS	144,483	151,906	164,043	164,043
<i>Intra-Fund Expenses</i>	188,482	198,528	217,946	217,946
3100 - SUPPORT & CARE OF PERSO	8,063	16,520	32,000	32,000
<i>Other Charges</i>	8,063	16,520	32,000	32,000
4300 - FIXED ASSET - EQUIPMENT	18,246	63,712	112,000	27,000
<i>Fixed Assets</i>	18,246	63,712	112,000	27,000
Expenditures/Financing Uses	2,647,091	2,861,236	3,654,706	3,534,782
Transfers-In				
9800 - TRANSFER IN	44,141	78,395	48,945	48,945
<i>Transfers-In</i>	44,141	78,395	48,945	48,945

**Trinity County
Budget Worksheets**

For Fiscal Year 7/1/2021 - 6/30/2022

Function: 02 - Public Protection

Fund: 101 - GENERAL FUND

Activity: 23 - DETENTION AND CORRECTION

Budget Officer: SHER - SHERIFF

Budget Unit: 2300 - JAIL

Classification	Actuals 2019/20	Actuals 2020/21	Requested Budget 2021/22	Recommended Budget 2021/22
Transfers-In	44,141	78,395	48,945	48,945
Transfers-Out				
5500 - TRANSFER OUT:	8,234			
<i>Other Financing Uses</i>	8,234			
Transfers-Out	8,234	0	0	0
<hr/>				
2300 - JAIL				
600 Revenues/Sources	213,825	543,593	123,650	123,650
700 Expenditures/Uses	2,647,091	2,861,236	3,654,706	3,534,782
Net	(2,433,266)	(2,317,643)	(3,531,056)	(3,411,132)
800 Transfers In	44,141	78,395	48,945	48,945
850 Transfers Out	8,234			
Total	(2,397,358)	(2,239,248)	(3,482,111)	(3,362,187)

**Trinity County
Budget Worksheets**

For Fiscal Year 7/1/2021 - 6/30/2022

Function: 02 - Public Protection

Fund: 101 - GENERAL FUND

Activity: 23 - DETENTION AND CORRECTION

Budget Officer: SHER - SHERIFF

Budget Unit: 2301 - JAIL HEALTH

Classification	Actuals 2019/20	Actuals 2020/21	Requested Budget 2021/22	Recommended Budget 2021/22
Revenues/Financing Sources				
7190 - STATE GRANT INCOME		71,581		
<i>Government Aid - State</i>		71,581		
8304 - JAIL FEES	1,009	505	1,000	1,000
<i>Charges for Current Services</i>	1,009	505	1,000	1,000
9253 - INSURANCE PROCEEDS	140,994			
9256 - REFUNDS FOR PRIOR YR EX	486	62,119		
<i>Miscellaneous Revenues</i>	141,481	62,119		
9297 - PRIOR YEAR ADJUSTMENT		2,494		
<i>Prior Period Revenue</i>		2,494		
Revenues/Financing Sources	142,490	136,699	1,000	1,000
Expenditures/Financing Uses				
1010 - REGULAR SALARY	59,199	62,249	62,250	62,250
1030 - OVERTIME SALARY	3,862	6,154	5,000	5,000
1100 - SOCIAL SECURITY	4,755	5,189	5,145	5,145
1200 - PERS RETIREMENT	35,287	41,802	48,630	48,630
1210 - LIUNA PENSION	1,748	1,873	1,893	1,893
1300 - BENEFITS	9,006	10,303	10,450	10,450
1301 - GROUP INSURANCE RETIREE	19,737	17,109	16,153	16,293
1400 - UNEMPLOYMENT INSURANCE	490	490	490	490
1500 - WORKERS COMPENSATION	789	825	748	748
<i>Salaries and Benefits</i>	134,877	145,998	150,759	150,899
2050 - CLOTHING AND PERSONAL	1,000	1,000	1,000	1,000
2090 - HOUSEHOLD	127	28		
2100 - INSURANCE	73,416	83,064	76,563	76,563
2220 - MEDICAL, DENTAL & LAB S	406			
2260 - OFFICE EXPENSES	2,477	199	1,500	1,500
2303 - JAIL HEALTH	346,750	192,168	249,240	224,240
<i>Services and Supplies</i>	424,177	276,461	328,303	303,303
2101 - INTRA-FUND INSURANCE EX	424	509	587	587
3291 - INTRA-FUND INDIRECT COS	7,123	7,624	8,648	8,648
<i>Intra-Fund Expenses</i>	7,547	8,133	9,235	9,235
3100 - SUPPORT & CARE OF PERSO	87			

Trinity County
Budget Worksheets

For Fiscal Year 7/1/2021 - 6/30/2022

Function: 02 - Public Protection

Fund: 101 - GENERAL FUND

Activity: 23 - DETENTION AND CORRECTION

Budget Officer: SHER - SHERIFF

Budget Unit: 2301 - JAIL HEALTH

Classification	Actuals 2019/20	Actuals 2020/21	Requested Budget 2021/22	Recommended Budget 2021/22
<i>Other Charges</i>	87			
Expenditures/Financing Uses	566,688	430,592	488,297	463,437
Transfers-In				
9800 - TRANSFER IN	354,135	354,135	354,135	354,135
<i>Transfers-In</i>	<i>354,135</i>	<i>354,135</i>	<i>354,135</i>	<i>354,135</i>
Transfers-In	354,135	354,135	354,135	354,135
2301 - JAIL HEALTH				
600 Revenues/Sources	142,490	136,699	1,000	1,000
700 Expenditures/Uses	566,688	430,592	488,297	463,437
Net	(424,198)	(293,892)	(487,297)	(462,437)
800 Transfers In	354,135	354,135	354,135	354,135
850 Transfers Out				
Total	(70,063)	60,242	(133,162)	(108,302)

**Trinity County
Budget Worksheets**

For Fiscal Year 7/1/2021 - 6/30/2022

Function: 02 - Public Protection

Fund: 101 - GENERAL FUND

Activity: 27 - OTHER PROTECTION

Budget Officer: SHER - SHERIFF

Budget Unit: 2350 - ANIMAL CONTROL

Classification	Actuals 2019/20	Actuals 2020/21	Requested Budget 2021/22	Recommended Budget 2021/22
Revenues/Financing Sources				
6101 - ANIMAL LICENSES	40,962	35,069	40,000	40,000
<i>Licenses, Permits & Franchises</i>	40,962	35,069	40,000	40,000
6504 - ANIMAL FINES				
<i>Fines, Forfeitures & Penalties</i>				
8202 - ADMIN FEES	2,854	1,761	3,000	3,000
8621 - HUMANE SERVICES	8,113	10,736	8,000	8,000
<i>Charges for Current Services</i>	10,967	12,497	11,000	11,000
9254 - RESTITUTION	650	600		
9256 - REFUNDS FOR PRIOR YR EX	1,307	5,992		
<i>Miscellaneous Revenues</i>	1,957	6,592		
9297 - PRIOR YEAR ADJUSTMENT		7,482		
<i>Prior Period Revenue</i>		7,482		
Revenues/Financing Sources	53,886	61,640	51,000	51,000
Expenditures/Financing Uses				
1010 - REGULAR SALARY	90,335	101,178	170,120	108,694
1030 - OVERTIME SALARY	1,651	4,935	3,000	3,000
1100 - SOCIAL SECURITY	7,067	8,168	13,243	8,544
1200 - PERS RETIREMENT	26,643	29,463	39,243	32,975
1210 - LIUNA PENSION	1,748	1,873	3,786	1,893
1300 - BENEFITS	7,055	9,043	20,901	10,451
1301 - GROUP INSURANCE RETIREE	59,213	51,327	48,458	48,878
1400 - UNEMPLOYMENT INSURANCE	2,244	1,986	2,940	1,960
1500 - WORKERS COMPENSATION	2,199	2,476	2,245	2,245
<i>Salaries and Benefits</i>	198,158	210,452	303,936	218,640
2050 - CLOTHING AND PERSONAL	1,000	1,000	3,500	2,500
2060 - COMMUNICATIONS	1,919	307	2,000	2,000
2090 - HOUSEHOLD	1,460	438	1,500	1,500
2140 - EQUIPMENT MAINTENANCE	125	2,031	4,000	4,000
2150 - MAINTENANCE OF STRUCTUR	135	29	6,000	6,000
2220 - MEDICAL, DENTAL & LAB S	30			
2260 - OFFICE EXPENSES	7,943	2,124	11,500	7,000
2300 - PROFESSIONAL & SPECIAL	1,144	955	1,400	1,400
2313 - PHYSICALS & DRUG TESTIN	64		200	

Trinity County
Budget Worksheets

For Fiscal Year 7/1/2021 - 6/30/2022

Function: 02 - Public Protection

Fund: 101 - GENERAL FUND

Activity: 27 - OTHER PROTECTION

Budget Officer: SHER - SHERIFF

Budget Unit: 2350 - ANIMAL CONTROL

Classification	Actuals 2019/20	Actuals 2020/21	Requested Budget 2021/22	Recommended Budget 2021/22
2500 - PUBLICATIONS & NOTICES	40		500	500
2600 - RENTS AND LEASES-EQUIPM	1	1	1	1
2700 - SPECIAL DEPARTMENTAL EX	5,899	7,140	7,100	7,100
2750 - TRAVEL			3,200	1,200
2752 - FUEL PURCHASES	110	267	500	500
2756 - TRAINING			4,800	1,800
2850 - UTILITIES	6,329	7,714	6,500	6,500
<i>Services and Supplies</i>	26,204	22,010	52,701	42,001
2199 - INTERFUND MAINTENANCE E		2,281	2,000	
2799 - INTERFUND FUEL/TRVL EXP	2,440	2,554	4,000	3,500
<i>Interfund Expenses</i>	2,440	4,836	6,000	3,500
2101 - INTRA-FUND INSURANCE EX	5,060	5,670	5,885	5,885
2375 - INTRAFUND PROF & SPECIA		453		
3291 - INTRA-FUND INDIRECT COS	16,194	18,792	18,459	18,459
<i>Intra-Fund Expenses</i>	21,254	24,915	24,344	24,344
3232 - CONTR TO AGENCY FUNDS	30	20	100	100
<i>Other Charges</i>	30	20	100	100
4300 - FIXED ASSET - EQUIPMENT	62,251		76,000	6,000
<i>Fixed Assets</i>	62,251		76,000	6,000
Expenditures/Financing Uses	310,339	262,235	463,081	294,585
Transfers-In				
9800 - TRANSFER IN	120,000	120,000	120,000	150,000
<i>Transfers-In</i>	120,000	120,000	120,000	150,000
Transfers-In	120,000	120,000	120,000	150,000
Transfers-Out				
Transfers-Out	0	0	0	0

Trinity County
Budget Worksheets

For Fiscal Year 7/1/2021 - 6/30/2022

Function: 02 - Public Protection

Fund: 101 - GENERAL FUND

Activity: 27 - OTHER PROTECTION

Budget Officer: SHER - SHERIFF

Budget Unit: 2350 - ANIMAL CONTROL

Classification	Actuals 2019/20	Actuals 2020/21	Requested Budget 2021/22	Recommended Budget 2021/22
2350 - ANIMAL CONTROL				
600 Revenues/Sources	53,886	61,640	51,000	51,000
700 Expenditures/Uses	310,339	262,235	463,081	294,585
Net	(256,452)	(200,594)	(412,081)	(243,585)
800 Transfers In	120,000	120,000	120,000	150,000
850 Transfers Out				
Total	(136,452)	(80,594)	(292,081)	(93,585)

**Trinity County
Budget Worksheets**

For Fiscal Year 7/1/2021 - 6/30/2022

Function: 02 - Public Protection

Fund: 556 - SHERIFF'S INMATE WELFARE FUND

Activity: 22 - POLICE PROTECTION

Budget Officer: SHER - SHERIFF

Budget Unit: 8556 - INMATE WELFARE FUND

Classification	Actuals 2019/20	Actuals 2020/21	Requested Budget 2021/22	Recommended Budget 2021/22
Revenues/Financing Sources				
6601 - INTEREST	30		6	6
<i>Use of Money and Property</i>	30		6	6
7463 - CANTEEN/PHONE SALES	15,758	15,294	27,000	27,000
<i>Miscellaneous Revenues</i>	15,758	15,294	27,000	27,000
Revenues/Financing Sources	15,788	15,294	27,006	27,006
Expenditures/Financing Uses				
2250 - MISC EXPENSE	289	714	1,980	1,980
2301 - COUNTY AUDIT				
<i>Services and Supplies</i>	289	714	1,980	1,980
3290 - INDIRECT COST COUNTY DE			20	20
<i>Interfund Expenses</i>			20	20
Expenditures/Financing Uses	289	714	2,000	2,000
Transfers-Out				
5500 - TRANSFER OUT:	20,000	20,000	25,000	25,000
<i>Other Financing Uses</i>	20,000	20,000	25,000	25,000
Transfers-Out	20,000	20,000	25,000	25,000
8556 - INMATE WELFARE FUND				
600 Revenues/Sources	15,788	15,294	27,006	27,006
700 Expenditures/Uses	289	714	2,000	2,000
Net	15,498	14,580	25,006	25,006
800 Transfers In				
850 Transfers Out	20,000	20,000	25,000	25,000
Total	(4,501)	(5,419)	6	6

**Trinity County
Budget Worksheets**

For Fiscal Year 7/1/2021 - 6/30/2022

Function: 02 - Public Protection

Fund: 561 - LOCAL LAW ENFOCE SHERIFF REAL

Activity: 22 - POLICE PROTECTION

Budget Officer: SHER - SHERIFF

Budget Unit: 8561 - LOCAL LAW ENFORCE SHERIFF REAL

Classification	Actuals 2019/20	Actuals 2020/21	Requested Budget 2021/22	Recommended Budget 2021/22
Revenues/Financing Sources				
7075 - ELEAS GROWTH SPECIAL AC	55,947	61,017		
7085 - CALEMA	20,305	20,305	20,305	20,305
7087 - SMALL & RURAL COUNTY SH	500,000	500,000	500,000	500,000
<i>Government Aid - State</i>	<i>576,253</i>	<i>581,322</i>	<i>520,305</i>	<i>520,305</i>
Revenues/Financing Sources	576,253	581,322	520,305	520,305
Expenditures/Financing Uses				
2301 - COUNTY AUDIT	48			
<i>Services and Supplies</i>	<i>48</i>			
3290 - INDIRECT COST COUNTY DE			100	100
<i>Interfund Expenses</i>			<i>100</i>	<i>100</i>
Expenditures/Financing Uses	48	0	100	100
Transfers-In				
9800 - TRANSFER IN	55			
<i>Transfers-In</i>	<i>55</i>			
Transfers-In	55	0	0	0
Transfers-Out				
5500 - TRANSFER OUT:	511,864	564,857	520,205	520,205
<i>Other Financing Uses</i>	<i>511,864</i>	<i>564,857</i>	<i>520,205</i>	<i>520,205</i>
Transfers-Out	511,864	564,857	520,205	520,205
8561 - LOCAL LAW ENFORCE SHERIFF REAL				
600 Revenues/Sources	576,253	581,322	520,305	520,305
700 Expenditures/Uses	48		100	100
Net	576,205	581,322	520,205	520,205
800 Transfers In	55			
850 Transfers Out	511,864	564,857	520,205	520,205
Total	64,395	16,465	0	0

**Trinity County
Budget Worksheets**

For Fiscal Year 7/1/2021 - 6/30/2022

Function: 02 - Public Protection

Fund: 592 - DEPT OF TREAS ASSET SEIZURE

Activity: 22 - POLICE PROTECTION

Budget Officer: SHER - SHERIFF

Budget Unit: 8592 - TREASURY ASSET SEIZURE

Classification	Actuals 2019/20	Actuals 2020/21	Requested Budget 2021/22	Recommended Budget 2021/22
Revenues/Financing Sources				
6601 - INTEREST	797			
<i>Use of Money and Property</i>	797			
9256 - REFUNDS FOR PRIOR YR EX		3		
<i>Miscellaneous Revenues</i>		3		
9297 - PRIOR YEAR ADJUSTMENT				
<i>Prior Period Revenue</i>				
Revenues/Financing Sources	797	3	0	0
Expenditures/Financing Uses				
2100 - INSURANCE	3	2	4	4
2260 - OFFICE EXPENSES	50,810			
2301 - COUNTY AUDIT	22			
<i>Services and Supplies</i>	50,836	2	4	4
Expenditures/Financing Uses	50,836	2	4	4
Transfers-In				
9800 - TRANSFER IN	43			
<i>Transfers-In</i>	43			
Transfers-In	43	0	0	0
Transfers-Out				
Transfers-Out	0	0	0	0
8592 - TREASURY ASSET SEIZURE				
600 Revenues/Sources	797	3		
700 Expenditures/Uses	50,836	2	4	4
Net	(50,039)		(4)	(4)
800 Transfers In	43			
850 Transfers Out				
Total	(49,996)	0	(4)	(4)

Trinity County
Budget Worksheets

For Fiscal Year 7/1/2021 - 6/30/2022

Function: 02 - Public Protection

Fund: 593 - STATE & LOCAL ASSET SEIZURE

Activity: 22 - POLICE PROTECTION

Budget Officer: SHER - SHERIFF

Budget Unit: 8593 - STATE & LOCAL ASSET SEIZURE

Classification	Actuals 2019/20	Actuals 2020/21	Requested Budget 2021/22	Recommended Budget 2021/22
Revenues/Financing Sources				
6590 - FORFEITURES & PENALTIES	31,558	163,782		
<i>Fines, Forfeitures & Penalties</i>	31,558	163,782		
6601 - INTEREST	1,563			
<i>Use of Money and Property</i>	1,563			
Revenues/Financing Sources	33,121	163,782	0	0
Expenditures/Financing Uses				
2050 - CLOTHING AND PERSONAL	303			
2260 - OFFICE EXPENSES		21,679		
2301 - COUNTY AUDIT	47			
2700 - SPECIAL DEPARTMENTAL EX	9,764	30,585	6,000	6,000
2756 - TRAINING	8,553			
<i>Services and Supplies</i>	18,668	52,265	6,000	6,000
4300 - FIXED ASSET - EQUIPMENT	70,999			
<i>Fixed Assets</i>	70,999			
Expenditures/Financing Uses	89,668	52,265	6,000	6,000
Transfers-In				
Transfers-In	0	0	0	0
Transfers-Out				
Transfers-Out	0	0	0	0
8593 - STATE & LOCAL ASSET SEIZURE				
600 Revenues/Sources	33,121	163,782		
700 Expenditures/Uses	89,668	52,265	6,000	6,000
Net	(56,546)	111,517	(6,000)	(6,000)
800 Transfers In				
850 Transfers Out				
Total	(56,546)	111,517	(6,000)	(6,000)



RICHARD TIPPETT
DEPARTMENT OF TRANSPORTATION

THIS PAGE LEFT BLANK INTENTIONALLY

SORT ORDER: BDT OFCR then ORG KEY; Period Reported: 06/30/21-06/30/21 ;Totals Only

SELECT FUND GROUP: 01-06 ; ACCOUNT CODE: 0100

	Prior	Debit	Credit	Period Bal.	YTD Balance
=====	=====	=====	=====	=====	=====
Total ORG KEY 0102 ROAD FUND	3,085,079.60	115,454.06*	443,503.52*	-328,049.46	2,757,030.14
Total ORG KEY 0103 ROAD RESERVES	2,455,730.61	0.00*	0.00*	0.00	2,455,730.61
Total ORG KEY 0104 ROAD CONSTRUCTION RESERVE	666,545.85	0.00*	0.00*	0.00	666,545.85
Total ORG KEY 0105 SB1 FUNDING ROAD OPER/CONST	1,935,307.50	0.00*	0.00*	0.00	1,935,307.50
Total ORG KEY 0143 NEW JAIL CAPITAL PROJECT	-2,486,782.12	0.00*	0.00*	0.00	-2,486,782.12
Total ORG KEY 0152 AIRPORT OPERATIONS	21,106.71	83.36*	0.00*	83.36	21,190.07
Total ORG KEY 0153 AIRPORT DEVELOPMENT MAINT	29,397.43	0.00*	0.00*	0.00	29,397.43
Total ORG KEY 0154 SPECIAL AVIATION DEVELOPMENT	173,492.67	2,482.50*	0.00*	2,482.50	175,975.17
Total ORG KEY 0160 TRANSIT FUND	332,823.70	828.38*	41,670.41*	-40,842.03	291,981.67
Total ORG KEY 0161 NON-TRANSIT FUND	8,882.96	0.00*	0.00*	0.00	8,882.96
Total ORG KEY 0201 HAYFORK LIGHTING DISTRICT	177,413.04	1,376.37*	0.00*	1,376.37	178,789.41
Total ORG KEY 0202 WEAVERVILLE LIGHTING DISTRICT	366,059.86	4,249.54*	0.00*	4,249.54	370,309.40
Total ORG KEY 0237 TRANSPORTATION COMMISSION	185,178.03	0.00*	0.00*	0.00	185,178.03
Total ORG KEY 0461 TRANSPORTATION FUND	872,969.50	0.00*	0.00*	0.00	872,969.50
Total ORG KEY 0462 TRANSIT ASSIST FUND	550,009.23	0.00*	0.00*	0.00	550,009.23
Total BDT OFCR PWD PUBLIC WORKS DIRECTOR	8,373,214.57	124,474.21*	485,173.93*	-360,699.72	8,012,514.85

Trinity County
Budget Officer Summary
CAO Requested Budget

PWD PUBLIC WORKS DIRECTOR

Dept Description (Fund)	Expenditures	Revenues	Net Income
1760 ROAD RESERVES (103)	920,000	349,363	(570,637)
1770 ROAD CONSTRUCTION RESERVES (104)	11,684,623	12,395,748	711,125
1812 NEW JAIL CAPITAL PROJECT (143)	2,951,614	3,950,000	998,386
1852 AIRPORT OPERATIONS (152)	113,657	113,800	143
1853 AIRPORT DEVELOPMENT MAINT (153)	118,050	112,800	(5,250)
1854 SPECIAL AVIATION DEVELOPMENT (154)	138,550	130,199	(8,351)
1910 PUBLIC WORKS (101)	70,648	7,500	(63,148)
3000 PUBLIC WORKS (102)	10,204,859	6,325,308	(3,879,551)
3110 MISC PUBLIC WORKS (101)	102,300	40,300	(62,000)
3360 PUBLIC TRANSIT PROJECTS ART 4 (160)	1,660,124	1,514,701	(145,423)
3361 PUBLIC TRANSIT NON-TRANSIT (161)	3,733	3,733	0
3362 PUBLIC TRANSIT ARTICLE 8 (160)	85,000	85,000	0
8105 SBI FUNDING ROAD OPER/CONST (105)	5,377,994	3,544,789	(1,833,205)
8201 HAYFORK LIGHTING DISTRICT (201)	86,100	19,275	(66,825)
8202 WEAVERVILLE LIGHTING (202)	135,200	65,200	(70,000)
8237 TRANSPORTATION COMMISSION (237)	630,863	528,875	(101,988)
8461 LOCAL TRANSPORTATION FUND LTF (461)	404,662	300,000	(104,662)
8462 TRANSIT ASSIST FUND (462)	86,053	97,211	11,158
Total PUBLIC WORKS DIRECTOR	34,774,030	29,583,802	(5,190,228)
General Fund Contribution			(125,148)
Non General Fund change to Fund Balance			(5,065,080)

Trinity County
Budget Worksheets

For Fiscal Year 7/1/2021 - 6/30/2022

Function: 03 - Public Ways and Facilities

Fund: 103 - ROAD RESERVES FUND

Activity: 31 - PUBLIC WAYS

Budget Officer: PWD - PUBLIC WORKS DIRECTOR

Budget Unit: 1760 - ROAD RESERVES

Classification	Actuals 2019/20	Actuals 2020/21	Requested Budget 2021/22	Recommended Budget 2021/22
Revenues/Financing Sources				
6601 - INTEREST	43,371			
<i>Use of Money and Property</i>	43,371			
Revenues/Financing Sources	43,371	0	0	0
Expenditures/Financing Uses				
Expenditures/Financing Uses	0	0	0	0
Transfers-In				
9800 - TRANSFER IN			349,363	349,363
<i>Transfers-In</i>			349,363	349,363
Transfers-In	0	0	349,363	349,363
Transfers-Out				
5500 - TRANSFER OUT:			920,000	920,000
<i>Other Financing Uses</i>			920,000	920,000
Transfers-Out	0	0	920,000	920,000
1760 - ROAD RESERVES				
600 Revenues/Sources	43,371			
700 Expenditures/Uses				
Net	43,371			
800 Transfers In			349,363	349,363
850 Transfers Out			920,000	920,000
Total	43,371	0	(570,637)	(570,637)

**Trinity County
Budget Worksheets**

For Fiscal Year 7/1/2021 - 6/30/2022

Function: 03 - Public Ways and Facilities

Fund: 104 - ROAD CONSTRUCTION RESERVE

Activity: 31 - PUBLIC WAYS

Budget Officer: PWD - PUBLIC WORKS DIRECTOR

Budget Unit: 1770 - ROAD CONSTRUCTION RESERVES

Classification	Actuals 2019/20	Actuals 2020/21	Requested Budget 2021/22	Recommended Budget 2021/22
Revenues/Financing Sources				
7300 - STATE AID TO CONSTRUCTI			685,780	685,780
7410 - STATE AID FOR DISASTER		6,908	388,883	388,883
<i>Government Aid - State</i>		6,908	1,074,663	1,074,663
7751 - FEDERAL AID CONSTRUCTIO	1,667,945	704,923	5,670,856	5,670,856
7760 - FEDERAL AID DISASTER		27,633	3,417,877	3,417,877
<i>Government Aid - Federal</i>	1,667,945	732,556	9,088,733	9,088,733
Revenues/Financing Sources	1,667,945	739,464	10,163,396	10,163,396
Expenditures/Financing Uses				
2300 - PROFESSIONAL & SPECIAL		140,009		
2319 - PROF SERVICES:ROAD PROJ	754,322	243,702	4,391,539	4,391,539
2700 - SPECIAL DEPARTMENTAL EX	53,363		143,400	143,400
<i>Services and Supplies</i>	807,686	383,711	4,534,939	4,534,939
2399 - PROF SVCS - INTERFUND	167,620		893,366	893,366
4699 - INTERFUND CONST IN PROG	137,264			
<i>Interfund Expenses</i>	304,884		893,366	893,366
4100 - FIXED ASSETS - LAND			836,500	836,500
4400 - FIXED ASSETS: INFRASTRU			10,000	10,000
4600 - CONSTRUCTION IN PROGRES	478,962	1,278,897	5,375,012	5,375,012
<i>Fixed Assets</i>	478,962	1,278,897	6,221,512	6,221,512
Expenditures/Financing Uses	1,591,533	1,662,609	11,649,817	11,649,817
Transfers-In				
9800 - TRANSFER IN		835,125	2,232,352	2,232,352
<i>Transfers-In</i>		835,125	2,232,352	2,232,352
Transfers-In	0	835,125	2,232,352	2,232,352
Transfers-Out				
5500 - TRANSFER OUT:			34,806	34,806
<i>Other Financing Uses</i>			34,806	34,806
Transfers-Out	0	0	34,806	34,806

**Trinity County
Budget Worksheets**

For Fiscal Year 7/1/2021 - 6/30/2022

Function: 03 - Public Ways and Facilities

Fund: 104 - ROAD CONSTRUCTION RESERVE

Activity: 31 - PUBLIC WAYS

Budget Officer: PWD - PUBLIC WORKS DIRECTOR

Budget Unit: 1770 - ROAD CONSTRUCTION RESERVES

Classification	Actuals 2019/20	Actuals 2020/21	Requested Budget 2021/22	Recommended Budget 2021/22
1770 - ROAD CONSTRUCTION RESERVES				
600 Revenues/Sources	1,667,945	739,464	10,163,396	10,163,396
700 Expenditures/Uses	1,591,533	1,662,609	11,649,817	11,649,817
Net	76,412	(923,145)	(1,486,421)	(1,486,421)
800 Transfers In		835,125	2,232,352	2,232,352
850 Transfers Out			34,806	34,806
Total	76,412	(88,020)	711,125	711,125

**Trinity County
Budget Worksheets**

For Fiscal Year 7/1/2021 - 6/30/2022

Function: 01 - General Government

Fund: 143 - NEW JAIL CAPITAL PROJECT

Activity: 08 - PLANT ACQUISITION

Budget Officer: PWD - PUBLIC WORKS DIRECTOR

Budget Unit: 1812 - NEW JAIL CAPITAL PROJECT

Classification	Actuals 2019/20	Actuals 2020/21	Requested Budget 2021/22	Recommended Budget 2021/22
Revenues/Financing Sources				
6601 - INTEREST	(15,136)			
<i>Use of Money and Property</i>	<i>(15,136)</i>			
7190 - STATE GRANT INCOME	7,372,588	7,438,969	3,950,000	3,950,000
<i>Government Aid - State</i>	<i>7,372,588</i>	<i>7,438,969</i>	<i>3,950,000</i>	<i>3,950,000</i>
Revenues/Financing Sources	7,357,451	7,438,969	3,950,000	3,950,000
Expenditures/Financing Uses				
2060 - COMMUNICATIONS			150,000	150,000
2090 - HOUSEHOLD		420	75,000	75,000
2260 - OFFICE EXPENSES	17	4,215	100,000	100,000
2301 - COUNTY AUDIT	203		26,614	26,614
2500 - PUBLICATIONS & NOTICES		267		
2700 - SPECIAL DEPARTMENTAL EX	469,050	115,043		
<i>Services and Supplies</i>	<i>469,272</i>	<i>119,946</i>	<i>351,614</i>	<i>351,614</i>
3290 - INDIRECT COST COUNTY DE	2,809	75,594	80,000	80,000
4699 - INTERFUND CONST IN PROG	92,190	55,216	20,000	20,000
<i>Interfund Expenses</i>	<i>94,999</i>	<i>130,810</i>	<i>100,000</i>	<i>100,000</i>
4300 - FIXED ASSET - EQUIPMENT		6,231		
4600 - CONSTRUCTION IN PROGRES	9,884,816	10,072,890	2,500,000	2,500,000
<i>Fixed Assets</i>	<i>9,884,816</i>	<i>10,079,122</i>	<i>2,500,000</i>	<i>2,500,000</i>
Expenditures/Financing Uses	10,449,087	10,329,878	2,951,614	2,951,614
Transfers-In				
9800 - TRANSFER IN	11,704	2,275,594		
<i>Transfers-In</i>	<i>11,704</i>	<i>2,275,594</i>		
Transfers-In	11,704	2,275,594	0	0

Trinity County
Budget Worksheets

For Fiscal Year 7/1/2021 - 6/30/2022

Function: 01 - General Government

Fund: 143 - NEW JAIL CAPITAL PROJECT

Activity: 08 - PLANT ACQUISITION

Budget Officer: PWD - PUBLIC WORKS DIRECTOR

Budget Unit: 1812 - NEW JAIL CAPITAL PROJECT

Classification	Actuals 2019/20	Actuals 2020/21	Requested Budget 2021/22	Recommended Budget 2021/22
1812 - NEW JAIL CAPITAL PROJECT				
600 Revenues/Sources	7,357,451	7,438,969	3,950,000	3,950,000
700 Expenditures/Uses	10,449,087	10,329,878	2,951,614	2,951,614
Net	(3,091,636)	(2,890,909)	998,386	998,386
800 Transfers In	11,704	2,275,594		
850 Transfers Out				
Total	(3,079,932)	(615,315)	998,386	998,386

**Trinity County
Budget Worksheets**

For Fiscal Year 7/1/2021 - 6/30/2022

Function: 03 - Public Ways and Facilities

Fund: 152 - AIRPORT OPERATIONS

Activity: 32 - TRANSPORTATION TERMINALS

Budget Officer: PWD - PUBLIC WORKS DIRECTOR

Budget Unit: 1852 - AIRPORT OPERATIONS

Classification	Actuals 2019/20	Actuals 2020/21	Requested Budget 2021/22	Recommended Budget 2021/22
Revenues/Financing Sources				
7040 - STATE AID TO AVIATION	72,207	19,574	52,000	52,000
<i>Government Aid - State</i>	72,207	19,574	52,000	52,000
7745 - PANDEMIC FLU I			3,000	3,000
<i>Government Aid - Federal</i>			3,000	3,000
9256 - REFUNDS FOR PRIOR YR EX		5,331		
9299 - OTHER REVENUE	100			
<i>Miscellaneous Revenues</i>	100	5,331		
9297 - PRIOR YEAR ADJUSTMENT		83		
<i>Prior Period Revenue</i>		83		
Revenues/Financing Sources	72,307	24,988	55,000	55,000
Expenditures/Financing Uses				
2060 - COMMUNICATIONS	2,716	2,736	2,870	2,870
2100 - INSURANCE	6,391	6,110	7,062	7,062
2140 - EQUIPMENT MAINTENANCE	10,097	6,250	17,500	17,500
2260 - OFFICE EXPENSES	9	15	50	50
2300 - PROFESSIONAL & SPECIAL		1,296	5,000	5,000
2301 - COUNTY AUDIT	255		250	250
2630 - RENTS & LEASES-STRUCTUR	1,892	1,892	1,900	1,900
2700 - SPECIAL DEPARTMENTAL EX	609	1,996	3,000	3,000
2752 - FUEL PURCHASES			1,000	1,000
2850 - UTILITIES	5,884	6,738	4,500	4,500
<i>Services and Supplies</i>	27,856	27,035	43,132	43,132
2199 - INTERFUND MAINTENANCE E	63	1,172	3,500	3,500
2299 - INTERFUND SERVICES/SUPP	1		25	25
2399 - PROF SVCS - INTERFUND	35,403	26,152	15,000	15,000
<i>Interfund Expenses</i>	35,468	27,325	18,525	18,525
Expenditures/Financing Uses	63,325	54,360	61,657	61,657
Transfers-In				
9800 - TRANSFER IN		33,100	58,800	58,800
<i>Transfers-In</i>		33,100	58,800	58,800

Trinity County
Budget Worksheets

For Fiscal Year 7/1/2021 - 6/30/2022

Function: 03 - Public Ways and Facilities

Fund: 152 - AIRPORT OPERATIONS

Activity: 32 - TRANSPORTATION TERMINALS

Budget Officer: PWD - PUBLIC WORKS DIRECTOR

Budget Unit: 1852 - AIRPORT OPERATIONS

Classification	Actuals 2019/20	Actuals 2020/21	Requested Budget 2021/22	Recommended Budget 2021/22
Transfers-In	0	33,100	58,800	58,800
Transfers-Out				
5500 - TRANSFER OUT:			52,000	52,000
<i>Other Financing Uses</i>			<u>52,000</u>	<u>52,000</u>
Transfers-Out	0	0	52,000	52,000
<hr/>				
1852 - AIRPORT OPERATIONS				
600 Revenues/Sources	72,307	24,988	55,000	55,000
700 Expenditures/Uses	63,325	54,360	61,657	61,657
Net	8,981	(29,371)	(6,657)	(6,657)
800 Transfers In		33,100	58,800	58,800
850 Transfers Out			52,000	52,000
Total	<u>8,981</u>	<u>3,728</u>	<u>143</u>	<u>143</u>

Trinity County
Budget Worksheets

For Fiscal Year 7/1/2021 - 6/30/2022

Function: 03 - Public Ways and Facilities

Fund: 153 - AIRPORT DEVELOPMENT PROGRAM

Activity: 32 - TRANSPORTATION TERMINALS

Budget Officer: PWD - PUBLIC WORKS DIRECTOR

Budget Unit: 1853 - AIRPORT DEVELOPMENT MAINT

Classification	Actuals 2019/20	Actuals 2020/21	Requested Budget 2021/22	Recommended Budget 2021/22
Revenues/Financing Sources				
7745 - PANDEMIC FLU I			52,000	52,000
7751 - FEDERAL AID CONSTRUCTIO	138,994			
<i>Government Aid - Federal</i>	138,994		52,000	52,000
Revenues/Financing Sources	138,994	0	52,000	52,000
Expenditures/Financing Uses				
2260 - OFFICE EXPENSES	1		50	50
2300 - PROFESSIONAL & SPECIAL	117,149			
2700 - SPECIAL DEPARTMENTAL EX	(3,347)		49,000	49,000
<i>Services and Supplies</i>	113,803		49,050	49,050
2399 - PROF SVCS - INTERFUND	3,151		19,000	19,000
4699 - INTERFUND CONST IN PROG	119			
<i>Interfund Expenses</i>	3,270		19,000	19,000
3376 - REFUNDS-UNSPENT REV ALL	6,257			
<i>Other Charges</i>	6,257			
Expenditures/Financing Uses	123,330	0	68,050	68,050
Transfers-In				
9800 - TRANSFER IN		8,100	60,800	60,800
<i>Transfers-In</i>		8,100	60,800	60,800
Transfers-In	0	8,100	60,800	60,800
Transfers-Out				
5500 - TRANSFER OUT:			50,000	50,000
<i>Other Financing Uses</i>			50,000	50,000
Transfers-Out	0	0	50,000	50,000

Trinity County
Budget Worksheets

For Fiscal Year 7/1/2021 - 6/30/2022

Function: 03 - Public Ways and Facilities

Fund: 153 - AIRPORT DEVELOPMENT PROGRAM

Activity: 32 - TRANSPORTATION TERMINALS

Budget Officer: PWD - PUBLIC WORKS DIRECTOR

Budget Unit: 1853 - AIRPORT DEVELOPMENT MAINT

Classification	Actuals 2019/20	Actuals 2020/21	Requested Budget 2021/22	Recommended Budget 2021/22
1853 - AIRPORT DEVELOPMENT MAINT				
600 Revenues/Sources	138,994		52,000	52,000
700 Expenditures/Uses	123,330		68,050	68,050
Net	15,663		(16,050)	(16,050)
800 Transfers In		8,100	60,800	60,800
850 Transfers Out			50,000	50,000
Total	15,663	8,100	(5,250)	(5,250)

Trinity County Budget Worksheets

For Fiscal Year 7/1/2021 - 6/30/2022

Function: 03 - Public Ways and Facilities

Fund: 154 - SPECIAL AVIATION DEVELOPMENT

Activity: 32 - TRANSPORTATION TERMINALS

Budget Officer: PWD - PUBLIC WORKS DIRECTOR

Budget Unit: 1854 - SPECIAL AVIATION DEVELOPMENT

Classification	Actuals 2019/20	Actuals 2020/21	Requested Budget 2021/22	Recommended Budget 2021/22
Revenues/Financing Sources				
6601 - INTEREST	1,942			
6681 - AIRPORT PROPERTY RENT	51,105	71,001	78,649	78,649
6683 - TIE DOWN FEES	277	348	450	450
<i>Use of Money and Property</i>	53,325	71,349	79,099	79,099
9299 - OTHER REVENUE		14,400	1,100	1,100
<i>Miscellaneous Revenues</i>		14,400	1,100	1,100
Revenues/Financing Sources	53,325	85,749	80,199	80,199
Expenditures/Financing Uses				
2150 - MAINTENANCE OF STRUCTUR		1,168	5,000	5,000
2260 - OFFICE EXPENSES	18	3	50	50
2300 - PROFESSIONAL & SPECIAL			5,000	5,000
2850 - UTILITIES	1,688	4,373	2,400	2,400
<i>Services and Supplies</i>	1,706	5,544	12,450	12,450
2199 - INTERFUND MAINTENANCE E		3,151	10,000	10,000
2399 - PROF SVCS - INTERFUND	2,725	4,147	3,000	3,000
3290 - INDIRECT COST COUNTY DE	3,965	8,026	8,000	8,000
4299 - FIXED ASSETS-STRUCTURE-	134		7,500	7,500
<i>Interfund Expenses</i>	6,825	15,325	28,500	28,500
3375 - REFUNDS - OVERPAYMENTS	610			
<i>Other Charges</i>	610			
4200 - FIXED ASSETS - STRUCT &	12,500		30,000	30,000
<i>Fixed Assets</i>	12,500		30,000	30,000
Expenditures/Financing Uses	21,641	20,869	70,950	70,950
Transfers-In				
9800 - TRANSFER IN			50,000	50,000
<i>Transfers-In</i>			50,000	50,000
Transfers-In	0	0	50,000	50,000
Transfers-Out				
5500 - TRANSFER OUT:		41,200	67,600	67,600

Trinity County
Budget Worksheets

For Fiscal Year 7/1/2021 - 6/30/2022

Function: 03 - Public Ways and Facilities

Fund: 154 - SPECIAL AVIATION DEVELOPMENT

Activity: 32 - TRANSPORTATION TERMINALS

Budget Officer: PWD - PUBLIC WORKS DIRECTOR

Budget Unit: 1854 - SPECIAL AVIATION DEVELOPMENT

Classification	Actuals 2019/20	Actuals 2020/21	Requested Budget 2021/22	Recommended Budget 2021/22
<i>Other Financing Uses</i>		41,200	67,600	67,600
Transfers-Out	0	41,200	67,600	67,600
1854 - SPECIAL AVIATION DEVELOPMENT				
600 Revenues/Sources	53,325	85,749	80,199	80,199
700 Expenditures/Uses	21,641	20,869	70,950	70,950
Net	31,683	64,880	9,249	9,249
800 Transfers In			50,000	50,000
850 Transfers Out		41,200	67,600	67,600
Total	31,683	23,680	(8,351)	(8,351)

**Trinity County
Budget Worksheets**

For Fiscal Year 7/1/2021 - 6/30/2022

Function: 01 - General Government

Fund: 101 - GENERAL FUND

Activity: 10 - OTHER GENERAL

Budget Officer: PWD - PUBLIC WORKS DIRECTOR

Budget Unit: 1910 - PUBLIC WORKS

Classification	Actuals 2019/20	Actuals 2020/21	Requested Budget 2021/22	Recommended Budget 2021/22
Revenues/Financing Sources				
8406 - SURVEYOR/ROAD	6,280	4,135	7,500	7,500
<i>Charges for Current Services</i>	6,280	4,135	7,500	7,500
9590 - REIMBURSABLES	600			
<i>Miscellaneous Revenues</i>	600			
Revenues/Financing Sources	6,880	4,135	7,500	7,500
Expenditures/Financing Uses				
2260 - OFFICE EXPENSES	34	19	100	100
2300 - PROFESSIONAL & SPECIAL	36,960	21,210	60,000	60,000
<i>Services and Supplies</i>	36,994	21,229	60,100	60,100
2399 - PROF SVCS - INTERFUND	9,506	4,327	10,000	10,000
<i>Interfund Expenses</i>	9,506	4,327	10,000	10,000
3291 - INTRA-FUND INDIRECT COS	1,038	771	548	548
<i>Intra-Fund Expenses</i>	1,038	771	548	548
Expenditures/Financing Uses	47,538	26,327	70,648	70,648
1910 - PUBLIC WORKS				
600 Revenues/Sources	6,880	4,135	7,500	7,500
700 Expenditures/Uses	47,538	26,327	70,648	70,648
Net	(40,658)	(22,192)	(63,148)	(63,148)
800 Transfers In				
850 Transfers Out				
Total	(40,658)	(22,192)	(63,148)	(63,148)

**Trinity County
Budget Worksheets**

For Fiscal Year 7/1/2021 - 6/30/2022

Function: 03 - Public Ways and Facilities

Fund: 102 - ROAD FUND

Activity: 31 - PUBLIC WAYS

Budget Officer: PWD - PUBLIC WORKS DIRECTOR

Budget Unit: 3000 - PUBLIC WORKS

Classification	Actuals 2019/20	Actuals 2020/21	Requested Budget 2021/22	Recommended Budget 2021/22
Revenues/Financing Sources				
6154 - ENCROACHMENT PERMITS	9,000	11,120	10,000	10,000
6155 - TRANSPORTATION PERMITS	1,836	3,172	2,500	2,500
<i>Licenses, Permits & Franchises</i>	10,836	14,292	12,500	12,500
6601 - INTEREST	52,553			
<i>Use of Money and Property</i>	52,553			
7050 - STATE HIGHWAY USERS TAX	1,977,190	1,942,839	2,120,896	2,120,896
7055 - STATE ROAD PRESERVATION	1,895,832			
7190 - STATE GRANT INCOME		50,908		
7390 - STATE MATCH	100,000	100,000	100,000	100,000
7391 - STATE EXCHANGE FUND	251,912	251,912	251,912	251,912
7410 - STATE AID FOR DISASTER	40,963	122,138		
<i>Government Aid - State</i>	4,265,898	2,467,798	2,472,808	2,472,808
7760 - FEDERAL AID DISASTER	152,474			
7770 - FEDERAL FOREST RESERVE	1,209,010	1,068,028	120,000	120,000
7801 - FEDERAL GRANT INCOME	20,779			
<i>Government Aid - Federal</i>	1,382,263	1,068,028	120,000	120,000
8028 - CURR SVCS-ROAD AND STRE	396,966	266,029	430,000	430,000
<i>Charges for Current Services</i>	396,966	266,029	430,000	430,000
8900 - INTERFUND REVENUE	930,803	512,689	2,300,000	2,300,000
<i>Interfund Revenue</i>	930,803	512,689	2,300,000	2,300,000
9255 - CANCEL STALE DATED WARR	278			
9256 - REFUNDS FOR PRIOR YR EX	123,033	208,224		
9299 - OTHER REVENUE	2,650	7	5,000	5,000
9590 - REIMBURSABLES	45,202		15,000	15,000
<i>Miscellaneous Revenues</i>	171,165	208,232	20,000	20,000
9297 - PRIOR YEAR ADJUSTMENT		108,852		
<i>Prior Period Revenue</i>		108,852		
9801 - SALE OF FIXED ASSETS	167,588		50,000	50,000
<i>Other Financing Sources</i>	167,588		50,000	50,000
Revenues/Financing Sources	7,378,076	4,645,922	5,405,308	5,405,308

Expenditures/Financing Uses

**Trinity County
Budget Worksheets**

For Fiscal Year 7/1/2021 - 6/30/2022

Function: 03 - Public Ways and Facilities

Fund: 102 - ROAD FUND

Activity: 31 - PUBLIC WAYS

Budget Officer: PWD - PUBLIC WORKS DIRECTOR

Budget Unit: 3000 - PUBLIC WORKS

Classification	Actuals 2019/20	Actuals 2020/21	Requested Budget 2021/22	Recommended Budget 2021/22
1010 - REGULAR SALARY	1,772,479	1,775,498	2,113,389	2,113,389
1020 - EXTRA HELP SALARY		33,273	25,000	25,000
1030 - OVERTIME SALARY	5,464	39,350	50,000	50,000
1050 - STAND BY PAY		41		
1100 - SOCIAL SECURITY	137,689	143,444	161,674	161,674
1200 - PERS RETIREMENT	700,572	728,751	900,304	900,304
1210 - LIUNA PENSION	66,413	69,663	81,058	81,058
1300 - BENEFITS	269,419	270,264	394,706	394,706
1301 - GROUP INSURANCE RETIREE	848,728	752,804	743,015	749,453
1400 - UNEMPLOYMENT INSURANCE	16,907	18,046	19,110	19,110
1500 - WORKERS COMPENSATION	197,206	240,263	179,307	179,307
<i>Salaries and Benefits</i>	4,014,880	4,071,402	4,667,563	4,674,001
2050 - CLOTHING AND PERSONAL	11,386	11,502	12,000	12,000
2060 - COMMUNICATIONS	22,849	22,400	25,000	25,000
2090 - HOUSEHOLD	2,226	4,194	3,850	3,850
2100 - INSURANCE	113,095	125,201	167,506	167,506
2140 - EQUIPMENT MAINTENANCE	300,344	345,481	357,000	357,000
2150 - MAINTENANCE OF STRUCTUR	5,290	7,604	20,000	20,000
2220 - MEDICAL, DENTAL & LAB S	1,158	1,794	3,000	3,000
2240 - MEMBERSHIPS	1,501	1,495	3,307	3,307
2250 - MISC EXPENSE			1,000	1,000
2260 - OFFICE EXPENSES	26,021	15,867	30,000	30,000
2300 - PROFESSIONAL & SPECIAL	29,160	39,382	30,000	30,000
2301 - COUNTY AUDIT	10,468			
2313 - PHYSICALS & DRUG TESTIN	1,332	1,213	2,500	2,500
2317 - PROF & SPECIALIZE SVS:P	1,658		25,000	25,000
2319 - PROF SERVICES:ROAD PROJ	7,398			
2500 - PUBLICATIONS & NOTICES	2,135	759	2,000	2,000
2600 - RENTS AND LEASES-EQUIPM	15,908	584	20,000	20,000
2630 - RENTS & LEASES-STRUCTUR	7,397	7,654	10,000	10,000
2660 - SMALL TOOLS & INSTRUMEN	14,667	16,706	15,000	15,000
2700 - SPECIAL DEPARTMENTAL EX	674,170	312,888	501,000	501,000
2750 - TRAVEL	45,332	9,688	45,000	45,000
2752 - FUEL PURCHASES	452,006	455,371	500,000	500,000
2756 - TRAINING	1,775	185	5,000	5,000
2850 - UTILITIES	44,281	45,803	48,000	48,000
<i>Services and Supplies</i>	1,791,565	1,425,781	1,826,163	1,826,163
1299 - INTERFUND EXPENSE UAL	(160,720)			

**Trinity County
Budget Worksheets**

For Fiscal Year 7/1/2021 - 6/30/2022

Function: 03 - Public Ways and Facilities

Fund: 102 - ROAD FUND

Activity: 31 - PUBLIC WAYS

Budget Officer: PWD - PUBLIC WORKS DIRECTOR

Budget Unit: 3000 - PUBLIC WORKS

Classification	Actuals 2019/20	Actuals 2020/21	Requested Budget 2021/22	Recommended Budget 2021/22
2199 - INTERFUND MAINTENANCE E	2,646	9,079	2,500	2,500
2399 - PROF SVCS - INTERFUND	58,158		2,500	2,500
3290 - INDIRECT COST COUNTY DE	154,433	187,521	245,569	245,569
<i>Interfund Expenses</i>	54,517	196,600	250,569	250,569
3400 - JUDGMENTS AND DAMAGES		40,000		
<i>Other Charges</i>		40,000		
3690 - PRIOR YEAR ADJUSTMENTS	67,213			
<i>Prior Period Expense</i>	67,213			
4200 - FIXED ASSETS - STRUCT &			150,000	150,000
4300 - FIXED ASSET - EQUIPMENT	163,537	17,698	920,000	920,000
4600 - CONSTRUCTION IN PROGRES	52,616			
<i>Fixed Assets</i>	216,154	17,698	1,070,000	1,070,000
Expenditures/Financing Uses	6,144,331	5,751,482	7,814,295	7,820,733
Transfers-In				
9800 - TRANSFER IN			920,000	920,000
<i>Transfers-In</i>			920,000	920,000
Transfers-In	0	0	920,000	920,000
Transfers-Out				
5500 - TRANSFER OUT:		1,300,000	2,384,126	2,384,126
<i>Other Financing Uses</i>		1,300,000	2,384,126	2,384,126
Transfers-Out	0	1,300,000	2,384,126	2,384,126
3000 - PUBLIC WORKS				
600 Revenues/Sources	7,378,076	4,645,922	5,405,308	5,405,308
700 Expenditures/Uses	6,144,331	5,751,482	7,814,295	7,820,733
Net	1,233,744	(1,105,559)	(2,408,987)	(2,415,425)
800 Transfers In			920,000	920,000
850 Transfers Out		1,300,000	2,384,126	2,384,126
Total	1,233,744	(2,405,559)	(3,873,113)	(3,879,551)

**Trinity County
Budget Worksheets**

For Fiscal Year 7/1/2021 - 6/30/2022

Function: 03 - Public Ways and Facilities

Fund: 101 - GENERAL FUND

Activity: 31 - PUBLIC WAYS

Budget Officer: PWD - PUBLIC WORKS DIRECTOR

Budget Unit: 3110 - MISC PUBLIC WORKS

Classification	Actuals 2019/20	Actuals 2020/21	Requested Budget 2021/22	Recommended Budget 2021/22
Revenues/Financing Sources				
7801 - FEDERAL GRANT INCOME			35,300	35,300
<i>Government Aid - Federal</i>			35,300	35,300
9299 - OTHER REVENUE		6	5,000	5,000
<i>Miscellaneous Revenues</i>		6	5,000	5,000
Revenues/Financing Sources	0	6	40,300	40,300
Expenditures/Financing Uses				
2150 - MAINTENANCE OF STRUCTUR	132		10,000	10,000
2300 - PROFESSIONAL & SPECIAL	2,730	1,797	67,800	67,800
2700 - SPECIAL DEPARTMENTAL EX	1,638	1,736	5,000	5,000
<i>Services and Supplies</i>	4,500	3,533	82,800	82,800
2399 - PROF SVCS - INTERFUND	6,867	6,009	19,500	19,500
2799 - INTERFUND FUEL/TRVL EXP	3,913			
<i>Interfund Expenses</i>	10,781	6,009	19,500	19,500
Expenditures/Financing Uses	15,281	9,542	102,300	102,300
3110 - MISC PUBLIC WORKS				
600 Revenues/Sources		6	40,300	40,300
700 Expenditures/Uses	15,281	9,542	102,300	102,300
Net	(15,281)	(9,536)	(62,000)	(62,000)
800 Transfers In				
850 Transfers Out				
Total	(15,281)	(9,536)	(62,000)	(62,000)

Trinity County Budget Worksheets

For Fiscal Year 7/1/2021 - 6/30/2022

Function: 03 - Public Ways and Facilities

Fund: 160 - TRANSIT FUND

Activity: 33 - TRANSPORTATION SYSTEMS

Budget Officer: PWD - PUBLIC WORKS DIRECTOR

Budget Unit: 3360 - PUBLIC TRANSIT PROJECTS ART 4

Classification	Actuals 2019/20	Actuals 2020/21	Requested Budget 2021/22	Recommended Budget 2021/22
Revenues/Financing Sources				
6601 - INTEREST	9,938			
<i>Use of Money and Property</i>	9,938			
7056 - LOCAL ROAD MAINT BOND F	302,415	16,782	35,278	35,278
<i>Government Aid - State</i>	302,415	16,782	35,278	35,278
7745 - PANDEMIC FLU I	30,036	()	331,090	331,090
7801 - FEDERAL GRANT INCOME	700,331	74,378	815,026	815,026
<i>Government Aid - Federal</i>	730,367	74,378	1,146,116	1,146,116
8010 - CHG FOR CURR SVC-ADMIN	504	332	600	600
8024 - CURR SVCS-PLANNING/ENGI	1,213	210	3,000	3,000
8871 - FARE BOX REVENUES	44,385	15,148	35,000	35,000
<i>Charges for Current Services</i>	46,103	15,690	38,600	38,600
9256 - REFUNDS FOR PRIOR YR EX	29,343	54,122		
9299 - OTHER REVENUE	3,000	3,600	3,600	3,600
9590 - REIMBURSABLES	556			
<i>Miscellaneous Revenues</i>	32,900	57,722	3,600	3,600
9297 - PRIOR YEAR ADJUSTMENT		12,610		
<i>Prior Period Revenue</i>		12,610		
9801 - SALE OF FIXED ASSETS	4,540	485	7,000	7,000
<i>Other Financing Sources</i>	4,540	485	7,000	7,000
Revenues/Financing Sources	1,126,264	177,670	1,230,594	1,230,594
Expenditures/Financing Uses				
1010 - REGULAR SALARY	141,846	123,404	169,821	169,821
1012 - SALARY ADJ GASB 75	(63,365)			
1020 - EXTRA HELP SALARY		5,653		
1030 - OVERTIME SALARY	2,348	201	4,000	4,000
1050 - STAND BY PAY		382	3,500	3,500
1100 - SOCIAL SECURITY	11,584	10,499	12,991	12,991
1200 - PERS RETIREMENT	61,341	49,902	65,546	65,546
1201 - PENSION EXP-GASB 68	43,514			
1203 - OPEB EXPENSE	(73,459)			
1210 - LIUNA PENSION	979	888	1,082	1,082
1300 - BENEFITS	27,584	19,405	41,418	41,418

**Trinity County
Budget Worksheets**

For Fiscal Year 7/1/2021 - 6/30/2022

Function: 03 - Public Ways and Facilities

Fund: 160 - TRANSIT FUND

Activity: 33 - TRANSPORTATION SYSTEMS

Budget Officer: PWD - PUBLIC WORKS DIRECTOR

Budget Unit: 3360 - PUBLIC TRANSIT PROJECTS ART 4

Classification	Actuals 2019/20	Actuals 2020/21	Requested Budget 2021/22	Recommended Budget 2021/22
1301 - GROUP INSURANCE RETIREE	98,689	85,545	80,763	81,463
1400 - UNEMPLOYMENT INSURANCE	2,749	2,510	2,450	2,450
1500 - WORKERS COMPENSATION	60,080	90,388	81,018	81,018
<i>Salaries and Benefits</i>	313,894	388,781	462,589	463,289
2050 - CLOTHING AND PERSONAL	1,323	1,128	1,200	1,200
2060 - COMMUNICATIONS	1,933	1,753	2,800	2,800
2090 - HOUSEHOLD	584	631	1,000	1,000
2100 - INSURANCE	23,515	26,754	34,142	34,142
2140 - EQUIPMENT MAINTENANCE	80,601	49,024	93,500	93,500
2220 - MEDICAL, DENTAL & LAB S	157		200	200
2240 - MEMBERSHIPS	620	795	800	800
2260 - OFFICE EXPENSES	3,664	652	2,500	2,500
2300 - PROFESSIONAL & SPECIAL	95,610	59,828	97,000	97,000
2301 - COUNTY AUDIT	2,186		4,000	4,000
2313 - PHYSICALS & DRUG TESTIN	2,065	2,148	2,000	2,000
2500 - PUBLICATIONS & NOTICES	1,639	1,640	3,500	3,500
2630 - RENTS & LEASES-STRUCTUR	4,200	1,200	7,800	7,800
2660 - SMALL TOOLS & INSTRUMEN	224	102	250	250
2700 - SPECIAL DEPARTMENTAL EX	1,867	731	30,000	30,000
2750 - TRAVEL	540		3,500	3,500
2752 - FUEL PURCHASES	62,927	31,328	85,000	85,000
2756 - TRAINING		60	2,500	2,500
<i>Services and Supplies</i>	283,660	177,781	371,692	371,692
4300 - FIXED ASSET - EQUIPMENT		198,345	416,053	416,053
4600 - CONSTRUCTION IN PROGRES			409,090	409,090
<i>Fixed Assets</i>		198,345	825,143	825,143
4250 - DEPRECIATION EXPENSE -	4,219			
4450 - DEPRECIATION EXP - INFR	914			
4500 - DEPRECIATION EXPENSE-EQ	108,055			
DEPRECIATION	113,189			
Expenditures/Financing Uses	710,744	764,908	1,659,424	1,660,124
Transfers-In				
9800 - TRANSFER IN	451,695	264,499	284,107	284,107
<i>Transfers-In</i>	451,695	264,499	284,107	284,107

Trinity County
Budget Worksheets

For Fiscal Year 7/1/2021 - 6/30/2022

Function: 03 - Public Ways and Facilities

Fund: 160 - TRANSIT FUND

Activity: 33 - TRANSPORTATION SYSTEMS

Budget Officer: PWD - PUBLIC WORKS DIRECTOR

Budget Unit: 3360 - PUBLIC TRANSIT PROJECTS ART 4

Classification	Actuals 2019/20	Actuals 2020/21	Requested Budget 2021/22	Recommended Budget 2021/22
Transfers-In	451,695	264,499	284,107	284,107
Transfers-Out				
5500 - TRANSFER OUT:	195,434			
<i>Other Financing Uses</i>	<i>195,434</i>			
Transfers-Out	195,434	0	0	0
3360 - PUBLIC TRANSIT PROJECTS ART 4				
600 Revenues/Sources	1,126,264	177,670	1,230,594	1,230,594
700 Expenditures/Uses	710,744	764,908	1,659,424	1,660,124
Net	415,520	(587,237)	(428,830)	(429,530)
800 Transfers In	451,695	264,499	284,107	284,107
850 Transfers Out	195,434			
Total	671,780	(322,738)	(144,723)	(145,423)

**Trinity County
Budget Worksheets**

For Fiscal Year 7/1/2021 - 6/30/2022

Function: 03 - Public Ways and Facilities

Fund: 161 - NON-TRANSIT FUND

Activity: 33 - TRANSPORTATION SYSTEMS

Budget Officer: PWD - PUBLIC WORKS DIRECTOR

Budget Unit: 3361 - PUBLIC TRANSIT NON-TRANSIT

Classification	Actuals 2019/20	Actuals 2020/21	Requested Budget 2021/22	Recommended Budget 2021/22
Revenues/Financing Sources				
6601 - INTEREST	138			
<i>Use of Money and Property</i>	<i>138</i>			
Revenues/Financing Sources	138	0	0	0
Expenditures/Financing Uses				
2301 - COUNTY AUDIT	2			
<i>Services and Supplies</i>	<i>2</i>			
2399 - PROF SVCS - INTERFUND	2,780		3,708	3,708
3290 - INDIRECT COST COUNTY DE			25	25
<i>Interfund Expenses</i>	<i>2,780</i>		<i>3,733</i>	<i>3,733</i>
Expenditures/Financing Uses	2,782	0	3,733	3,733
Transfers-In				
9800 - TRANSFER IN	2,805	1,899	3,733	3,733
<i>Transfers-In</i>	<i>2,805</i>	<i>1,899</i>	<i>3,733</i>	<i>3,733</i>
Transfers-In	2,805	1,899	3,733	3,733
Transfers-Out				
5500 - TRANSFER OUT:	160			
<i>Other Financing Uses</i>	<i>160</i>			
Transfers-Out	160	0	0	0
3361 - PUBLIC TRANSIT NON-TRANSIT				
600 Revenues/Sources	138			
700 Expenditures/Uses	2,782		3,733	3,733
Net	(2,644)		(3,733)	(3,733)
800 Transfers In	2,805	1,899	3,733	3,733
850 Transfers Out	160			
Total	0	1,899	0	0

**Trinity County
Budget Worksheets**

For Fiscal Year 7/1/2021 - 6/30/2022

Function: 03 - Public Ways and Facilities

Fund: 160 - TRANSIT FUND

Activity: 00 - NOT APPLICABLE

Budget Officer: PWD - PUBLIC WORKS DIRECTOR

Budget Unit: 3362 - PUBLIC TRANSIT ARTICLE 8

Classification	Actuals 2019/20	Actuals 2020/21	Requested Budget 2021/22	Recommended Budget 2021/22
Revenues/Financing Sources				
Revenues/Financing Sources	0	0	0	0
Expenditures/Financing Uses				
2300 - PROFESSIONAL & SPECIAL	32,190	45,701	85,000	85,000
<i>Services and Supplies</i>	<i>32,190</i>	<i>45,701</i>	<i>85,000</i>	<i>85,000</i>
Expenditures/Financing Uses	32,190	45,701	85,000	85,000
Transfers-In				
9800 - TRANSFER IN	55,000	84,006	85,000	85,000
<i>Transfers-In</i>	<i>55,000</i>	<i>84,006</i>	<i>85,000</i>	<i>85,000</i>
Transfers-In	55,000	84,006	85,000	85,000
Transfers-Out				
5500 - TRANSFER OUT:	22,809			
<i>Other Financing Uses</i>	<i>22,809</i>			
Transfers-Out	22,809	0	0	0
3362 - PUBLIC TRANSIT ARTICLE 8				
600 Revenues/Sources				
700 Expenditures/Uses	32,190	45,701	85,000	85,000
Net	(32,190)	(45,701)	(85,000)	(85,000)
800 Transfers In	55,000	84,006	85,000	85,000
850 Transfers Out	22,809			
Total	(0)	38,304	0	0

Trinity County
Budget Worksheets

For Fiscal Year 7/1/2021 - 6/30/2022

Function: 03 - Public Ways and Facilities

Fund: 105 - SB1 FUNDING ROAD OPER/CONST

Activity: 31 - PUBLIC WAYS

Budget Officer: PWD - PUBLIC WORKS DIRECTOR

Budget Unit: 8105 - SB1 FUNDING ROAD OPER/CONST

Classification	Actuals 2019/20	Actuals 2020/21	Requested Budget 2021/22	Recommended Budget 2021/22
Revenues/Financing Sources				
7055 - STATE ROAD PRESERVATION		1,557,729	2,009,983	2,009,983
<i>Government Aid - State</i>		<i>1,557,729</i>	<i>2,009,983</i>	<i>2,009,983</i>
Revenues/Financing Sources	0	1,557,729	2,009,983	2,009,983
Expenditures/Financing Uses				
2319 - PROF SERVICES:ROAD PROJ			326,734	326,734
2700 - SPECIAL DEPARTMENTAL EX		378,004	658,503	658,503
<i>Services and Supplies</i>		<i>378,004</i>	<i>985,237</i>	<i>985,237</i>
2399 - PROF SVCS - INTERFUND			808,271	808,271
<i>Interfund Expenses</i>			<i>808,271</i>	<i>808,271</i>
4300 - FIXED ASSET - EQUIPMENT			1,115,000	1,115,000
4600 - CONSTRUCTION IN PROGRES			873,885	873,885
<i>Fixed Assets</i>			<i>1,988,885</i>	<i>1,988,885</i>
Expenditures/Financing Uses	0	378,004	3,782,393	3,782,393
Transfers-In				
9800 - TRANSFER IN		500,000	1,534,806	1,534,806
<i>Transfers-In</i>		<i>500,000</i>	<i>1,534,806</i>	<i>1,534,806</i>
Transfers-In	0	500,000	1,534,806	1,534,806
Transfers-Out				
5500 - TRANSFER OUT:			1,595,601	1,595,601
<i>Other Financing Uses</i>			<i>1,595,601</i>	<i>1,595,601</i>
Transfers-Out	0	0	1,595,601	1,595,601

Trinity County
Budget Worksheets

For Fiscal Year 7/1/2021 - 6/30/2022

Function: 03 - Public Ways and Facilities

Fund: 105 - SB1 FUNDING ROAD OPER/CONST

Activity: 31 - PUBLIC WAYS

Budget Officer: PWD - PUBLIC WORKS DIRECTOR

Budget Unit: 8105 - SB1 FUNDING ROAD OPER/CONST

Classification	Actuals 2019/20	Actuals 2020/21	Requested Budget 2021/22	Recommended Budget 2021/22
8105 - SB1 FUNDING ROAD OPER/CONST				
600 Revenues/Sources		1,557,729	2,009,983	2,009,983
700 Expenditures/Uses		378,004	3,782,393	3,782,393
Net		1,179,724	(1,772,410)	(1,772,410)
800 Transfers In		500,000	1,534,806	1,534,806
850 Transfers Out			1,595,601	1,595,601
Total	0	1,679,724	(1,833,205)	(1,833,205)

Trinity County
Budget Worksheets

For Fiscal Year 7/1/2021 - 6/30/2022

Function: 01 - General Government

Fund: 201 - HAYFORK LIGHTING DISTRICT

Activity: 07 - PROPERTY MANAGEMENT

Budget Officer: PWD - PUBLIC WORKS DIRECTOR

Budget Unit: 8201 - HAYFORK LIGHTING DISTRICT

Classification	Actuals 2019/20	Actuals 2020/21	Requested Budget 2021/22	Recommended Budget 2021/22
Revenues/Financing Sources				
6010 - CURRENT SECURED	17,803	18,976	17,000	17,000
6020 - CURRENT UNSECURED PROP	354	324	350	350
6040 - PRIOR UNSECURED	9	16		
6090 - SUPPLEMENTAL TAX - CURR	240	467	250	250
<i>Property Taxes</i>	18,408	19,784	17,600	17,600
6601 - INTEREST	2,199		1,500	1,500
<i>Use of Money and Property</i>	2,199		1,500	1,500
7430 - STATE HOPTR	176	175	175	175
<i>Government Aid - State</i>	176	175	175	175
Revenues/Financing Sources	20,784	19,960	19,275	19,275
Expenditures/Financing Uses				
2140 - EQUIPMENT MAINTENANCE			1,500	1,500
2300 - PROFESSIONAL & SPECIAL			70,000	70,000
2301 - COUNTY AUDIT	59			
2700 - SPECIAL DEPARTMENTAL EX			3,000	3,000
2850 - UTILITIES	7,590	8,416	9,000	9,000
<i>Services and Supplies</i>	7,649	8,416	83,500	83,500
2399 - PROF SVCS - INTERFUND			2,500	2,500
3290 - INDIRECT COST COUNTY DE			100	100
<i>Interfund Expenses</i>			2,600	2,600
Expenditures/Financing Uses	7,649	8,416	86,100	86,100
8201 - HAYFORK LIGHTING DISTRICT				
600 Revenues/Sources	20,784	19,960	19,275	19,275
700 Expenditures/Uses	7,649	8,416	86,100	86,100
Net	13,134	11,543	(66,825)	(66,825)
800 Transfers In				
850 Transfers Out				
Total	13,134	11,543	(66,825)	(66,825)

**Trinity County
Budget Worksheets**

For Fiscal Year 7/1/2021 - 6/30/2022

Function: 01 - General Government

Fund: 202 - WEAVERVILLE LIGHTING DISTRICT

Activity: 07 - PROPERTY MANAGEMENT

Budget Officer: PWD - PUBLIC WORKS DIRECTOR

Budget Unit: 8202 - WEAVERVILLE LIGHTING

Classification	Actuals 2019/20	Actuals 2020/21	Requested Budget 2021/22	Recommended Budget 2021/22
Revenues/Financing Sources				
6010 - CURRENT SECURED	56,212	58,615	60,000	60,000
6020 - CURRENT UNSECURED PROP	1,117	998	1,000	1,000
6040 - PRIOR UNSECURED	31	53	50	50
6090 - SUPPLEMENTAL TAX - CURR	758	1,439	750	750
<i>Property Taxes</i>	58,120	61,107	61,800	61,800
6601 - INTEREST	4,369		2,800	2,800
<i>Use of Money and Property</i>	4,369		2,800	2,800
7430 - STATE HOPTR	555	553	600	600
<i>Government Aid - State</i>	555	553	600	600
Revenues/Financing Sources	63,044	61,661	65,200	65,200
Expenditures/Financing Uses				
2140 - EQUIPMENT MAINTENANCE			1,500	1,500
2300 - PROFESSIONAL & SPECIAL			90,000	90,000
2301 - COUNTY AUDIT	118			
2700 - SPECIAL DEPARTMENTAL EX			5,000	5,000
2850 - UTILITIES	28,679	32,270	35,000	35,000
<i>Services and Supplies</i>	28,797	32,270	131,500	131,500
2399 - PROF SVCS - INTERFUND			3,500	3,500
3290 - INDIRECT COST COUNTY DE			200	200
<i>Interfund Expenses</i>			3,700	3,700
Expenditures/Financing Uses	28,797	32,270	135,200	135,200
8202 - WEAVERVILLE LIGHTING				
600 Revenues/Sources	63,044	61,661	65,200	65,200
700 Expenditures/Uses	28,797	32,270	135,200	135,200
Net	34,247	29,390	(70,000)	(70,000)
800 Transfers In				
850 Transfers Out				
Total	34,247	29,390	(70,000)	(70,000)

Trinity County Budget Worksheets

For Fiscal Year 7/1/2021 - 6/30/2022

Function: 03 - Public Ways and Facilities

Fund: 237 - TRANSPORTATION COMMISSION

Activity: 33 - TRANSPORTATION SYSTEMS

Budget Officer: PWD - PUBLIC WORKS DIRECTOR

Budget Unit: 8237 - TRANSPORTATION COMMISSION

Classification	Actuals 2019/20	Actuals 2020/21	Requested Budget 2021/22	Recommended Budget 2021/22
Revenues/Financing Sources				
6601 - INTEREST	1,392			
<i>Use of Money and Property</i>	1,392			
7190 - STATE GRANT INCOME	171,082	162,291	197,500	197,500
7300 - STATE AID TO CONSTRUCTI	53,709	22,802		
7391 - STATE EXCHANGE FUND	35,125	34,775	34,000	34,000
7599 - STATE AID	30,000		178,000	178,000
<i>Government Aid - State</i>	289,916	219,868	409,500	409,500
9590 - REIMBURSABLES	2,325		1,500	1,500
<i>Miscellaneous Revenues</i>	2,325		1,500	1,500
9297 - PRIOR YEAR ADJUSTMENT	67,213			
<i>Prior Period Revenue</i>	67,213			
Revenues/Financing Sources	360,847	219,868	411,000	411,000
Expenditures/Financing Uses				
2060 - COMMUNICATIONS		31		
2140 - EQUIPMENT MAINTENANCE	400	400		
2240 - MEMBERSHIPS	1,697	1,197	2,000	2,000
2260 - OFFICE EXPENSES	2,096	576	1,500	1,500
2300 - PROFESSIONAL & SPECIAL	141,874	13,405	240,000	240,000
2301 - COUNTY AUDIT	8,677	8,700		
2313 - PHYSICALS & DRUG TESTIN		49	75	75
2500 - PUBLICATIONS & NOTICES	987	1,303	3,000	3,000
2700 - SPECIAL DEPARTMENTAL EX	6	438	5,000	5,000
2750 - TRAVEL	6,061		4,000	4,000
2756 - TRAINING		1,620	2,000	2,000
<i>Services and Supplies</i>	161,800	27,721	257,575	257,575
2299 - INTERFUND SERVICES/SUPP			300	300
2399 - PROF SVCS - INTERFUND	212,297	130,402	250,000	250,000
3290 - INDIRECT COST COUNTY DE	8,552	7,291	21,000	21,000
<i>Interfund Expenses</i>	220,849	137,693	271,300	271,300
Expenditures/Financing Uses	382,650	165,414	528,875	528,875
Transfers-In				
9800 - TRANSFER IN	139,740	90,300	117,875	117,875

Trinity County
Budget Worksheets

For Fiscal Year 7/1/2021 - 6/30/2022

Function: 03 - Public Ways and Facilities

Fund: 237 - TRANSPORTATION COMMISSION

Activity: 33 - TRANSPORTATION SYSTEMS

Budget Officer: PWD - PUBLIC WORKS DIRECTOR

Budget Unit: 8237 - TRANSPORTATION COMMISSION

Classification	Actuals 2019/20	Actuals 2020/21	Requested Budget 2021/22	Recommended Budget 2021/22
<i>Transfers-In</i>	<i>139,740</i>	<i>90,300</i>	<i>117,875</i>	<i>117,875</i>
Transfers-In	139,740	90,300	117,875	117,875
Transfers-Out				
5500 - TRANSFER OUT:	33,585	35,125	101,988	101,988
<i>Other Financing Uses</i>	<i>33,585</i>	<i>35,125</i>	<i>101,988</i>	<i>101,988</i>
Transfers-Out	33,585	35,125	101,988	101,988
8237 - TRANSPORTATION COMMISSION				
600 Revenues/Sources	360,847	219,868	411,000	411,000
700 Expenditures/Uses	382,650	165,414	528,875	528,875
Net	(21,802)	54,453	(117,875)	(117,875)
800 Transfers In	139,740	90,300	117,875	117,875
850 Transfers Out	33,585	35,125	101,988	101,988
Total	84,352	109,628	(101,988)	(101,988)

Trinity County
Budget Worksheets

For Fiscal Year 7/1/2021 - 6/30/2022

Function: 03 - Public Ways and Facilities

Fund: 461 - TRANSPORTATION FUND

Activity: 33 - TRANSPORTATION SYSTEMS

Budget Officer: PWD - PUBLIC WORKS DIRECTOR

Budget Unit: 8461 - LOCAL TRANSPORTATION FUND LTF

Classification	Actuals 2019/20	Actuals 2020/21	Requested Budget 2021/22	Recommended Budget 2021/22
Revenues/Financing Sources				
6060 - SALES AND USE TAX	274,990	385,618	300,000	300,000
<i>Other Taxes</i>	274,990	385,618	300,000	300,000
6601 - INTEREST	8,245			
<i>Use of Money and Property</i>	8,245			
Revenues/Financing Sources	283,235	385,618	300,000	300,000
Expenditures/Financing Uses				
Expenditures/Financing Uses	0	0	0	0
Transfers-In				
9800 - TRANSFER IN	73,255			
<i>Transfers-In</i>	73,255			
Transfers-In	73,255	0	0	0
Transfers-Out				
5500 - TRANSFER OUT:	447,545	336,429	404,662	404,662
<i>Other Financing Uses</i>	447,545	336,429	404,662	404,662
Transfers-Out	447,545	336,429	404,662	404,662
8461 - LOCAL TRANSPORTATION FUND LTF				
600 Revenues/Sources	283,235	385,618	300,000	300,000
700 Expenditures/Uses				
Net	283,235	385,618	300,000	300,000
800 Transfers In	73,255			
850 Transfers Out	447,545	336,429	404,662	404,662
Total	(91,054)	49,189	(104,662)	(104,662)

**Trinity County
Budget Worksheets**

For Fiscal Year 7/1/2021 - 6/30/2022

Function: 03 - Public Ways and Facilities

Fund: 462 - TRANSIT ASSISTANCE FUND

Activity: 33 - TRANSPORTATION SYSTEMS

Budget Officer: PWD - PUBLIC WORKS DIRECTOR

Budget Unit: 8462 - TRANSIT ASSIST FUND

Classification	Actuals 2019/20	Actuals 2020/21	Requested Budget 2021/22	Recommended Budget 2021/22
Revenues/Financing Sources				
6601 - INTEREST	5,025			
<i>Use of Money and Property</i>	<i>5,025</i>			
7599 - STATE AID	119,893	71,553	97,211	97,211
<i>Government Aid - State</i>	<i>119,893</i>	<i>71,553</i>	<i>97,211</i>	<i>97,211</i>
Revenues/Financing Sources	124,918	71,553	97,211	97,211
Expenditures/Financing Uses				
Expenditures/Financing Uses	0	0	0	0
Transfers-In				
9800 - TRANSFER IN	178,735			
<i>Transfers-In</i>	<i>178,735</i>			
Transfers-In	178,735	0	0	0
Transfers-Out				
5500 - TRANSFER OUT:	178,735	104,275	86,053	86,053
<i>Other Financing Uses</i>	<i>178,735</i>	<i>104,275</i>	<i>86,053</i>	<i>86,053</i>
Transfers-Out	178,735	104,275	86,053	86,053
8462 - TRANSIT ASSIST FUND				
600 Revenues/Sources	124,918	71,553	97,211	97,211
700 Expenditures/Uses				
Net	124,918	71,553	97,211	97,211
800 Transfers In	178,735			
850 Transfers Out	178,735	104,275	86,053	86,053
Total	124,918	(32,722)	11,158	11,158

THIS PAGE LEFT BLANK INTENTIONALLY



TERRI McBRAYER
TREASURER – TAX COLLECTOR

THIS PAGE LEFT BLANK INTENTIONALLY



TRINITY COUNTY
TERRI MC BRAYER, TREASURER-TAX COLLECTOR
P.O. BOX 1297, WEAVERVILLE, CALIFORNIA 96093
PHONE (530) 623-1251

MEMORANDUM

To: Board of Supervisors
From: Terri Mc Brayer, Treasurer-Tax Collector
Subject: Goals & Objectives for Treasurer-Tax Collector Office
Date: August 30, 2021

Mission Statement:

The Trinity County Treasurer-Tax Collector's Office is committed to fulfilling our legal obligation to collect and protect the vital revenues of local government, to listen and be responsive to our valued customers and employees and to create an environment which promotes efficiency and competency while delivering the highest quality of service.

Departmental Description:

The Treasurer-Tax Collector is the elected financial officer of the County of Trinity and is responsible for cash management and tax collections for county government. The Treasurer-Tax-Collector Department is responsible for collecting taxes on all secured and unsecured property, and transient occupancy taxes. The Treasurer-Tax-Collector Department provides banking services for all county departments, county schools and special districts. The Treasurer-Tax-Collector Department performs treasury functions such as: safeguarding county funds; providing full accountability, maintaining an effective cash flow, and investing idle funds.

Departmental Overview:

The Treasurer-Tax Collector's office manages the county portfolio while maintaining and providing an effective cash flow to meet expenditure needs. The office continues to meet all mandated deadlines.

The previous fiscal year was another eventful year with unprecedented times associated with a pandemic. It has been an evolving process to establish supplementary methods to provide services to the public and other departments while keeping team members safe and healthy. Recruitment and retention of team members has been delayed and presented with additional challenges. Although our seasoned team members have retired we are pleased to have new team members join our team. We had three major program conversions take place. As with any conversion there are issues that come up. This process has been very time intensive

and not as smooth as we had hoped, yet the new programs will eventually result in some much-needed efficiencies.

Goals and Objectives for FY 21-22:

- Provide banking services for all county departments, schools and special districts. Disperse funds by paying warrant, electronic payments and electronic payroll
- Invest idle funds and increase portfolio diversification
- Resolve remaining issues with conversion process
- Improving the timeframe to process the property tax apportionment
- Complete conversion to RTL payment software.
- Plan and conduct yearly defaulted property tax auction
- More timely resolution to property related inquiries.
- Complete training of new team members
- Continue cross-training to streamline internal departmental processes.

SORT ORDER: BDT OFCR then ORG KEY; Period Reported: 06/30/21-06/30/21 ;Totals Only

SELECT FUND GROUP: 01-06 ; ACCOUNT CODE: 0100

=====	Prior	Debit	Credit	Period Bal.	YTD Balance
=====	=====	=====	=====	=====	=====
Total ORG KEY 0558 COUNTY BLOOD/ALCOHOL TESTING	1,500.07	105.20*	0.00*	105.20	1,605.27
Total ORG KEY 0638 TX COLLECTOR FUND FOR COSTS	57,659.53	4,880.00*	0.00*	4,880.00	62,539.53
Total BDT OFCR TC TREASURER/TAX COLLECTOR	59,159.60	4,985.20*	0.00*	4,985.20	64,144.80
** GRAND TOTAL **	39,088,607.68	4,331,907.71	5,694,336.79	-1,362,429.08	37,726,178.60
		Ending Fund Balance **			0.00

Trinity County
 Budget Officer Summary
 CAO Requested Budget

TC TREASURER/TAX COLLECTOR

Dept Description (Fund)	Expenditures	Revenues	Net Income
=====	=====	=====	=====
1350 TREASURER/TAX COLLECTOR (101)	611,542	394,760	(216,782)
8558 COUNTY BLOOD/ALCOHOL TESTING (558)	1,502	1,500	(2)
8638 TAX COLL FUND FOR COSTS (638)	35,182	27,000	(8,182)
	<hr/>	<hr/>	<hr/>
Total TREASURER/TAX COLLECTOR	648,226	423,260	(224,966)
General Fund Contribution			(216,782)
Non General Fund change to Fund Balance			(8,184)

Trinity County
Budget Worksheets

For Fiscal Year 7/1/2021 - 6/30/2022

Function: 01 - General Government

Fund: 101 - GENERAL FUND

Activity: 02 - FINANCE

Budget Officer: TC - TREASURER/TAX COLLECTOR

Budget Unit: 1350 - TREASURER/TAX COLLECTOR

Classification	Actuals 2019/20	Actuals 2020/21	Requested Budget 2021/22	Recommended Budget 2021/22
Revenues/Financing Sources				
6050 - PENALTY & COSTS DELQNT	18,721	17,187	22,000	22,000
<i>Fines, Forfeitures & Penalties</i>	18,721	17,187	22,000	22,000
7190 - STATE GRANT INCOME		8,071		
<i>Government Aid - State</i>		8,071		
6082 - HOTEL TAX ADMINISTRATIO	63,992	61,108	62,000	62,000
8016 - CHG CURR SVC: DIRECT CH	18,714	21,582	20,000	20,000
8021 - CURR SVCS-TAX ADMIN FEE	200	150	200	200
8204 - ADMIN FEE TREAS/TAX COL	75,055	70,451	100,000	100,000
8206 - INVESTMENT ADMINISTRATI	58,159		60,000	60,000
8207 - PUBLIC AUTHORITY		306		
<i>Charges for Current Services</i>	216,122	153,599	242,200	242,200
8900 - INTERFUND REVENUE	1,610			
8901 - INTERFUND REVENUE-INDIR	84,569	50,806	73,263	88,263
<i>Interfund Revenue</i>	86,179	50,806	73,263	88,263
8950 - INTRA-FUND TRANSFER	4,481	4,282	6,715	6,715
<i>Intra-Fund Transfers</i>	4,481	4,282	6,715	6,715
9256 - REFUNDS FOR PRIOR YR EX	1,742	2,104		
9298 - BAD CHECKS		10,138		
9590 - REIMBURSABLES	392	370	400	400
<i>Miscellaneous Revenues</i>	2,134	12,613	400	400
9297 - PRIOR YEAR ADJUSTMENT		12,470		
<i>Prior Period Revenue</i>		12,470		
Revenues/Financing Sources	327,638	259,030	344,578	359,578
Expenditures/Financing Uses				
1010 - REGULAR SALARY	265,462	232,370	299,678	269,558
1020 - EXTRA HELP SALARY		4,090		
1100 - SOCIAL SECURITY	20,338	17,501	22,925	20,621
1200 - PERS RETIREMENT	102,829	92,650	127,663	114,832
1210 - LIUNA PENSION	966	853	811	811
1300 - BENEFITS	40,511	34,546	72,135	58,445
1301 - GROUP INSURANCE RETIREE	98,689	85,545	96,915	97,755
1400 - UNEMPLOYMENT INSURANCE	1,958	2,246	2,450	1,960

Trinity County Budget Worksheets

For Fiscal Year 7/1/2021 - 6/30/2022

Function: 01 - General Government

Fund: 101 - GENERAL FUND

Activity: 02 - FINANCE

Budget Officer: TC - TREASURER/TAX COLLECTOR

Budget Unit: 1350 - TREASURER/TAX COLLECTOR

Classification	Actuals 2019/20	Actuals 2020/21	Requested Budget 2021/22	Recommended Budget 2021/22
1500 - WORKERS COMPENSATION	3,665	4,127	4,490	4,490
<i>Salaries and Benefits</i>	534,421	473,931	627,067	568,472
2060 - COMMUNICATIONS	3,291	3,508	3,500	3,500
2090 - HOUSEHOLD		85	150	150
2140 - EQUIPMENT MAINTENANCE	2,114	3,576	2,500	2,500
2141 - MAINT OF EQUIP:SOFTWARE			3,300	3,300
2150 - MAINTENANCE OF STRUCTUR	536	382	500	500
2240 - MEMBERSHIPS	250	250	500	500
2260 - OFFICE EXPENSES	20,444	25,819	28,000	28,000
2300 - PROFESSIONAL & SPECIAL	481	2,079	10,395	10,395
2313 - PHYSICALS & DRUG TESTIN		128	96	96
2500 - PUBLICATIONS & NOTICES	2,235	3,562	3,800	3,800
2700 - SPECIAL DEPARTMENTAL EX	1,268	727	2,000	2,000
2750 - TRAVEL	1,686	1,441	4,500	4,500
2756 - TRAINING	1,895	581	1,800	1,800
<i>Services and Supplies</i>	34,203	42,144	61,041	61,041
2399 - PROF SVCS - INTERFUND			300	300
<i>Interfund Expenses</i>			300	300
5100 - COST APPLIED	(56,953)	(52,283)	(53,853)	(53,853)
<i>Intra-Fund Expenses</i>	(56,953)	(52,283)	(53,853)	(53,853)
3232 - CONTR TO AGENCY FUNDS	250	130	400	400
<i>Other Charges</i>	250	130	400	400
4300 - FIXED ASSET - EQUIPMENT	8,333			35,182
<i>Fixed Assets</i>	8,333			35,182
Expenditures/Financing Uses	520,254	463,923	634,955	611,542
Transfers-In				
9800 - TRANSFER IN	50,000	60,000	60,000	35,182
<i>Transfers-In</i>	50,000	60,000	60,000	35,182
Transfers-In	50,000	60,000	60,000	35,182
Transfers-Out				
<i>Transfers-Out</i>	0	0	0	0

Trinity County
Budget Worksheets

For Fiscal Year 7/1/2021 - 6/30/2022

Function: 01 - General Government

Fund: 101 - GENERAL FUND

Activity: 02 - FINANCE

Budget Officer: TC - TREASURER/TAX COLLECTOR

Budget Unit: 1350 - TREASURER/TAX COLLECTOR

Classification	Actuals 2019/20	Actuals 2020/21	Requested Budget 2021/22	Recommended Budget 2021/22
1350 - TREASURER/TAX COLLECTOR				
600 Revenues/Sources	327,638	259,030	344,578	359,578
700 Expenditures/Uses	520,254	463,923	634,955	611,542
Net	(192,616)	(204,892)	(290,377)	(251,964)
800 Transfers In	50,000	60,000	60,000	35,182
850 Transfers Out				
Total	(142,616)	(144,892)	(230,377)	(216,782)

Trinity County
Budget Worksheets

For Fiscal Year 7/1/2021 - 6/30/2022

Function: 01 - General Government

Fund: 558 - COUNTY BLOOD/ALCOHOL TESTING

Activity: 02 - FINANCE

Budget Officer: TC - TREASURER/TAX COLLECTOR

Budget Unit: 8558 - COUNTY BLOOD/ALCOHOL TESTING

Classification	Actuals 2019/20	Actuals 2020/21	Requested Budget 2021/22	Recommended Budget 2021/22
Revenues/Financing Sources				
6550 - FINES AND FEES	1,795	1,606	1,500	1,500
<i>Fines, Forfeitures & Penalties</i>	<i>1,795</i>	<i>1,606</i>	<i>1,500</i>	<i>1,500</i>
Revenues/Financing Sources	1,795	1,606	1,500	1,500
Expenditures/Financing Uses				
2301 - COUNTY AUDIT				
<i>Services and Supplies</i>				
3290 - INDIRECT COST COUNTY DE			2	2
<i>Interfund Expenses</i>			2	2
Expenditures/Financing Uses	0	0	2	2
Transfers-Out				
5500 - TRANSFER OUT:	1,851	1,795	1,500	1,500
<i>Other Financing Uses</i>	<i>1,851</i>	<i>1,795</i>	<i>1,500</i>	<i>1,500</i>
Transfers-Out	1,851	1,795	1,500	1,500
8558 - COUNTY BLOOD/ALCOHOL TESTING				
600 Revenues/Sources	1,795	1,606	1,500	1,500
700 Expenditures/Uses			2	2
Net	1,794	1,606	1,498	1,498
800 Transfers In				
850 Transfers Out	1,851	1,795	1,500	1,500
Total	(56)	(188)	(2)	(2)

Trinity County
Budget Worksheets

For Fiscal Year 7/1/2021 - 6/30/2022

Function: 01 - General Government

Fund: 638 - TAX COLLECTOR FUND FOR COSTS

Activity: 02 - FINANCE

Budget Officer: TC - TREASURER/TAX COLLECTOR

Budget Unit: 8638 - TAX COLL FUND FOR COSTS

Classification	Actuals 2019/20	Actuals 2020/21	Requested Budget 2021/22	Recommended Budget 2021/22
Revenues/Financing Sources				
6030 - PRIOR SECURED PROP TAX	15,740	20,480	15,000	15,000
<i>Property Taxes</i>	<i>15,740</i>	<i>20,480</i>	<i>15,000</i>	<i>15,000</i>
8208 - TAX COLLECTORS TRUST:CO	10,350	6,980	12,000	12,000
<i>Charges for Current Services</i>	<i>10,350</i>	<i>6,980</i>	<i>12,000</i>	<i>12,000</i>
Revenues/Financing Sources	26,090	27,460	27,000	27,000
Expenditures/Financing Uses				
Expenditures/Financing Uses	0	0	0	0
Transfers-Out				
5500 - TRANSFER OUT:	50,000	60,000	60,000	35,182
<i>Other Financing Uses</i>	<i>50,000</i>	<i>60,000</i>	<i>60,000</i>	<i>35,182</i>
Transfers-Out	50,000	60,000	60,000	35,182
8638 - TAX COLL FUND FOR COSTS				
600 Revenues/Sources	26,090	27,460	27,000	27,000
700 Expenditures/Uses				
Net	26,090	27,460	27,000	27,000
800 Transfers In				
850 Transfers Out	50,000	60,000	60,000	35,182
Total	(23,910)	(32,540)	(33,000)	(8,182)